



Using Ounce Equivalents for Grains in the Child and Adult Care Food Program

Grains are an important part of meals in the Child and Adult Care Food Program (CACFP). To make sure children and adults get enough grains at CACFP meals and snacks, required amounts for the grains component are listed in the meal pattern as ounce equivalents (oz. eq.). Ounce equivalents tell you the amount of grain in a portion of food.


How Much Is 1 Ounce Equivalent?



20 cheese crackers
(1" by 1") = 1 oz. eq.



12 thin wheat crackers
(1 1/4" by 1 1/4") = 1 oz. eq.



5 woven whole-wheat crackers
(1 1/2" by 1 1/2") = 1 oz. eq.

Using the Grains Measuring Chart

The Grains Measuring Chart on pages 2-4 tells you how much of a grain item you need to serve to meet CACFP meal pattern requirements. To use this chart:

- 1 Find the grain you want to serve under the "Grain Item and Size" column.
- 2 Check if the chart lists a size or weight by the name of the grain. If the chart:
- 3 Find the column for the age of your participants and the meal or snack you are serving. This column lists the amount of a grain you will need to serve to meet the meal pattern requirement for grains.

Lists a weight for the grain, such as *at least 56 grams*, then use the Nutrition Facts label for the item you want to serve to make sure it weighs the same, or more than, the grain on the chart. See page 5.

Does not list a weight or size for the grain, then you do not need to check the size or weight of the product before using the chart.

Lists a size for the grain, such as *about 1 1/4" by 1 1/2"*, then check if the item is the same size, or larger than, this amount. See page 6.

| Grain Item and Size | 1- through 5-year-olds at Breakfast, Lunch, Supper, Snack |
|---|---|
| | Serve at Least 1/2 oz. eq., which equals about... |
| Pita Bread/Round (whole grain-rich or enriched) at least 56 grams* | 1/4 pita or 14 grams |
| Popcorn | 1 1/2 cups or 14 grams |
| Pretzel, Hard, Mini-Twist (about 1 1/4" by 1 1/2")** | 7 twists or 11 grams |

Grains Measuring Chart for the Child and Adult Care Food Program



Grain Item and Size

Age Group and Meal

1- through 5-year-olds
at Breakfast, Lunch,
Supper, Snack

6- through 18-year-olds
at Breakfast, Lunch,
Supper, Snack
Adults at Snack only

Adults at Breakfast,
Lunch, Supper

Serve at Least
½ oz. eq., which equals
about...

Serve at Least
1 oz. eq., which equals
about...

Serve at Least
2 oz. eq., which
equals about...

Bagel (entire bagel)
at least 56 grams*

¼ bagel or 14 grams

½ bagel or 28 grams

1 bagel or 56 grams

Bagel, Mini (entire bagel)
at least 28 grams*

½ bagel or 14 grams

1 bagel or 28 grams

2 bagels or 56 grams

Biscuit at least 28 grams*

½ biscuit or 14 grams

1 biscuit or 28 grams

2 biscuits or 56 grams

Bread (whole grain-rich or
enriched) at least 28 grams*

½ slice or 14 grams

1 slice or 28 grams

2 slices or 56 grams

Bun or Roll (entire bun
or roll) at least 28 grams*

½ bun/roll or 14 grams

1 bun/roll or 28 grams

2 buns/rolls or 56 grams

Cereal Grains (barley,
bulgur, quinoa, etc.)

¼ cup cooked or
14 grams dry

½ cup cooked or
28 grams dry

1 cup cooked or
56 grams dry

Cereal, Ready-to-Eat:
Flakes or Rounds

½ cup or 14 grams

1 cup or 28 grams

2 cups or 56 grams

Cereal, Ready-to-Eat:
Granola

⅓ cup or 14 grams

¼ cup or 28 grams

½ cup or 56 grams

Cereal, Ready-to-Eat:
Puffed

¾ cup or 14 grams

1 ¼ cup or 28 grams

2 ½ cups or 56 grams

Corn Muffin
at least 34 grams*

½ muffin or 17 grams

1 muffin or 34 grams

2 muffins or 68 grams

Cracker, Animal
(about 1 ½" by 1")**

8 crackers or 14 grams

15 crackers or 28 grams

30 crackers (~1 cup)
or 56 grams

**Cracker, Bear-Shaped,
Sweet** (about 1" by ½")**

12 crackers (~¼ cup)
or 14 grams

24 crackers (~½ cup)
or 28 grams

48 crackers (~1 cup)
or 56 grams

**Cracker, Cheese, Square,
Savory** (about 1" by 1")**

10 crackers or 11 grams

20 crackers (~⅓ cup)
or 22 grams

40 crackers (~⅔ cup)
or 44 grams

**Cracker, Fish-Shaped
or Similar, Savory**
(about ¾" by ½")**

21 crackers (~¼ cup)
or 11 grams

41 crackers (~½ cup)
or 22 grams

81 crackers (~1 cup)
or 44 grams



*Check that the item you want to serve weighs this amount, or more. See "Using the Nutrition Facts Label" on page 5 for more information.

**Check that the item you want to serve is about this size or larger. See "Grains Measuring Tools" on page 6 for more information.

Grains Measuring Chart for the Child and Adult Care Food Program



Grain Item and Size

Age Group and Meal

1- through 5-year-olds
at Breakfast, Lunch,
Supper, Snack

6- through 18-year-olds
at Breakfast, Lunch,
Supper, Snack
Adults at Snack only

Adults at Breakfast,
Lunch, Supper

Serve at Least
½ oz. eq., which equals
about...

Serve at Least
1 oz. eq., which equals
about...

Serve at Least
2 oz. eq., which equals
about...

Cracker, Graham
(about 5" by 2 ½")**

1 cracker or 14 grams

2 crackers or 28 grams

4 crackers or 56 grams

Cracker, Round, Savory
(about 1 ¾" across)**

4 crackers or 11 grams

7 crackers or 22 grams

14 crackers or 44 grams

Cracker, Saltine
(about 2" by 2")**

4 crackers or 11 grams

8 crackers or 22 grams

16 crackers or 44 grams

**Cracker, Thin Wheat,
Square, Savory**
(about 1 ¼" by 1 ¼")**

6 crackers or 11 grams

12 crackers or 22 grams

23 crackers or 44 grams

**Cracker, Woven Whole-
Wheat, Square, Savory**
(about 1 ½" by 1 ½")**

3 crackers or 11 grams

5 crackers or 22 grams

10 crackers or 44 grams

Croissant
at least 34 grams*

½ croissant or 17 grams

1 croissant or 34 grams

2 croissants or 68 grams

English Muffin (top and
bottom) at least 56 grams*

¼ muffin or 14 grams

½ muffin or 28 grams

1 muffin or 56 grams

French Toast Stick
at least 18 grams*

2 sticks or 35 grams

4 sticks or 69 grams

8 sticks or 138 grams

Grits

¼ cup cooked or
14 grams dry

½ cup cooked or
28 grams dry

1 cup cooked or
56 grams dry

Melba Toast
(about 3 ½" by 1 ½")**

2 pieces or 11 grams

5 pieces or 22 grams

8 pieces or 44 grams

Muffin and Quick Bread
(banana, etc.)
at least 55 grams*

½ muffin/slice or
28 grams

1 muffin/slice or
55 grams

2 muffins/slices or
110 grams

Oatmeal

¼ cup cooked or
14 grams dry

½ cup cooked or
28 grams dry

1 cup cooked or
56 grams dry

Pancake
at least 34 grams*

½ pancake or 17 grams

1 pancake or 34 grams

2 pancakes or 68 grams



*Check that the item you want to serve weighs this amount, or more. See "Using the Nutrition Facts Label" on page 5 for more information.

**Check that the item you want to serve is about this size or larger. See "Grains Measuring Tools" on page 6 for more information.

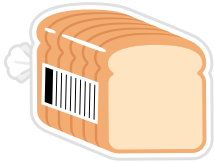
Grains Measuring Chart for the Child and Adult Care Food Program

|  Grain Item and Size | Age Group and Meal | | |
|---|--|--|--|
| | 1- through 5-year-olds at Breakfast, Lunch, Supper, Snack Serve at Least ½ oz. eq., which equals about... | 6- through 18-year-olds at Breakfast, Lunch, Supper, Snack Adults at Snack only Serve at Least 1 oz. eq., which equals about... | Adults at Breakfast, Lunch, Supper Serve at Least 2 oz. eq., which equals about... |
| Pasta (whole grain-rich or enriched, all shapes) | ¼ cup cooked or 14 grams dry | ½ cup cooked or 28 grams dry | 1 cup cooked or 56 grams dry |
| Pita Bread/Round (whole grain-rich or enriched) at least 56 grams* | ¼ pita or 14 grams | ½ pita or 28 grams | 1 pita or 56 grams |
| Popcorn | 1 ½ cups or 14 grams | 3 cups or 28 grams | 6 cups or 56 grams |
| Pretzel, Hard, Mini-Twist (about 1 ¼" by 1 ½")** | 7 twists (~⅓ cup) or 11 grams | 14 twists (~⅔ cup) or 22 grams | 27 twists (~1 cup) or 44 grams |
| Pretzel, Hard, Thin Stick (about 2 ½" long)** | 16 sticks or 11 grams | 31 sticks or 22 grams | 62 sticks or 44 grams |
| Pretzel, Soft at least 56 grams* | ¼ pretzel or 14 grams | ½ pretzel or 28 grams | 1 pretzel or 56 grams |
| Rice (all types) | ¼ cup cooked or 14 grams dry | ½ cup cooked or 28 grams dry | 1 cup cooked or 56 grams dry |
| Rice Cake at least 8 grams* | 1 ½ cakes or 11 grams | 3 cakes or 22 grams | 5 ½ cakes or 44 grams |
| Rice Cake, Mini (about 1 ¾" across)** | 7 cakes or 11 grams | 13 cakes or 22 grams | 25 cakes or 44 grams |
| Taco or Tostada Shell, Hard at least 14 grams* | 1 shell or 14 grams | 2 shells or 28 grams | 4 shells or 56 grams |
| Tortilla, Soft, Corn (about 5 ½")** | ¾ tortilla or 14 grams | 1 ¼ tortillas or 28 grams | 2 ½ tortillas or 56 grams |
| Tortilla, Soft, Flour (about 6")** | ½ tortilla or 14 grams | 1 tortilla or 28 grams | 2 tortillas or 56 grams |
| Tortilla, Soft, Flour (about 8")** | ¼ tortilla or 14 grams | ½ tortilla or 28 grams | 1 tortilla or 56 grams |
| Waffle at least 34 grams* | ½ waffle or 17 grams | 1 waffle or 34 grams | 2 waffles or 68 grams |



*Check that the item you want to serve weighs this amount, or more. See "Using the Nutrition Facts Label" on page 5 for more information.

**Check that the item you want to serve is about this size or larger. See "Grains Measuring Tools" on page 6 for more information.



Using the Nutrition Facts Label

Some items on the Grains Measuring Chart may have weights listed by the name of the item. Follow the steps below to see if your grain meets the minimum weight listed in the chart:

- 1** Find the grain item and its minimum weight in the Grains Measuring Chart.

For example, the minimum weight for a pancake is at least 34 grams.

| Grain Item and Size | Age Group and Meal | | |
|--------------------------------------|---|--|---|
| | 1- through 5-year-olds at Breakfast, Lunch, Supper, Snack | 6- through 18-year-olds at Breakfast, Lunch, Supper, Snack | Adults at Breakfast, Lunch, Supper |
| | Serve at Least ½ oz. eq., which equals about... | Serve at Least 1 oz. eq., which equals about... | Serve at Least 2 oz. eq., which equals about... |
| Pancake at least 34 grams* | ½ pancake or 17 grams | 1 pancake or 34 grams | 2 pancakes or 68 grams |

- 2** Look at the Nutrition Facts label of the grain you wish to serve. Find the weight of the serving size (usually provided as grams (g)). One serving of Brand P pancakes weighs 117 grams.

- 3** Using the Nutrition Facts label, find how many items are in one serving. There are three pancakes in one serving of Brand P pancakes.

- 4** If there is more than one of an item in a serving, you will need to divide to find the weight of each item. For example, the serving size of Brand P pancakes is three pancakes.

Divide the serving weight by the number of items in one serving to find the weight of each item.

Brand P Pancakes

| Nutrition Facts | |
|---------------------------------------|------------|
| 4 servings per container | |
| Serving size 3 Pancakes (117g) | |
| Amount per serving | |
| Calories | 280 |
| % Daily Value* | |
| Total Fat 9g | 12% |
| Saturated Fat 1.5g | 8% |
| Trans Fat 0g | |

$$\begin{array}{ccccccc}
 117 \text{ grams} & \div & 3 \text{ pancakes} & = & 39 \text{ grams per pancake} \\
 \text{Serving Weight} & & \text{Serving Size} & & \text{Weight of Each Item}
 \end{array}$$

Compare the weight of one item to the minimum weight listed in the Grains Measuring Chart (from Step 1). Is your item the same weight as, or heavier than, the minimum weight?



Yes: Use the Grains Measuring Chart to see how much of your grain to serve to meet CACFP meal pattern requirements. In the example above, pancakes must weigh at least 34 grams in order to use the Grains Measuring Chart. Because each Brand P pancake weighs 39 grams, you may use the chart as a guide to the minimum serving amount.



No: Use another method to determine how much of a grain item to serve. See “What If My Grain Is Different?” on page 6 for more information.



Are There Other Menu Planning Considerations?

If you serve an item that is larger, or weighs more, than what's listed on the Grains Measuring Chart, then you might serve more grains than required by the CACFP meal pattern. The Grains Measuring Chart can help make serving enough grains easier. However, the tools described under "What If My Grain Is Different?" can also help you determine how much of an item to serve to meet the meal pattern without serving more than what is needed.

What If My Grain Is Different?

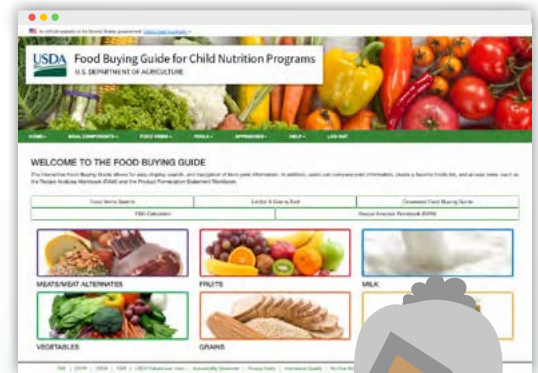
Is the grain item you want to serve:

- Smaller than the item listed on the Grains Measuring Chart?
- Lighter in weight than the item listed on the Grains Measuring Chart?
- Not listed on the Grains Measuring Chart?

If so, you will need to use another way to tell how much to serve in order to meet CACFP meal pattern requirements. You could:

- Enter information from the Nutrition Facts label into the *Food Buying Guide for Child Nutrition Program's (FBG) Exhibit A Grains Tool*.^{*} This tool will let you know how many ounce equivalents of grains are in one serving of the item.
- Use the *FBG Recipe Analysis Workbook (RAW)*^{*} to determine the ounce equivalents per serving for standardized recipes.

^{*}Available at <https://foodbuyingguide.fns.usda.gov>.



Grains Measuring Tools

Compare your food to the guides below to see if it is the same size or larger than the item listed on the Grains Measuring Chart.

Guides appear as actual size when this worksheet is printed at 100% on standard 8 1/2" by 11" paper.

