

Overview: District Permanency Collaboratives

NC Department of Health and Human Services
Division of Social Services

NC Administrative Office of the Courts

Timely Permanence Takes All of Us

January 22, 2021



Welcome

Presenters

NCAOC

- **Lori Cole, Court Management Specialist**

NCDHHS-DSS

- **Lindsay Harrison, Permanency Strategy Coordinator**
 - **Peter West, Manager, Regional Child Welfare Consultants**
 - **Lisa Cauley, Senior Director of Child, Family, and Adult Services**
- 

Topics

Overview: District Permanency Collaboratives

- **History**
- **Objectives**
- **Process & Resources**
- **Data**
- **Next Steps**

District Permanency Collaboratives

Brief History

In 2015, a Federal review of North Carolina child welfare practices indicated the need to improve the permanency outcomes for children through collaboration with the judicial system by:

1. Developing with NCAOC and other judicial system partners a plan to engage local court and DSS to address issues of:
 - **Notice to resource parents**
 - **Timely establishment of case goals**
 - **Concurrent planning**
 - **Permanency**
 - **Timely TPR actions**
-

District Permanency Collaboratives

Brief History, *continued*

2. NC DSS, Indigent Defense Services, Guardian ad Litem and the Court Improvement Program **to provide targeted engagement to county department of social services and court personnel** in judicial districts and counties across the state **to support children achieving permanency and stability in their living situations.**

RESULT:

Creation of District Permanency Collaboratives and the Permanency Performance Profile

Summer 2020 Survey & DPC Benefits

- **Conducting** District Permanency Collaboratives: **25 Districts**
- **Not conducting** District Permanency Collaboratives: **15 Districts**
- **No survey response from 2 districts**

Benefits of DPC meeting:

- Create uniformity within the District. Look at data from each county in the District and get on the same page with practice.
 - Shared Vision: Opportunity for counties within a District to connect with DSS staff and agency and parent attorneys.
 - Opportunity to work with DJJ to assess children coming into care from Delinquency Court.
 - A place to share and assess strategies in reference to the court calendar and needs.
 - Meetings have created more collaboration with the Clerks of Court to assure continuances are recorded correctly.
 - Frequent communication has resulted in better utilization of court time.
 - DPCs are a space to review Family Court Rules to determine how to make changes and create permanency sooner.
 - “Nice to have dedicated time to explore permanency goals”
-

District Permanency Collaboratives

Objectives: Goals & Benefits

- Hold quarterly meetings with local Judges, Attorneys, Guardian ad Litem and Child Welfare leaders and other stakeholders as needed
 - Discuss permanency data (Permanency Performance Profile) and plans for improving permanency
 - Build collaboration amongst stakeholders and work together to increase safe and timely permanent exits from foster care
 - Improve a data-driven partnership between the Child Welfare and Judiciary
-

District Permanency Collaboratives

Process and Expectations for Meetings

- **Gather** local judicial and child welfare leadership and other stakeholders as needed. *Identify a district point person or people.*
- **Review and update** the Permanency Performance Profile data; discuss successes and barriers to safe and timely permanence.
- **Discuss other items** in your district as it relates to safe and timely permanence (i.e., relationship building amongst stakeholders, update local court rules, collaboration with clerks of court, review court calendar).
- **Record meeting notes** on the designated *Quarterly Documentation Tool* template.
- **Agenda, meeting notes and updated Permanency Performance Profile** (with JWisE data) emailed within five (5) business days after the meeting to: DPCMaterials@dhhs.nc.gov.

District Permanency Collaboratives

Objectives: Feedback Loop

- Local Meeting Agenda, Meeting Notes and Permanency Performance Profiles are submitted to NC-DSS and summary information is reviewed with NC-DSS and NCAOC Leadership.
- Each quarter, the Summary Report will be shared with Counties / Districts on key learnings from the meetings across the state:
 - **Districts who had a Collaborative meeting**
 - **Successes**
 - **Barriers**
 - **Questions on data, process, etc.**
 - **Other items as needed**
- NCDSS and NCAOC will troubleshoot and provide technical assistance to local jurisdictions as needed

District Permanency Collaborative Meeting Tools

Permanency Performance Profiles

Home Assistance ▾ Divisions ▾ Documents Providers ▾ News ▾ About ▾ Contact ▾

COVID-19 · Resources, information and assistance from across state government [Visit the Information Hub](#) ✕

NCDHHS » Divisions » Social Services » Program Statistics and Reviews » Child Welfare Statistics

Child Welfare Statistics

Program Statistics and Reviews

[Child Support Services Statistics](#)

Child Welfare Statistics

[FNS Caseload Statistics Reports](#)

[Work First Caseload Statistics](#)

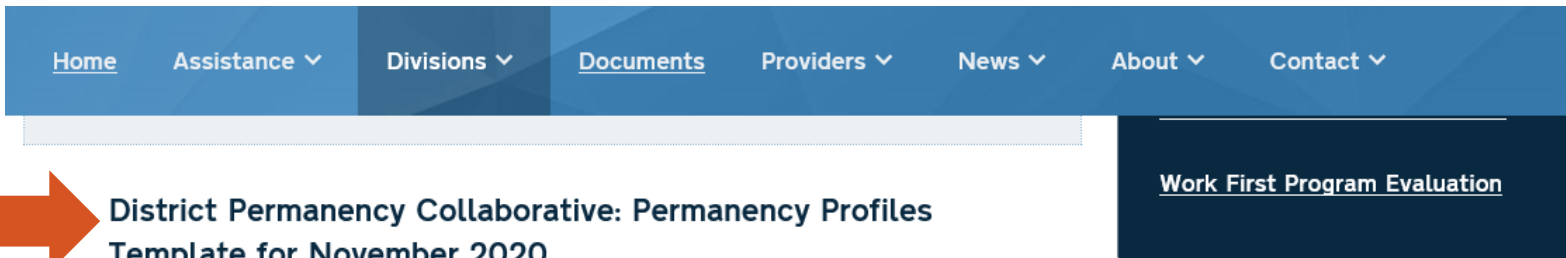


+ District Permanency Collaborative: Permanency Performance Profiles

<https://www.ncdhhs.gov/divisions/social-services/program-statistics-and-reviews/child-welfare-statistics>

District Permanency Collaborative Meeting Tools

Permanency Performance Profile Template



District Permanency Collaborative: Permanency Profiles Template for November 2020

Please see attachment for the permanency profile template for all judicial districts. Instructions are included on the first tab. In general, use the green drop-down cells to select:

- County
- Historical Timepoint
- Measure

NOTE: The Division of Social Services provides CFSR, OSRI, and JWISE (CIP) data. Counties/districts will still need to retrieve hearing time standards data from JWISE to include in their updated Permanency Profiles.










[Permanency Performance Profile for all Counties](#)  (Excel 97-03)

[Permanency Performance Profile for all Counties \(Excel\)](#) 

District Permanency Collaborative Meeting Tools Resources



District Permanency Collaborative: Resources Includes:

- [Example of a completed permanency profile](#) 
- [District Permanency Collaborative Quarterly Documentation Tool](#) 
- [OSRI Quick Reference Guide](#) 
- [Court Collaboration Kickoff Follow-up Letter](#) 
- [Permanency Profile Template Introduction Presentation - Posted 3/9/2019](#) 
- [Permanency Profile Usage Guide - Updated 3/22/19](#) 
- [Memorandum of Agreement - JWISE](#) 

NOTE: The Division of Social Services provides CFSR, OSRI, and JWISE (CIP) data. Counties/districts will still need to retrieve hearing time standards data from JWISE to include in their updated Permanency Profiles.

Sample DPC Agendas

<https://www.ncdhhs.gov/divisions/social-services/program-statistics-and-reviews/child-welfare-statistics>

District Permanency Collaboratives

Sample Agenda Items

- **Sample Agendas are posted on the District Permanency Collaborative page of the DHHS-DSS website; under “Resources”**
- **Summary of frequent agenda topics:**
 - Review Permanency Performance Profile and update the JWISE data.
 - Successes & Areas to Improve
 - Set target goals (i.e. Improve X% by this DATE)
 - Discuss Equity and Disparities; impact on children of color achieving permanence.
 - Discuss Permanency Goals; specifically, stronger pathways to Reunification
 - Review Local Rules
 - Discuss Family First Prevention Services Act
 - Discuss virtual court process

Permanency Performance Profile Template, p. 1

Performance Measures - Permanency for Children in Foster Care

Select a Release Month Below and a County to View

November 1, 2020

JWise Data:

Source: NC Administrative Office of Courts. These numbers represent data from the period July 1, 2019 - June 30, 2020.

Performance Measures	North Carolina		ALAMANCE			District_15A
	Number of Occurrences	Median Days	Total Occurrences	% of Occurrences	Median Days	Median Days
<i>CIP Measures</i>						
Time to First Permanency Hearing (CIP 1)						
Time to all Subsequent Permanency Hearings (CIP 2)						
Time to Permanent Placement (CIP 3)						
Time to Termination of Parental Rights Petition (CIP 4)						
Time to Termination of Parental Rights Order Entered (CIP 5)	255	600	0	N/A		Unavailable

CIP Measures data is generated by NCAOC and automatically inputted into the quarterly PPP report.

<i>Hearing Time Standard Reports</i>						
Adjudication Hearings - Total Number of Hearings						
Adjudication Hearings - Held within 60 days of the filing of the petition						
Pending Adjudication Hearings - Total						
Pending Adjudication Hearings - Pending less than 60 days of filing the petition						
Disposition Hearings - Total Hearings Held						
Disposition Hearings - Held within 30 days of the adjudication hearing						
First Permanency Planning Hearings - Within 12 months of the date of removal from the home.						

Hearing Time Standards data is generated by a local district court representative and manually entered into the quarterly report by a local judicial district representative.

CFSR Round 3 Measures

Sources: HB 630 Performance Measures (*) & Management Assistance (**). Data are based on the exit period July 1, 2019 - June 30, 2020.

Performance Measures	Performance Standard	North Carolina	ALAMANCE	District_15A
Permanency in 12 months for children entering foster care*	40.5%	76.6%	30.2%	30.2%
Permanency in 12 months for children in foster care 12-23 months**				54.5%
Permanency in 12 months for children in foster care for 24 months or more**				28.6%
Re-entry to foster care within 12 months of discharge (to reunification, live with relative or guardianship)*				0.0%
Rate of placement moves per day of foster care (per 1,000 days of care for all children who enter foster care in a 12-month period)*	4.1	5.5	5.9	5.9

All other data in this report will be automatically populated.

District Permanency Collaboratives

CIP Measures – JWISE Reports

1: Time to First Permanency Hearing (CIP 1)

2: Time to Subsequent Permanency Hearings (CIP 2)

3: Time to Permanent Placement (CIP 3)

4: Time to Termination of Parental Rights Petition (CIP 4)

5: Time to Termination of Parental Rights Order Entered (CIP 5)

Full explanation of the measures can be found [here](#).

District Permanency Collaboratives


Measures and Data Sources: JWisE

There are three NC Key Time Standard Reports, which are based on the statutory standards for each of these hearings:

1. Adjudication hearings report
 2. Disposition hearings report
 3. First Permanency Planning Hearing report
- On-demand reports are generated by the user for a specific date range.
 - Reports generate overnight; requested reports will be available the next day (allow 24 hours).
 - All petition-based reports will be generated in both PDF and Excel formats.

To keep JWisE running optimally, only request up to one year of data at a time and submit the requests at the end of the day.

For JWisE technical assistance, please contact your divisions liaison:



Business Analysis and Process Management Division

Nicky Melton, Nichole.Melton@nccourts.org, 919-890-1382

Dori Wynter-Mitchell El, Dorinda.G.Wynter@nccourts.org, 704-461-1590

Guardian ad Litem

Cindy Bizzell, Cindy.L.Bizzell@nccourts.org, 919-890-1251

Family Court Districts

Lori Cole, Lori.C.Cole@nccourts.org, 919-890-1207

DeShield Greene, DeShield.Greene@nccourts.org, 919-890-1204

Juvenile CIP

Kiesha D. Crawford, Kiesha.D.Crawford@nccourts.org, 919-890-1281

Alexia Stith, Alexia.C.Stith@nccourts.org, 919-890-1216

District Permanency Collaboratives

Measures and Data Sources: CFSR Round 3

Children and Family Services Review (CFSR) Round 3 Measures are located at the bottom of page 1 of the PPP Template:

- Statewide data indicators
- Aggregated data
- Five (5) measures relevant to Permanency Performance Profile:

Sources: HB 630 Performance Measures (*) & Management Assistance (**). Data are based on the exit period July 1, 2019 - June 30, 2020.

*Due to counties transitioning to NCFAST, county-level CFSR data may not be available for NCFAST counties, and district-level data may not be available in their districts.

Performance Measures	Performance Standard	North Carolina	ALAMANCE	District_15A
Permanency in 12 months for children entering foster care*	40.5%	26.6%		
Permanency in 12 months for children in foster care 12-23 months**	43.6%	42.5%		
Permanency in 12 months for children in foster care for 24 months or more**	30.3%	35.0%		
Re-entry to foster care within 12 months of discharge (to reunification, live with relative or guardianship)*	8.3%	6.0%		
Rate of placement moves per day of foster care (per 1,000 days of care for all children who enter foster care in a 12-month period)*	4.1	5.5		

Permanency Performance Profile Template, p. 2

OSRI Case Review Measures

Source: OSRI OMS Website. These data come from cases reviewed during the months of May 2019 through April 2020.
(Includes reviews of foster care cases that were open for at least 1 day from May 1, 2018 to July 30, 2019.)

Performance Measures	PIP Performance Goal	Statewide Cases Rated as Strength	Total # Applicable Cases	County Cases Rated as Strength	Total # Applicable Cases
<i>Safety Outcome 1: Children are, first and foremost, protected from abuse and neglect.</i>					
Item 1: Accepted Child Maltreatment Reports Initiated/Face-to-Face Contact	77.2%	83.02%			
<i>Safety Outcome 2: Children are safely maintained in their homes whenever possible and appropriate.</i>					
Item 2: Prevent Entry into Foster Care or Re-Entry	70.5%	82.93%			
Item 3: Assess and Address the Risk and Safety Concerns	63.6%	75.00%			
<i>Permanency Outcome 1: Children have permanency and stability in their living situations.</i>					
Item 4: Stability of Foster Care Placement	69.6%	74.24%			
Item 5: Permanency Goal for Child	57.1%	59.09%			
Item 6: Achieving Reunification, Guardianship, Adoption, or Other Planned Permanent Living Arrangement	47.5%	36.36%			
<i>Permanency Outcome 2: The continuity of family relationships and connections is preserved for children.</i>					
Item 7: Placement With Siblings	TBA	84.69%			
Item 8: Visiting With Parents and Siblings in Foster Care	TBA	68.47%			
Item 9: Preserving Connections	TBA	67.94%			
Item 10: Relative Placement	TBA	71.32%			
Item 11: Relationship of Child in Care With Parents	TBA	54.17%			
<i>Well-Being Outcome 1: Families have enhanced capacity to provide for their children's needs.</i>					
Item 12: Assess the Needs and Provide Services to Children, Parents, and Foster Parents	50.4%	46.21%			
Item 13: Case Planning for Parents and Children	53.1%	62.71%			
Item 14: Frequency and Quality of Visits Between Caseworkers and Children	66.2%	78.79%			
Item 15: Frequency and Quality of Visits Between Caseworkers, Mothers, and Fathers	46.5%	40.78%			
<i>Well-Being Outcome 2: Children receive appropriate services to meet their educational needs.</i>					
Item 16: Children's Educational Needs	TBA	97.25%			
<i>Well-Being Outcome 3: Children receive adequate services to meet their physical and mental health needs.</i>					
Item 17: Physical Needs of the Children	TBA	75.76%			
Item 18: Mental/Behavioral Needs of the Children	TBA	74.75%			

For questions on the child welfare profile data,
please contact:

Your Regional Child Welfare Consultant:

<https://www.ncdhhs.gov/divisions/social-services/county-staff-information/local-support-staff-schedules/regional-child>



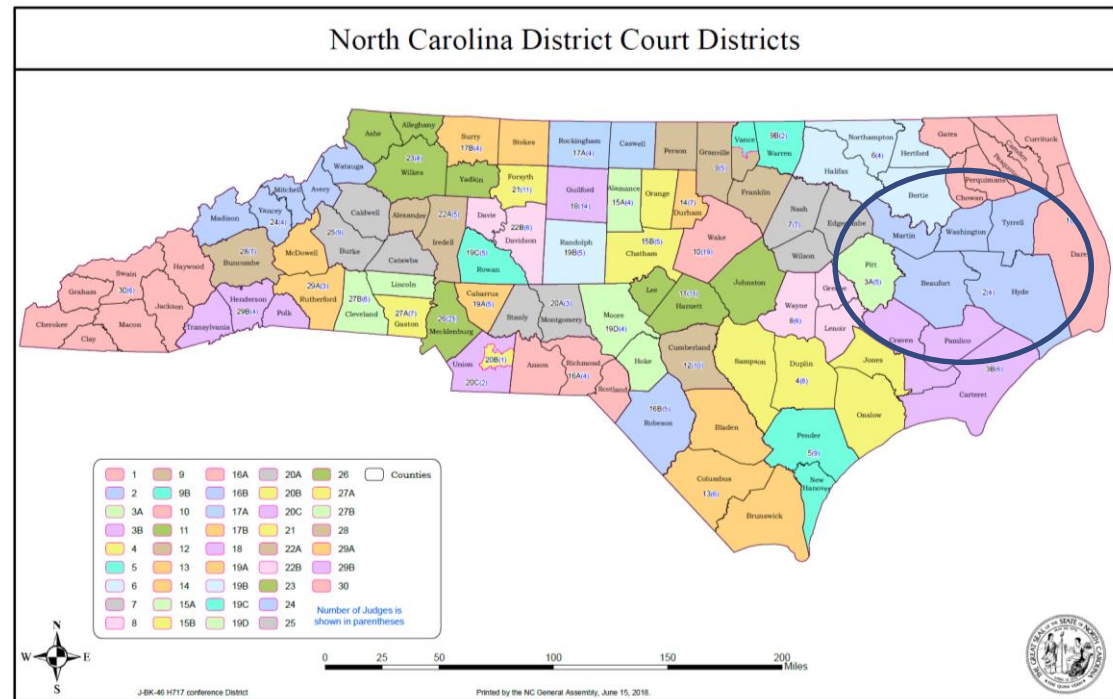
Summary & Next Steps

- Plan your next meeting with your local Collaborative group
- Reach out to your State contacts for additional resources and assistance as needed
- Share learnings and ask questions
- Technical assistance on data

Upcoming Webinar – February 2021:

Webinar registration information coming soon where we will hear from District Permanency Collaborative Stakeholders in District 2.

- Beaufort
- Hyde
- Martin
- Tyrrell
- Washington





WRAP UP/QUESTIONS

For additional questions, assistance and feedback, please contact your:

- NC AOC representative(s)
- Regional Child Welfare Consultant