



STATE OF NORTH CAROLINA  
DEPARTMENT OF HEALTH AND HUMAN SERVICES

ROY COOPER  
GOVERNOR

MANDY COHEN, MD, MPH  
SECRETARY

November 21, 2017

**SENT VIA ELECTRONIC MAIL**

The Honorable Josh Dobson, Co-Chair  
Joint Legislative Oversight Committee on  
Health and Human Services  
North Carolina General Assembly  
Room 301N, Legislative Office Building  
Raleigh, NC 27603-5925

The Honorable Louis Pate, Co-Chair  
Joint Legislative Oversight Committee on  
Health and Human Services  
North Carolina General Assembly  
Room 311, Legislative Office Building  
Raleigh, NC 27603-5925

The Honorable Donny Lambeth, Co-Chair  
Joint Legislative Oversight Committee on  
Health and Human Services  
North Carolina General Assembly  
Room 303, Legislative Office Building  
Raleigh, NC 27603-5925

Dear Chairmen:

North Carolina Session Law 2015-241, Section 12F.2.(c), requires the Department of Health and Human Services ("Department") to modify the monthly reporting package submitted by the LME/MCOs to the Department to include revenues and expenditures for the State funding sources for single stream, intellectual and developmental disability, and substance abuse services on Schedule D2. Additionally, the Department is required to modify appropriate schedules in the LME/MCO monthly reporting package to include unduplicated recipients and encounters in the same level of detail included in each D schedule for each source of funding for the reporting for the current and previous year's month and year to date periods. This requirement is continued under Session Law 2017-57, Section 11F.2.(c).

The information provided identifies Single Stream Fund expenditures by LME-MCO with a State average and benchmark for spending expectations by September 2017. The benchmark for the expected single stream funding expenditure for this portion of the fiscal year is 25% of the total annual allocation. While the statewide average is 20.0%, and below the target, it is important to remember that expenditures in the early part of the fiscal year are designed to draw from federal funds prior to the use of state single stream funding. The spending limit is consistent with state funding expenditures in previous years for this timeframe and the Department anticipates the single stream funding will be accessed increasingly during the year.

WWW.NCDHHS.GOV

TEL 919-855-4800 • FAX 919-715-4645

LOCATION: 101 BLAIR DRIVE • ADAMS BUILDING • RALEIGH, NC 27603

MAILING ADDRESS: 2001 MAIL SERVICE CENTER • RALEIGH, NC 27699-2001


AN EQUAL OPPORTUNITY / AFFIRMATIVE ACTION EMPLOYER

The graph for the report demonstrates the individual LME-MCOs performance compared to the static targeted expenditures expectation.

Should you have any questions, please contact Jason Vogler, Senior Director for the Division of Mental Health, Developmental Disabilities and Substance Abuse Services, at (919) 733-7011.

Sincerely,



 Mandy Cohen, MD, MPH  
Secretary

cc:	Ben Popkin	LT McCrimmon	Dave Richard	Rod Davis
	Theresa Matula	Marjorie Donaldson	<a href="mailto:reports@ncleg.net">reports@ncleg.net</a>	Joyce Jones
	Kolt Ulm	Steve Owen	Lisa Wilks	Pam Kilpatrick
	Sarah Pfau	Marta T. Hester	Pat Porter	Denise Thomas
	Leah Burns	Mark Benton	Susan Perry-Manning	Jason Vogler
	Christen Linke Young			



STATE OF NORTH CAROLINA  
DEPARTMENT OF HEALTH AND HUMAN SERVICES

ROY COOPER  
GOVERNOR

MANDY COHEN, MD, MPH  
SECRETARY

November 21, 2017

**SENT VIA ELECTRONIC MAIL**

Mr. Mark Trogdon, Director  
Fiscal Research Division  
Suite 619, Legislative Office Building  
Raleigh, NC 27603-5925

Dear Director Trogdon:

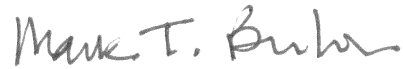
North Carolina Session Law 2015-241, Section 12F.2.(c), requires the Department of Health and Human Services ("Department") to modify the monthly reporting package submitted by the LME/MCOs to the Department to include revenues and expenditures for the State funding sources for single stream, intellectual and developmental disability, and substance abuse services on Schedule D2. Additionally, the Department is required to modify appropriate schedules in the LME/MCO monthly reporting package to include unduplicated recipients and encounters in the same level of detail included in each D schedule for each source of funding for the reporting for the current and previous year's month and year to date periods. This requirement is continued under Session Law 2017-57, Section 11F.2.(c).

The information provided identifies Single Stream Fund expenditures by LME-MCO with a State average and benchmark for spending expectations by September 2017. The benchmark for the expected single stream funding expenditure for this portion of the fiscal year is 25% of the total annual allocation. While the statewide average is 20.0%, and below the target, it is important to remember that expenditures in the early part of the fiscal year are designed to draw from federal funds prior to the use of state single stream funding. The spending limit is consistent with state funding expenditures in previous years for this timeframe and the Department anticipates the single stream funding will be accessed increasingly during the year.

The graph for the report demonstrates the individual LME-MCOs performance compared to the static targeted expenditures expectation.

Should you have any questions, please contact Jason Vogler, Senior Director for the Division of Mental Health, Developmental Disabilities and Substance Abuse Services, at (919) 733-7011.

Sincerely,



*for* Mandy Cohen, MD, MPH  
Secretary

cc:	Ben Popkin	LT McCrimmon	Dave Richard	Rod Davis
	Theresa Matula	Marjorie Donaldson	<a href="mailto:reports@ncleg.net">reports@ncleg.net</a>	Joyce Jones
	Kolt Ulm	Steve Owen	Lisa Wilks	Pam Kilpatrick
	Sarah Pfau	Marta T. Hester	Pat Porter	Denise Thomas
	Leah Burns	Mark Benton	Susan Perry-Manning	Jason Vogler
	Christen Linke Young			

# FY18 - Reported Expenditures of Single Stream Funds by LME/MCO

Reported Expenditures through month: September


Current Month Target %: 25% or more

LME/MCO	Reported SS Earnings *	SS Allocation	Service Level Req.	Reported SS as % of Alloc*	Reported SS as % of Svc Level Req
Alliance	\$ 7,512,553	\$ 22,566,999	\$ 38,535,086	33%	19.5%
Cardinal	\$ 16,712,723	\$ 64,274,762	\$ 70,113,612	26%	23.8%
Eastpointe	\$ 3,502,765	\$ 18,058,472	\$ 23,424,987	19%	15.0%
Partners	\$ 6,016,141	\$ 23,495,611	\$ 28,392,683	26%	21.2%
Sandhills	\$ 6,430,804	\$ 15,167,753	\$ 25,521,488	42%	25.2%
Vaya (Smoky)	\$ 8,994,645	\$ 42,671,807	\$ 41,883,208	21%	21.5%
Trillium	\$ 3,865,132	\$ 39,660,600	\$ 37,147,697	10%	10.4%
<b>Statewide</b>	<b>\$ 53,034,763</b>	<b>\$ 225,896,004</b>	<b>\$ 265,018,761</b>	<b>23%</b>	<b>20.0%</b>

\* Single Stream earnings may exceed allocation, but payments are capped.

Pink Highlights Below Target

## FY18 YTD - Reported Single Stream Expenditures as % of Annual Service Requirement



Notes: The NonUCR portion of Single Stream Earnings is based on unaudited self-report from LME/MCOs.

11/1/2017

LME of State funds expenditure may lag at beginning of year when Federal funds are pulled down, as Federal accounts are depleted, rate of State earnings increase.