



STATE OF NORTH CAROLINA
DEPARTMENT OF HEALTH AND HUMAN SERVICES

ROY COOPER
GOVERNOR

MANDY COHEN, MD, MPH
SECRETARY

July 15, 2019

SENT VIA ELECTRONIC MAIL

The Honorable Josh Dobson, Chair
Joint Legislative Oversight Committee on
Health and Human Services
North Carolina General Assembly
Room 307B, Legislative Office Building
Raleigh, NC 27603-5925

The Honorable Joyce Krawiec, Chair
Joint Legislative Oversight Committee on
Health and Human Services
North Carolina General Assembly
Room 308, Legislative Office Building
Raleigh, NC 27603-5925

The Honorable Donny Lambeth, Chair
Joint Legislative Oversight Committee on
Health and Human Services
North Carolina General Assembly
Room 303, Legislative Office Building
Raleigh, NC 27603-5925

Dear Chairmen:

North Carolina Session Law 2017-57, Section 11F.2.(c), requires the Department of Health and Human Services ("Department") to modify the monthly reporting package submitted by the LME-MCOs to the Department to include revenues and expenditures for the State funding sources for single stream, intellectual and developmental disability, and substance abuse services on Schedule D2. Additionally, the Department is required to modify appropriate schedules in the LME-MCO monthly reporting package to include unduplicated recipients and encounters in the same level of detail included in each D schedule for each source of funding for the reporting for the current and previous year's month and year to date periods.


The information provided identifies Single Stream Fund expenditures by LME-MCO with a State average and benchmark for spending expectations through May 2019. The benchmark for the expected single stream funding expenditure for this portion of the fiscal year is 92% of the total annual allocation. The statewide average at this time is 98.5%. Expenditures in the early part of the fiscal year are designed to draw from federal funds prior to the use of state single stream funding. The reports of spending are consistent with state funding expenditures in previous years for this timeframe and the Department anticipates the single stream funding will be accessed increasingly during the year.


Eastpointe and Trillium were significantly impacted during Hurricanes Florence and Michael due to the impact of the storms on the providers in their networks. Eastpointe is now at the expected benchmark for this portion of the fiscal year. DMHDDSAS continues working with Trillium to assure that they are able to use the single stream funding to help accommodate the changes required to assure consistent services delivery during and after these disaster events.

The Department continues to work with all LME-MCOs and to monitor their use of single stream funds. The attached graph for the report demonstrates the individual LME-MCOs performance compared to the static targeted expenditures expectation. The statewide average for spending is above the target for this portion of the fiscal year.

Should you have any questions, please contact Kody Kinsley, Deputy Secretary for Behavioral Health and IDD, at (919) 733-7011.

Sincerely,


Mandy Cohen, MD, MPH
Secretary

- cc:  Kody Kinsley Susan G. Perry Dave Richard Mark Benton
Tara Myers Rob Kindsvatter Marjorie Donaldson Zack Wortman
Matt Gross Hattie Gawande Joyce Jones Lisa Wilks
Katherine Restrepo Steve Owen Denise Thomas Deborah Landry
Erin Matteson Theresa Matula Mark Collins Jessica Meed
reports@ncleg.net



STATE OF NORTH CAROLINA
DEPARTMENT OF HEALTH AND HUMAN SERVICES

ROY COOPER
GOVERNOR

MANDY COHEN, MD, MPH
SECRETARY

July 15, 2019

SENT VIA ELECTRONIC MAIL

Mr. Mark Trogdon, Director
Fiscal Research Division
Suite 619, Legislative Office Building
Raleigh, NC 27603-5925

Dear Director Trogdon:

North Carolina Session Law 2017-57, Section 11F.2.(c), requires the Department of Health and Human Services ("Department") to modify the monthly reporting package submitted by the LME-MCOs to the Department to include revenues and expenditures for the State funding sources for single stream, intellectual and developmental disability, and substance abuse services on Schedule D2. Additionally, the Department is required to modify appropriate schedules in the LME-MCO monthly reporting package to include unduplicated recipients and encounters in the same level of detail included in each D schedule for each source of funding for the reporting for the current and previous year's month and year to date periods.

The information provided identifies Single Stream Fund expenditures by LME-MCO with a State average and benchmark for spending expectations through May 2019. The benchmark for the expected single stream funding expenditure for this portion of the fiscal year is 92% of the total annual allocation. The statewide average at this time is 98.5%. Expenditures in the early part of the fiscal year are designed to draw from federal funds prior to the use of state single stream funding. The reports of spending are consistent with state funding expenditures in previous years for this timeframe and the Department anticipates the single stream funding will be accessed increasingly during the year.

Eastpointe and Trillium were significantly impacted during Hurricanes Florence and Michael due to the impact of the storms on the providers in their networks. Eastpointe is now at the expected benchmark for this portion of the fiscal year. DMHDDSAS continues working with Trillium to assure that they are able to use the single stream funding to help accommodate the changes required to assure consistent services delivery during and after these disaster events.

The Department continues to work with all LME-MCOs and to monitor their use of single stream funds. The attached graph for the report demonstrates the individual LME-MCOs performance compared to the static targeted expenditures expectation. The statewide average for spending is above the target for this portion of the fiscal year.

Should you have any questions, please contact Kody Kinsley, Deputy Secretary for Behavioral Health and IDD, at (919) 733-7011.

Sincerely,



Mandy Cohen, MD, MPH
Secretary

cc: ✓ Kody Kinsley Susan G. Perry Dave Richard Mark Benton
Tara Myers Rob Kindsvatter Marjorie Donaldson Zack Wortman
Matt Gross Hattie Gawande Joyce Jones Lisa Wilks
Katherine Restrepo Steve Owen Denise Thomas Deborah Landry
Erin Matteson Theresa Matula Mark Collins Jessica Meed
reports@ncleg.net

FY19 Expenditures of Single Stream Funds by LME/MCO
Report Month: July 2019, Reported Expenditures Through: May 2019

FY19 - Reported Expenditures of Single Stream Funds by LME/MCO

Reported Expenditures through month: **May**

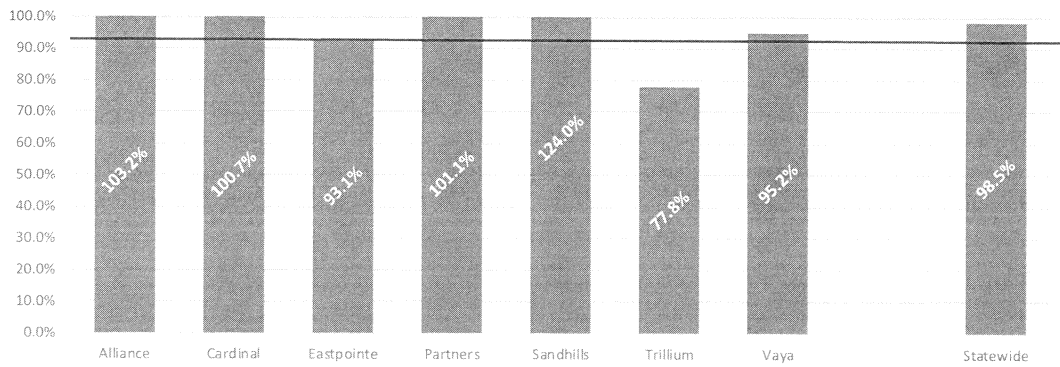
Current Month Target %: **92%** or more

| LME/MCO | Reported SS Earnings * | SS Allocation | Service Level Req. | Reported SS as % of Alloc* | Reported SS as % of Svc Level Req |
|------------|------------------------|---------------|--------------------|----------------------------|-----------------------------------|
| Alliance | \$ 39,755,144 | \$ 13,372,873 | \$ 38,535,086 | 297% | 103.2% |
| Cardinal | \$ 70,586,431 | \$ 42,169,478 | \$ 70,113,612 | 167% | 100.7% |
| Eastpointe | \$ 20,080,185 | \$ 17,077,566 | \$ 21,572,071 | 118% | 93.1% |
| Partners | \$ 28,716,328 | \$ 22,858,068 | \$ 28,392,683 | 126% | 101.1% |
| Sandhills | \$ 31,643,471 | \$ 13,376,954 | \$ 25,521,488 | 237% | 124.0% |
| Trillium | \$ 30,356,826 | \$ 50,633,839 | \$ 39,000,613 | 60% | 77.8% |
| Vaya | \$ 39,863,838 | \$ 45,719,163 | \$ 41,883,208 | 87% | 95.2% |

| | | | | | |
|------------------|----------------------|----------------------|----------------------|-------------|--------------|
| Statewide | \$261,002,223 | \$205,207,941 | \$265,018,761 | 127% | 98.5% |
|------------------|----------------------|----------------------|----------------------|-------------|--------------|

* Single Stream earnings may exceed allocation, but payments are capped *Pink Highlights Below Target*

FY19 YTD - Reported Single Stream Expenditures as % of Annual Service Requirement



Notes: The NonUCR portion of Single Stream Earnings is based on unaudited self-report from LME/MCOs.

6/24/2019

LME expenditure of State funds will always lag at beginning of year when Federal funds are pulled down; as Federal accounts are depleted, rate of State earnings increase.