



STATE OF NORTH CAROLINA  
DEPARTMENT OF HEALTH AND HUMAN SERVICES

ROY COOPER  
GOVERNOR

MANDY COHEN, MD, MPH  
SECRETARY

June 17, 2019

**SENT VIA ELECTRONIC MAIL**

The Honorable Josh Dobson, Chair  
Joint Legislative Oversight Committee on  
Health and Human Services  
North Carolina General Assembly  
Room 307B, Legislative Office Building  
Raleigh, NC 27603-5925

The Honorable Joyce Krawiec, Chair  
Joint Legislative Oversight Committee on  
Health and Human Services  
North Carolina General Assembly  
Room 308, Legislative Office Building  
Raleigh, NC 27603-5925

The Honorable Donny Lambeth, Chair  
Joint Legislative Oversight Committee on  
Health and Human Services  
North Carolina General Assembly  
Room 303, Legislative Office Building  
Raleigh, NC 27603-5925

Dear Chairmen:

North Carolina Session Law 2017-57, Section 11F.2.(c), requires the Department of Health and Human Services ("Department") to modify the monthly reporting package submitted by the LME-MCOs to the Department to include revenues and expenditures for the State funding sources for single stream, intellectual and developmental disability, and substance abuse services on Schedule D2. Additionally, the Department is required to modify appropriate schedules in the LME-MCO monthly reporting package to include unduplicated recipients and encounters in the same level of detail included in each D schedule for each source of funding for the reporting for the current and previous year's month and year to date periods.


The information provided identifies Single Stream Fund expenditures by LME-MCO with a State average and benchmark for spending expectations through April, 2019. The benchmark for the expected single stream funding expenditure for this portion of the fiscal year is 75% of the total annual allocation. The statewide average at this time is 76.7%. Expenditures in the early part of the fiscal year are designed to draw from federal funds prior to the use of state single stream funding. The reports of spending are consistent with state funding expenditures in previous years for this timeframe and the Department anticipates the single stream funding will be accessed increasingly during the year.

The two LME/MCOs that are below the expected benchmark for this portion of the fiscal year are Trillium and Eastpointe. These two LME/MCOs were significantly impacted during Hurricanes Florence and Michael due to the impact of the storms on the providers in their networks. DMHDDSAS is working with these LME/MCOs to assure that they are able to use the single stream funding to help accommodate the changes required to assure consistent services delivery during and after these disaster events.

The Department continues to work with all LME-MCOs and to monitor their use of single stream funds. The attached graph for the report demonstrates the individual LME-MCOs performance compared to the static targeted expenditures expectation. The statewide average for spending is above the target for this portion of the fiscal year.

Should you have any questions, please contact Kody Kinsley, Deputy Secretary for Behavioral Health and Intellectual/Developmental Disabilities, at (919) 733-7011.

Sincerely,



Mandy Cohen, MD, MPH  
Secretary

cc:	Kody Kinsley	Susan Perry-Manning	Dave Richard	Mark Benton
	Tara Myers	Rob Kindsvatter	Marjorie Donaldson	Zack Wortman
	Matt Gross	Hattie Gawande	Joyce Jones	Lisa Wilks
	Katherine Restrepo	Steve Owen	Denise Thomas	Deborah Landry
	Erin Matteson	Theresa Matula	Mark Collins	Jessica Meed
	reports@ncleg.net			



STATE OF NORTH CAROLINA  
DEPARTMENT OF HEALTH AND HUMAN SERVICES

ROY COOPER  
GOVERNOR

MANDY COHEN, MD, MPH  
SECRETARY

June 17, 2019

**SENT VIA ELECTRONIC MAIL**

Mr. Mark Trogdon, Director  
Fiscal Research Division  
Suite 619, Legislative Office Building  
Raleigh, NC 27603-5925

Dear Director Trogdon:

North Carolina Session Law 2017-57, Section 11F.2.(c), requires the Department of Health and Human Services ("Department") to modify the monthly reporting package submitted by the LME-MCOs to the Department to include revenues and expenditures for the State funding sources for single stream, intellectual and developmental disability, and substance abuse services on Schedule D2. Additionally, the Department is required to modify appropriate schedules in the LME-MCO monthly reporting package to include unduplicated recipients and encounters in the same level of detail included in each D schedule for each source of funding for the reporting for the current and previous year's month and year to date periods. This requirement is continued under Session Law 2017-57, Section 11F.2.(c).


The information provided identifies Single Stream Fund expenditures by LME-MCO with a State average and benchmark for spending expectations through April, 2019. The benchmark for the expected single stream funding expenditure for this portion of the fiscal year is 75% of the total annual allocation. The statewide average at this time is 76.7%. Expenditures in the early part of the fiscal year are designed to draw from federal funds prior to the use of state single stream funding. The reports of spending are consistent with state funding expenditures in previous years for this timeframe and the Department anticipates the single stream funding will be accessed increasingly during the year.

The two LME/MCOs that are below the expected benchmark for this portion of the fiscal year are Trillium and Eastpointe. These two LME/MCOs were significantly impacted during Hurricanes Florence and Michael due to the impact of the storms on the providers in their networks. DMHDDSAS is working with these LME/MCOs to assure that they are able to use the single stream funding to help accommodate the changes required to assure consistent services delivery during and after these disaster events.

The Department continues to work with all LME-MCOs and to monitor their use of single stream funds. The attached graph for the report demonstrates the individual LME-MCOs performance compared to the static targeted expenditures expectation. The statewide average for spending is above the target for this portion of the fiscal year.

Should you have any questions, please contact Kody Kinsley, Deputy Secretary for Behavioral Health and Intellectual/Developmental Disabilities, at (919) 733-7011.

Sincerely,

  
Mandy Cohen, MD, MPH  
Secretary

cc:     Kody Kinsley                     Susan Perry-Manning     Dave Richard             Mark Benton  
       Tara Myers                     Rob Kindsvatter         Marjorie Donaldson     Zack Wortman  
       Matt Gross                     Hattie Gawande         Joyce Jones             Lisa Wilks  
       Katherine Restrepo         Steve Owen             Denise Thomas         Deborah Landry  
       Erin Matteson                 Theresa Matula         Mark Collins             Jessica Meed  
       reports@ncleg.net

**FY19 Expenditures of Single Stream Funds by LME/MCO**  
**Report Month: June 2019, Reported Expenditures Through: April 2019**

**FY19 - Reported Expenditures of Single Stream Funds by LME/MCO**

Reported Expenditures through month: **April**

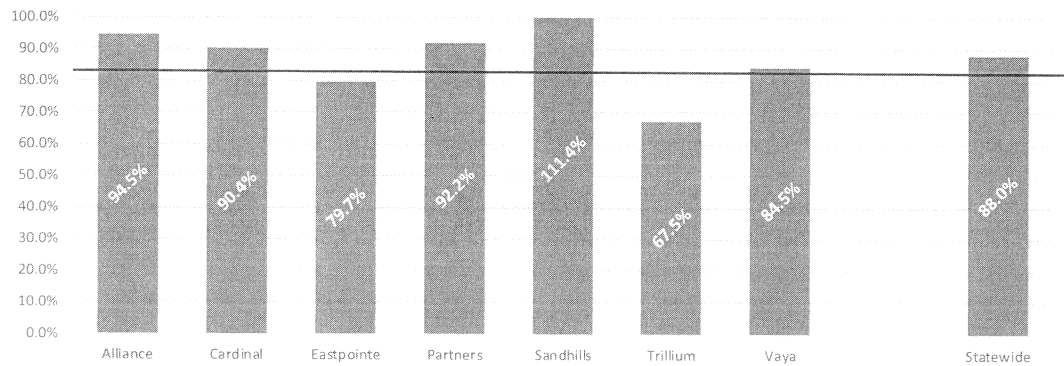
Current Month Target %: **83%** or more

LME/MCO	Reported SS Earnings *	SS Allocation	Service Level Req.	Reported SS as % of Alloc*	Reported SS as % of Svc Level Req
Alliance	\$ 36,418,735	\$ 13,372,873	\$ 38,535,086	272%	94.5%
Cardinal	\$ 63,382,509	\$ 42,169,478	\$ 70,113,612	150%	90.4%
Eastpointe	\$ 17,198,436	\$ 17,077,566	\$ 21,572,071	101%	79.7%
Partners	\$ 26,174,735	\$ 22,858,068	\$ 28,392,683	115%	92.2%
Sandhills	\$ 28,430,878	\$ 13,376,954	\$ 25,521,488	213%	111.4%
Trillium	\$ 26,321,507	\$ 50,633,839	\$ 39,000,613	52%	67.5%
Vaya	\$ 35,373,262	\$ 45,719,163	\$ 41,883,208	77%	84.5%

<b>Statewide</b>	<b>\$233,300,061</b>	<b>\$205,207,941</b>	<b>\$265,018,761</b>	<b>114%</b>	<b>88.0%</b>
------------------	----------------------	----------------------	----------------------	-------------	--------------

\* Single Stream earnings may exceed allocation, but payments are capped *Pink Highlights Below Target*

**FY19 YTD - Reported Single Stream Expenditures as % of Annual Service Requirement**



Notes: The NonUCR portion of Single Stream Earnings is based on unaudited self-report from LME/MCOs.

5/22/2019

LME expenditure of State funds will always lag at beginning of year when Federal funds are pulled down; as Federal accounts are depleted, rate of State earnings increase.