

STATE OF NORTH CAROLINA  
DEPARTMENT OF HEALTH AND HUMAN SERVICES

ROY COOPER  
GOVERNOR

MANDY COHEN, MD, MPH  
SECRETARY

August 20, 2018

**SENT VIA ELECTRONIC MAIL**

The Honorable Josh Dobson, Co-Chair  
Joint Legislative Oversight Committee on  
Health and Human Services  
North Carolina General Assembly  
Room 301N, Legislative Office Building  
Raleigh, NC 27603-5925

The Honorable Louis Pate, Co-Chair  
Joint Legislative Oversight Committee on  
Health and Human Services  
North Carolina General Assembly  
Room 311, Legislative 0111cc Building  
Raleigh, NC 27603-5925

The Honorable Donny Lambeth, Co-Chair  
Joint Legislative Oversight Committee on  
Health and Human Services  
North Carolina General Assembly  
Room 303, Legislative Office Building  
Raleigh, NC 27603-5925

Dear Chairmen:

North Carolina Session Law 2015-241, Section 12F.2.(c), requires the Department of Health and Human Services ("Department") to modify the monthly reporting package submitted by the LME-MCOs to the Department to include revenues and expenditures for the State funding sources for single stream, intellectual and developmental disability, and substance abuse services on Schedule D2. Additionally, the Department is required to modify appropriate schedules in the LME-MCO monthly reporting package to include unduplicated recipients and encounters in the same level of detail included in each D schedule for each source of funding for the reporting for the current and previous year's month and year to date periods. This requirement is continued under Session Law 2017-57, Section 11F.2.(c). The legislation also required that each LME/MCO shall provide at least the same level of services paid for by single stream funding during the 2014-2015 fiscal year.


The information provided identifies Single Stream Fund expenditures by LME-MCO with a State average and benchmark for spending expectations by June 2018. The benchmark for the expected single stream funding expenditure for this portion of the fiscal year is 100% of the total annual allocation. The statewide average is in alignment with expectations.

The Department continues to work with all LME-MCOs and to monitor their use of single stream funds. The attached graph for the report demonstrates the individual LME-MCOs performance compared to the static targeted expenditures expectation.

Should you have any questions, please contact Kody Kinsley, Deputy Secretary for Behavioral Health and Intellectual/Developmental Disabilities, at (919) 733-7011.

Sincerely,



 Mandy Cohen, MD, MPH  
Secretary

cc:	Matt Gross	LT McCrimmon	Dave Richard	Rod Davis
	Kody Kinsley	Marjorie Donaldson	reports@ncleg.net	Joyce Jones
	Katherine Restrepo	Steve Owen	Lisa Wilks	Erin Matteson
	Marta T. Hester	Denise Thomas	Leah Burns	Mark Benton
	Susan Perry-Manning	Theresa Matula	Zack Wortman	



STATE OF NORTH CAROLINA  
DEPARTMENT OF HEALTH AND HUMAN SERVICES

ROY COOPER  
GOVERNOR

MANDY COHEN, MD, MPH  
SECRETARY

August 20, 2018

**SENT VIA ELECTRONIC MAIL**

Mr. Mark Trogdon, Director  
Fiscal Research Division  
Suite 619, Legislative Office Building  
Raleigh, NC 27603-5925

Dear Director Trogdon:

North Carolina Session Law 2015-241, Section 12F.2.(c), requires the Department of Health and Human Services ("Department") to modify the monthly reporting package submitted by the LME-MCOs to the Department to include revenues and expenditures for the State funding sources for single stream, intellectual and developmental disability, and substance abuse services on Schedule D2. Additionally, the Department is required to modify appropriate schedules in the LME-MCO monthly reporting package to include unduplicated recipients and encounters in the same level of detail included in each D schedule for each source of funding for the reporting for the current and previous year's month and year to date periods. This requirement is continued under Session Law 2017-57, Section 11F.2.(c). The legislation also required that each LME/MCO shall provide at least the same level of services paid for by single stream funding during the 2014-2015 fiscal year.


The information provided identifies Single Stream Fund expenditures by LME-MCO with a State average and benchmark for spending expectations by June 2018. The benchmark for the expected single stream funding expenditure for this portion of the fiscal year is 100% of the total annual allocation. The statewide average is in alignment with expectations.

The Department continues to work with all LME-MCOs and to monitor their use of single stream funds. The attached graph for the report demonstrates the individual LME-MCOs performance compared to the static targeted expenditures expectation.

Should you have any questions, please contact Kody Kinsley, Deputy Secretary for Behavioral Health and Intellectual/Developmental Disabilities, at (919) 733-7011.

Sincerely,



 Mandy Cohen, MD, MPH  
Secretary

cc:	Matt Gross	LT McCrimmon	Dave Richard	Rod Davis
	Kody Kinsley	Marjorie Donaldson	reports@ncleg.net	Joyce Jones
	Katherine Restrepo	Steve Owen	Lisa Wilks	Erin Matteson
	Marta T. Hester	Denise Thomas	Leah Burns	Mark Benton
	Susan Perry-Manning	Theresa Matula	Zack Wortman	

**FY18 Expenditures of Single Stream Funds by LME/MCO**  
**Report Month: August 2018, Reported Expenditures through: June 2018**

**FY18 - Reported Expenditures of Single Stream Funds by LME/MCO**

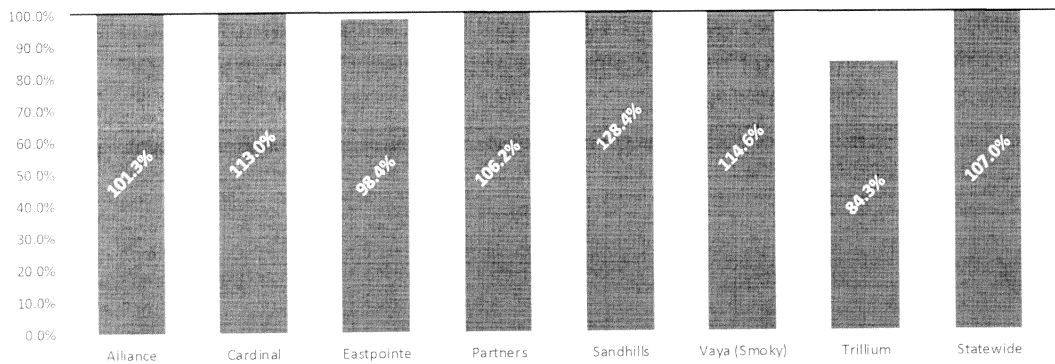
Reported Expenditures through month: **June**

Current Month Target %: **100%** or more

LME/MCO	Reported SS Earnings *	SS Allocation	Service Level Req.	Reported SS as % of Alloc*	Reported SS as % of Svc Level Req
Alliance	\$ 39,029,412	\$ 23,081,665	\$ 38,535,086	169%	101.3%
Cardinal	\$ 79,223,847	\$ 64,241,755	\$ 70,113,612	123%	113.0%
Eastpointe	\$ 23,051,877	\$ 18,058,472	\$ 23,424,987	128%	98.4%
Partners	\$ 30,142,315	\$ 25,095,611	\$ 28,392,683	120%	106.2%
Sandhills	\$ 32,761,155	\$ 15,167,753	\$ 25,521,488	216%	128.4%
Vaya (Smoky)	\$ 48,018,095	\$ 43,186,473	\$ 41,883,208	111%	114.6%
Trillium	\$ 31,301,052	\$ 40,175,266	\$ 37,147,697	78%	84.3%
<b>Statewide</b>	<b>\$283,527,753</b>	<b>\$229,006,995</b>	<b>\$265,018,761</b>	<b>124%</b>	<b>107.0%</b>

\* Single Stream earnings may exceed allocation, but payments are capped *Pink Highlights Below Target*

**FY18 YTD - Reported Single Stream Expenditures as % of Annual Service Requirement**



Notes: The NonUCR portion of Single Stream Earnings is based on unaudited self-report from LME/MCOs.

7/30/2018

LME expenditure of State funds will always lag at beginning of year when Federal funds are pulled down; as Federal accounts are depleted, rate of State earnings increase.