

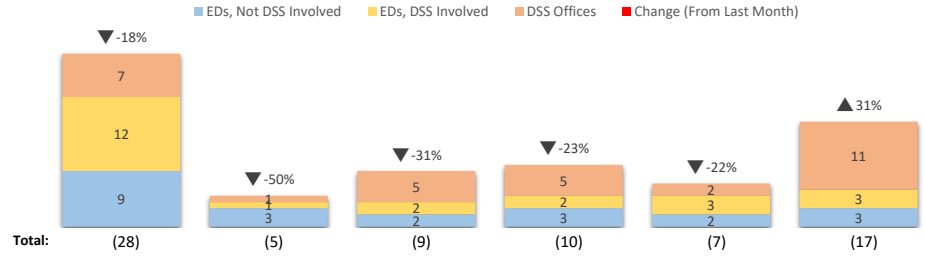
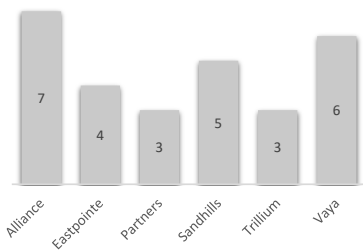
LMEMCO/TP Dashboard

October 30, 2023

Alliance Eastpointe Partners Sandhills Trillium Vaya

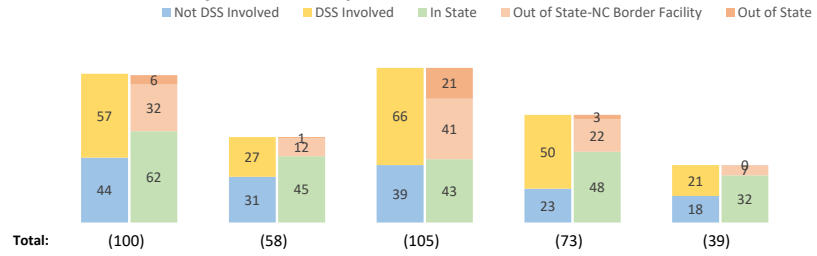
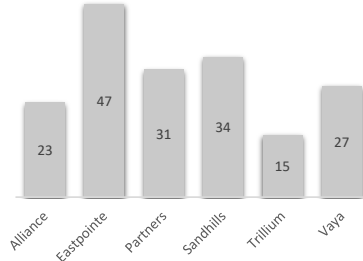
Medicaid, Children in ED & DSS Settings (June 23-Aug 23)

Per 10,000 Children w Medicaid

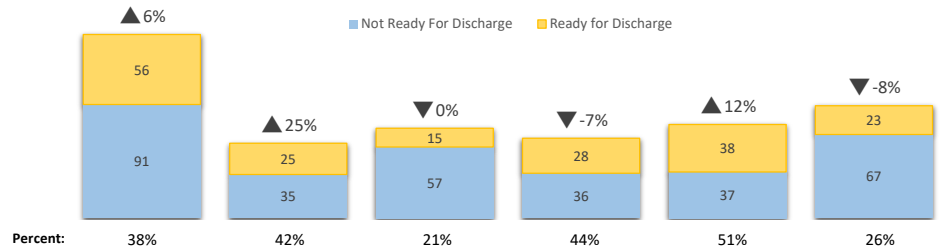
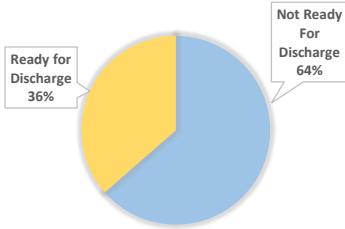


Medicaid, Children in PRTFs (Jan 2023 - March 2023 - Same as July, new data in production)

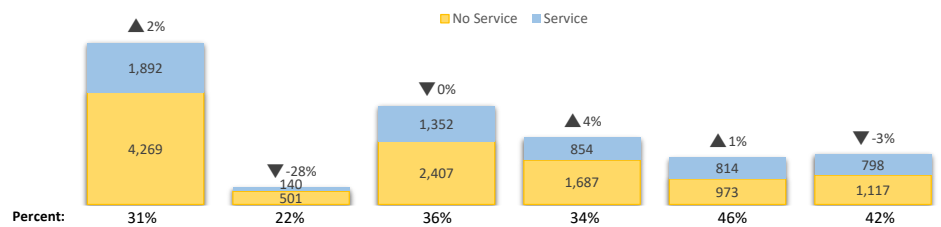
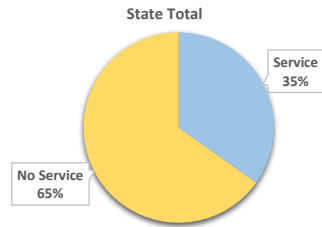
Per 10,000 Children w Medicaid



Consumers in State Psych Hospitals Ready for Discharge (Mar 2023 - May 2023)

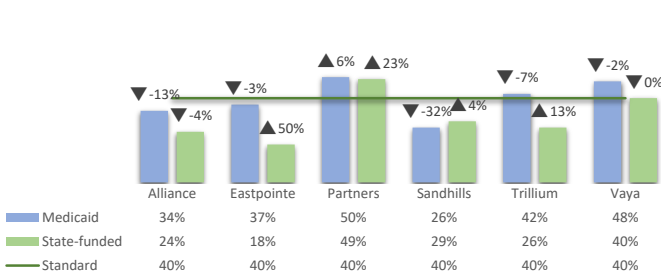


People on Innovations Waitlist Receiving Any Medicaid or State BH/IDD Service (Mar 2023 - May 2023)

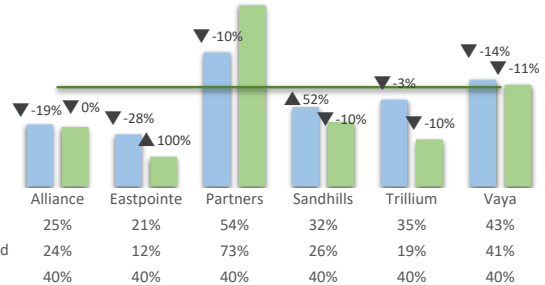


Follow-up Within 7 Days After Inpatient Discharge (SFY23 Q3)

Mental Health



SUD



Metrics *Arrow indicators compare this month's data to last month's data. If on top, applies to whole bar. If within a section, applies to that section.

Medicaid, Children in Inappropriate Crisis Settings: 12 week rolling average (LMEMCO self report for ED data; DSS office report for DSS office boarding data, started in February 2023); Directional arrow down shows improvement
Medicaid, Children in PRTFs: 3 month rolling avg (NC Tracks & EPS encounters pulled by NC Medicaid); Directional arrows removed this month, for some LME/MCOs decrease from last month likely due to under reporting of encounters in EPS system.

Consumers in State Psych Hospitals Ready for Discharge: 3 month rolling avg of consumers deemed ready for discharge by medical personnel (DSOHF data); Directional arrow down shows improvement

People on Innovations Waitlist Receiving Any Service: 3 month rolling avg (LMEMCO self report); Directional arrow up shows improvement. Eastpointe decrease is likely in part due to not reporting encounters in state encounter system.

Follow-up Within 7 Days After Inpatient Discharge: Quarterly average with 40% benchmark (NC Tracks paid encounters/claims pulled by NC Medicaid/DMHDDSAS data); Directional arrow up shows improvement