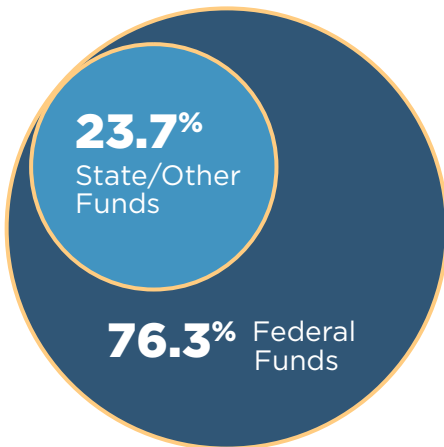


# Division of Vocational Rehabilitation Services



## FY 2018 Statewide Outcomes

### FY 2018 Program Cost

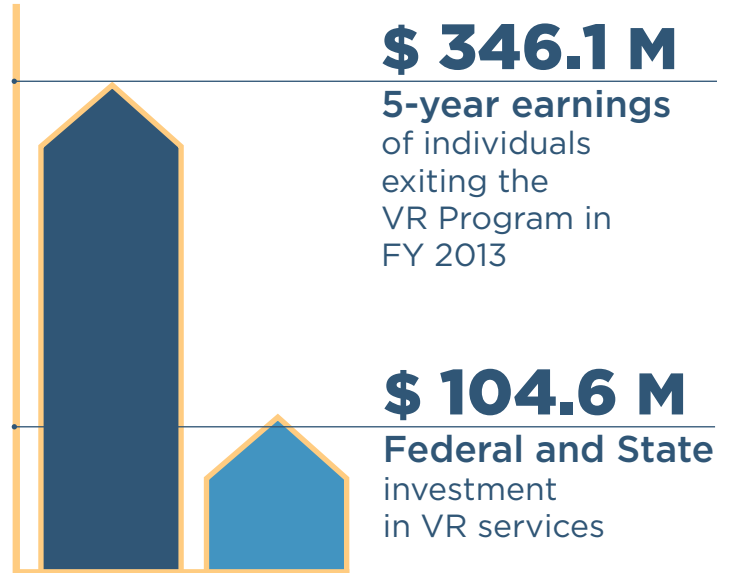


**\$ 104.6 M**

**\$ 79.8 M** Federal funding

**\$ 24.8 M** State/other funding

### Return on Investment in Vocational Rehabilitation Services



### Employment Outcomes

**5,122** individuals with a disability successfully exited the program in competitive, integrated employment


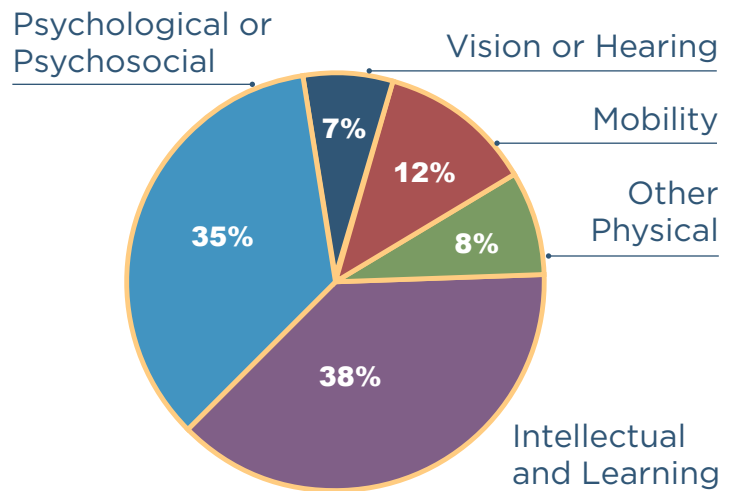
**34.5%** transition-age youth

**\$9.94** average hourly wage

**28** average hours worked per week

**25** average number of months from application to case closure

### Primary disability of consumers successfully exiting program



NC DEPARTMENT OF  
**HEALTH AND HUMAN SERVICES**  
Division of Vocational Rehabilitation Services

[www.ncdhhs.gov/dvrs](http://www.ncdhhs.gov/dvrs)