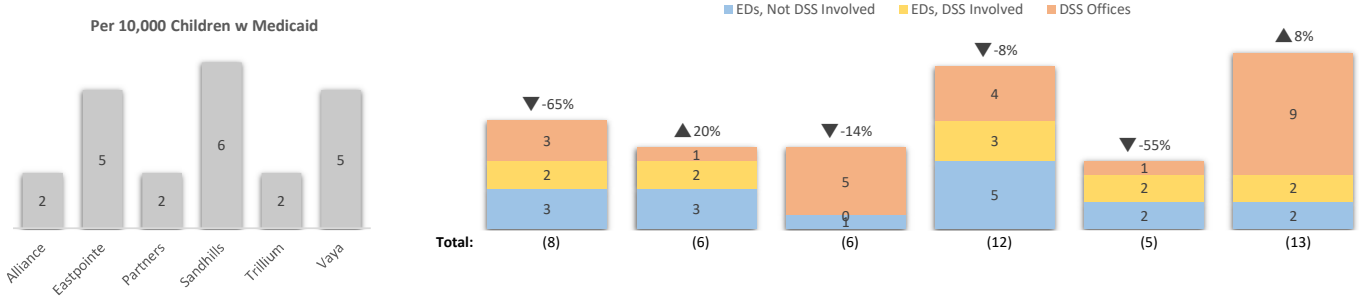


# LMEMCO/TP Dashboard

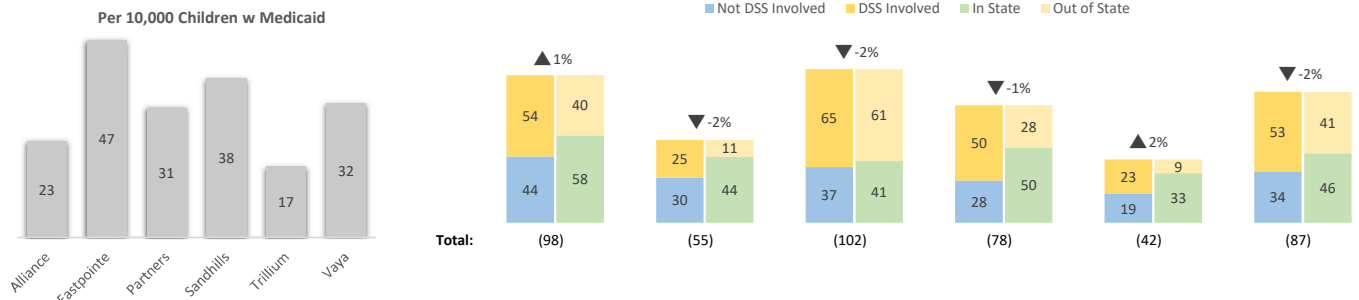
April 5, 2023

Alliance      Eastpointe      Partners      Sandhills      Trillium      Vaya

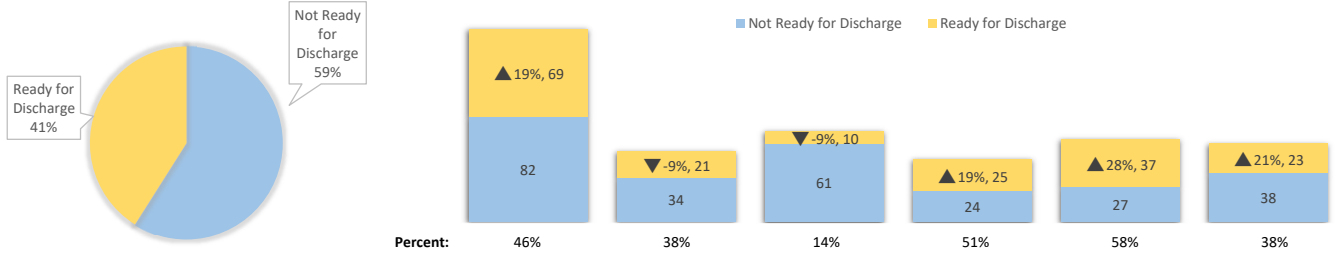
## Medicaid, Children in Inappropriate Crisis Settings (Jan 2023 - Mar 2023)



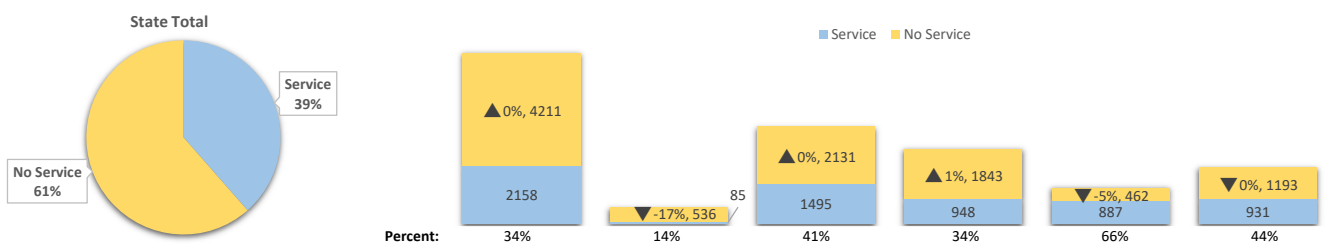
## Medicaid, Children in PRTFs (Nov 2022 - Jan 2023)



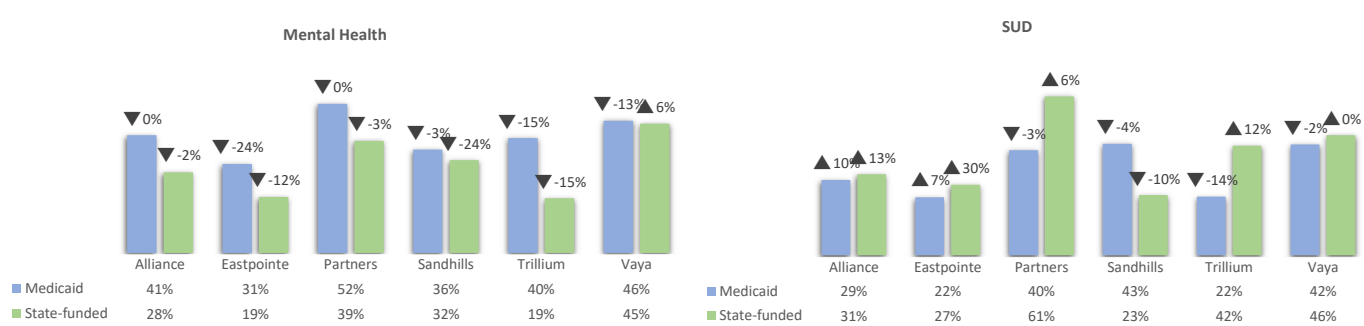
## Consumers in State Psych Hospitals Ready for Discharge (Nov 22 - Jan 2023)



## People on Innovations Waitlist Receiving Any Medicaid or State BH/IDD Service (Dec 2022 - Feb 2023)



## Follow-up Within 7 Days After Inpatient Discharge (SFY23 Q1)



**Metrics**

\*Arrow indicators compare this month's data to last month's data. If on top, applies to whole bar. If within a section, applies to that section.

**Medicaid, Children in Inappropriate Crisis Settings:** 12 week rolling average (LMEMCO self report for ED data; DSS office report for DSS office boarding data, started in February 2023); Directional arrow down shows improvement

**Medicaid, Children in PRTFs:** 3 month rolling avg (NC Tracks encounters pulled by NC Medicaid); Directional arrow down shows improvement

**Consumers in State Psych Hospitals Ready for Discharge:** 3 month rolling avg of consumers deemed ready for discharge by medical personnel (DSOH data); Directional arrow down shows improvement

**People on Innovations Waitlist Receiving Any Service:** 3 month rolling avg (LMEMCO self report); Directional arrow up shows improvement

**Follow-up Within 7 Days After Inpatient Discharge:** Quarterly average with 40% benchmark (NC Tracks paid encounters/claims pulled by NC Medicaid/DMHDDSAS data); Directional arrow up shows improvement