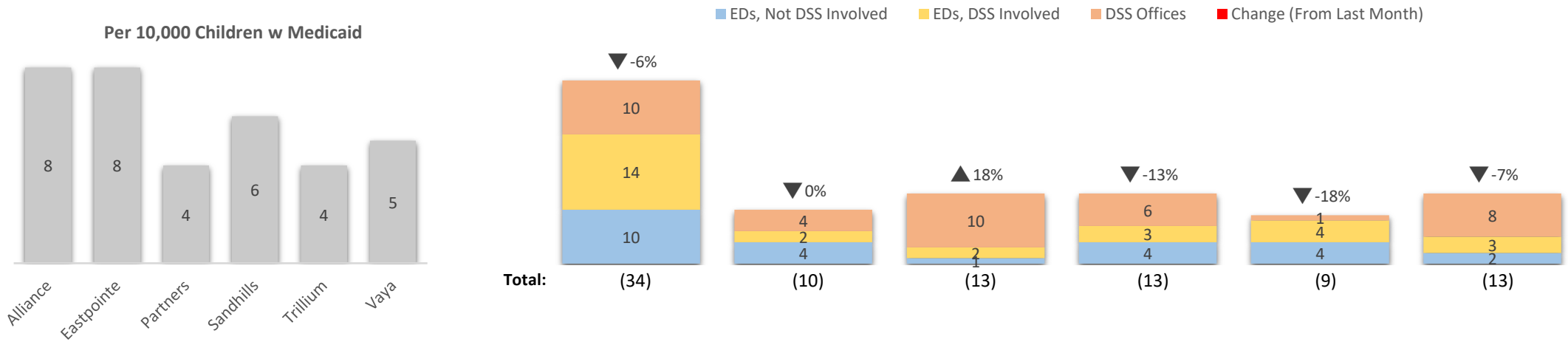


LMEMCO/TP Dashboard

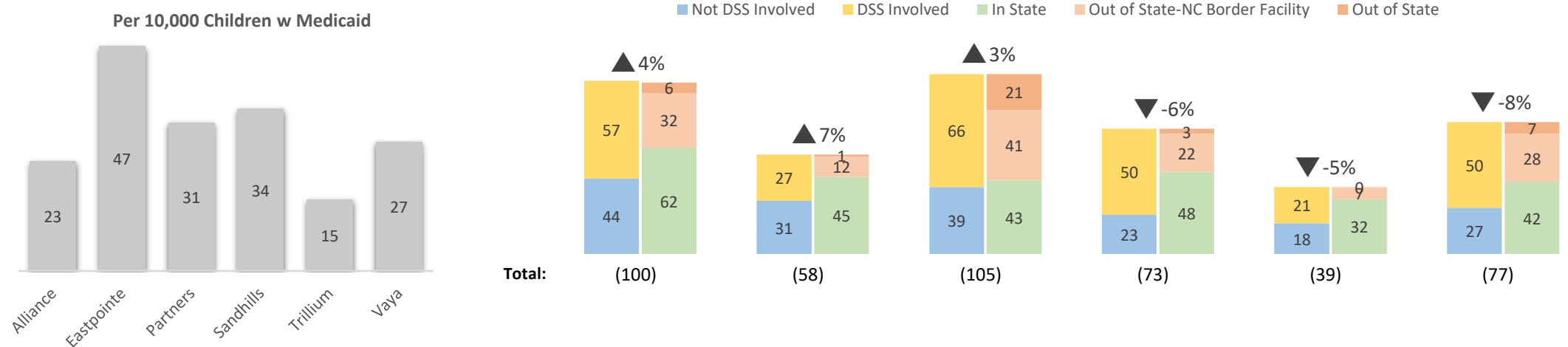
August 31, 2023

Alliance Eastpointe Partners Sandhills Trillium Vaya

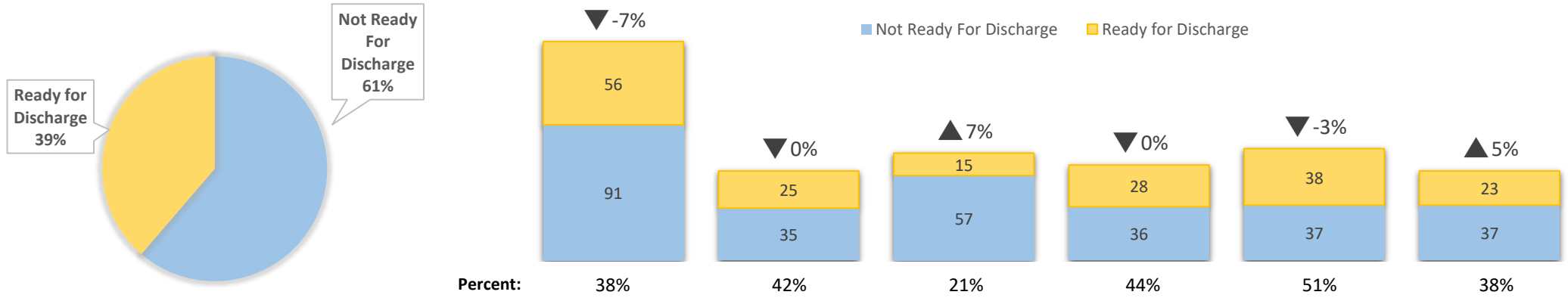
Medicaid, Children in ED & DSS Settings (May 23-July 23)



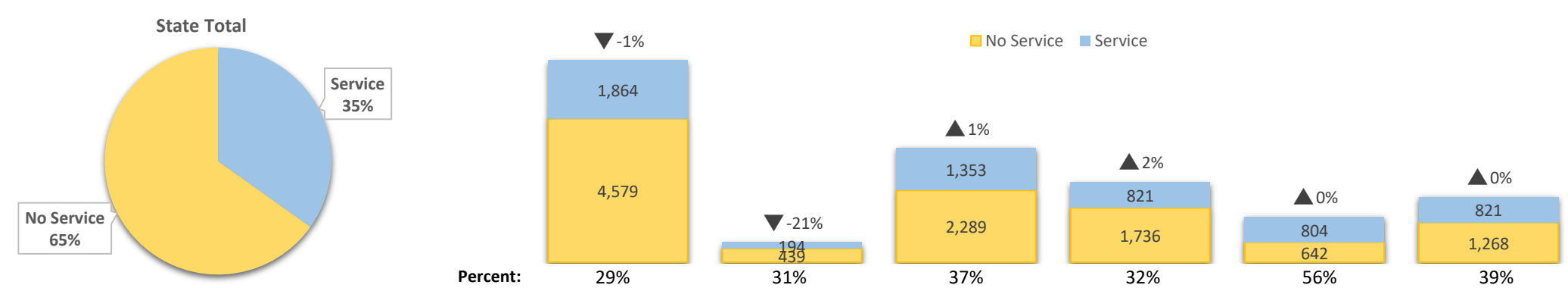
Medicaid, Children in PRTFs (Jan 2023 - March 2023 - Same as July, new data in production)



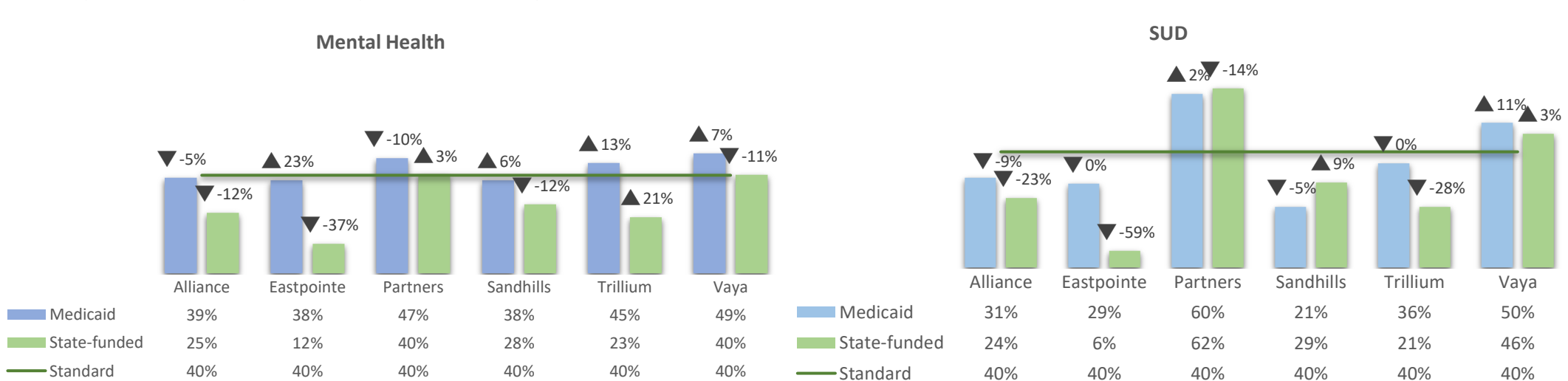
Consumers in State Psych Hospitals Ready for Discharge (Feb 2023 - April 2023)



People on Innovations Waitlist Receiving Any Medicaid or State BH/IDD Service (Feb 2023 - April 2023)



Follow-up Within 7 Days After Inpatient Discharge (SFY23 Q2)



Metrics

*Arrow indicators compare this month's data to last month's data. If on top, applies to whole bar. If within a section, applies to that section.

Medicaid, Children in Inappropriate Crisis Settings: 12 week rolling average (LMEMCO self report for ED data; DSS office report for DSS office boarding data, started in February 2023); Directional arrow down shows improvement
Medicaid, Children in PRTFs: 3 month rolling avg (NC Tracks encounters pulled by NC Medicaid); Directional arrow down shows improvement
Consumers in State Psych Hospitals Ready for Discharge: 3 month rolling avg of consumers deemed ready for discharge by medical personnel (DSOHF data); Directional arrow down shows improvement
People on Innovations Waitlist Receiving Any Service: 3 month rolling avg (LMEMCO self report); Directional arrow up shows improvement. Eastpointe decrease is likely due to not reporting encounters in state encounter system.
Follow-up Within 7 Days After Inpatient Discharge: Quarterly average with 40% benchmark (NC Tracks paid encounters/claims pulled by NC Medicaid/DMHDSAS data); Directional arrow up shows improvement