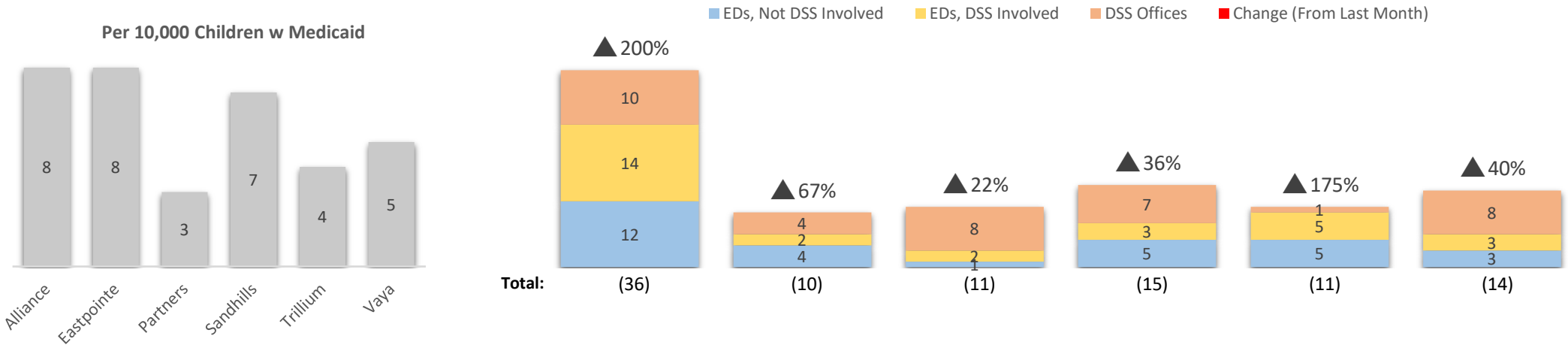


LMEMCO/TP Dashboard

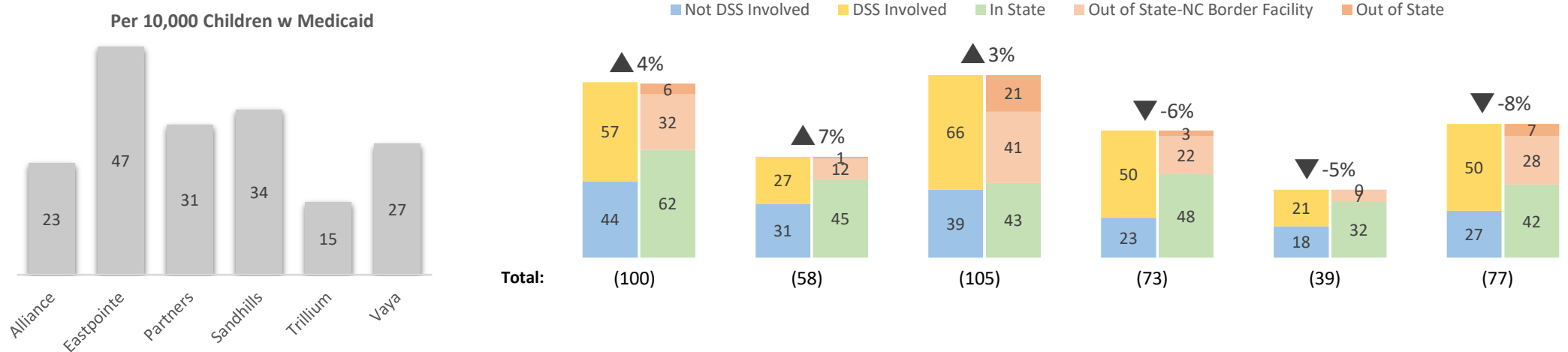
July 31, 2023

Alliance **Eastpointe** **Partners** **Sandhills** **Trillium** **Vaya**

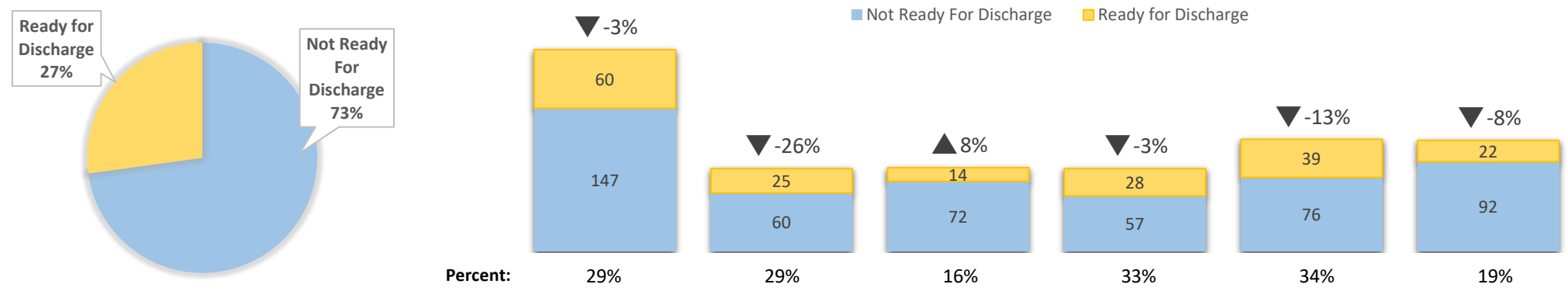
Medicaid, Children in ED & DSS Settings (April 23-June 23)



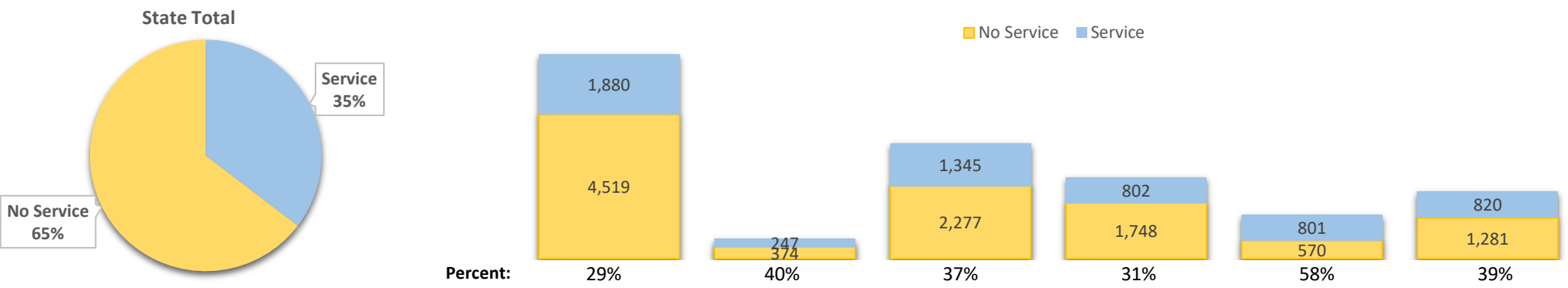
Medicaid, Children in PRTFs (Jan 2023 - Mar 2023)



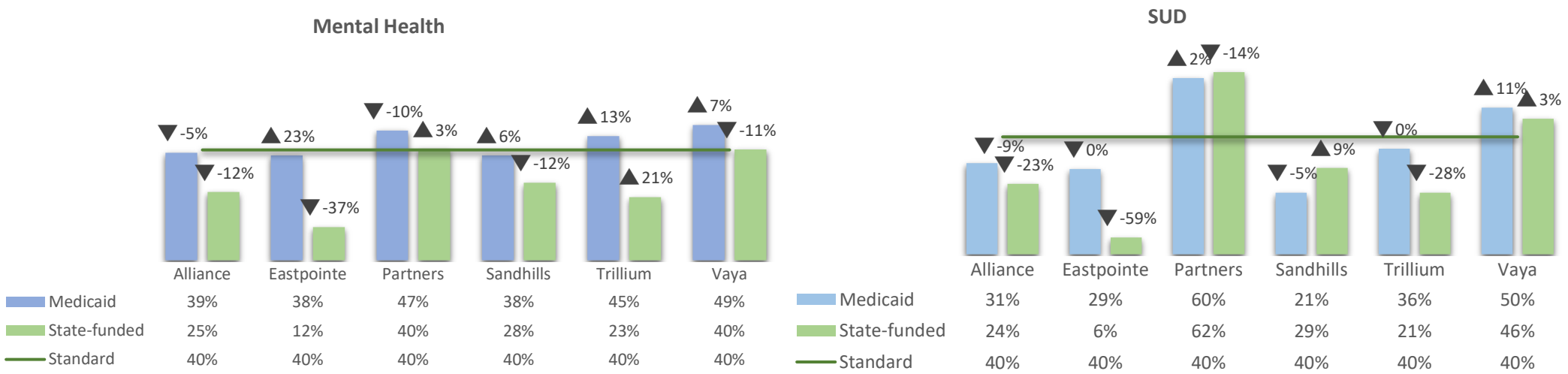
Consumers in State Psych Hospitals Ready for Discharge (Feb 2023 - April 2023)



People on Innovations Waitlist Receiving Any Medicaid or State BH/IDD Service (Jan 2023 - Mar 2023)



Follow-up Within 7 Days After Inpatient Discharge (SFY23 Q2)



Metrics *Arrow indicators compare this month's data to last month's data. If on top, applies to whole bar. If within a section, applies to that section.

Medicaid, Children in Inappropriate Crisis Settings: 12 week rolling average (LMEMCO self report for ED data; DSS office report for DSS office boarding data, started in February 2023); Directional arrow down shows improvement

Medicaid, Children in PRTFs: 3 month rolling avg (NC Tracks encounters pulled by NC Medicaid); Directional arrow down shows improvement

Consumers in State Psych Hospitals Ready for Discharge: 3 month rolling avg of consumers deemed ready for discharge by medical personnel (DSOHF data); Directional arrow down shows improvement

People on Innovations Waitlist Receiving Any Service: 3 month rolling avg (LMEMCO self report); Directional arrow up shows improvement

Follow-up Within 7 Days After Inpatient Discharge: Quarterly average with 40% benchmark (NC Tracks paid encounters/claims pulled by NC Medicaid/DMHDDSAS data); Directional arrow up shows improvement