

LMEMCO/TP Dashboard

Posted 4/30/2024

Alliance

Eastpointe

Partners

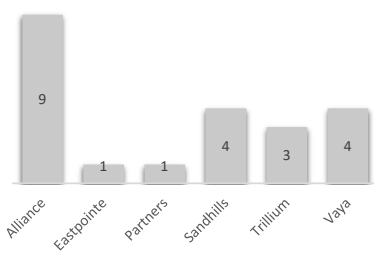
Sandhills

Trillium

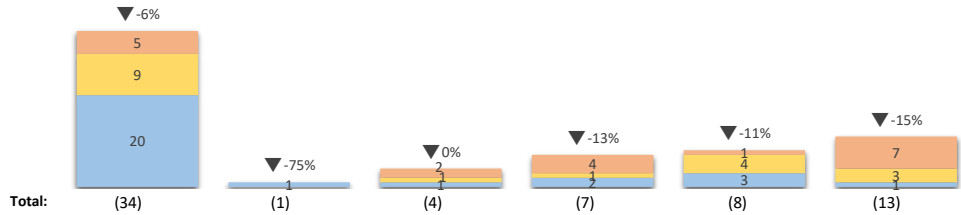
Vaya

Medicaid, Children in ED & DSS Settings (Dec 2023 - Feb 2024)

Per 10,000 Children w Medicaid

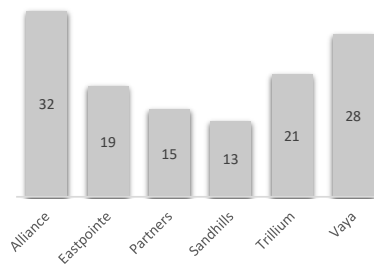


■ EDs, Not DSS Involved ■ EDs, DSS Involved ■ DSS Offices

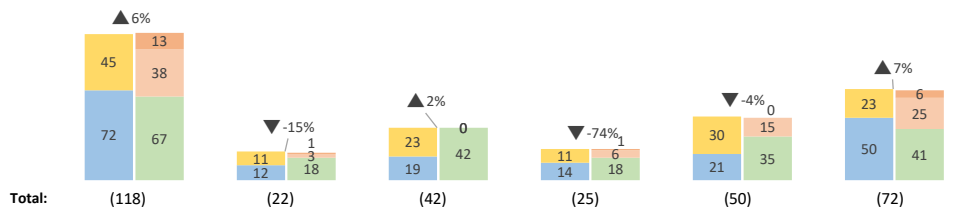


Medicaid, Children in PRTFs (Nov 2023 - Jan 2024)

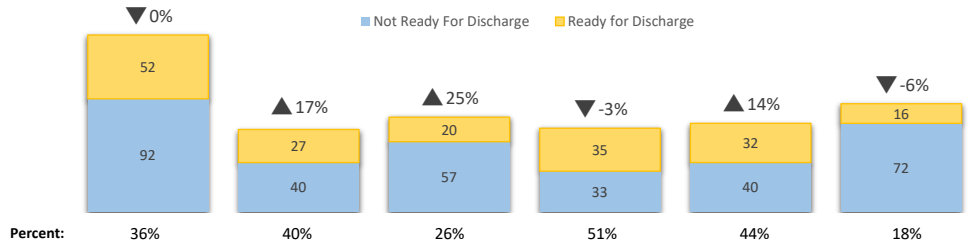
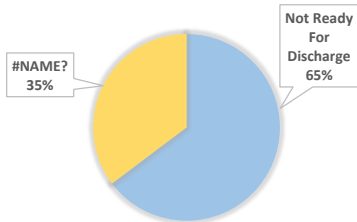
Per 10,000 Children w Medicaid



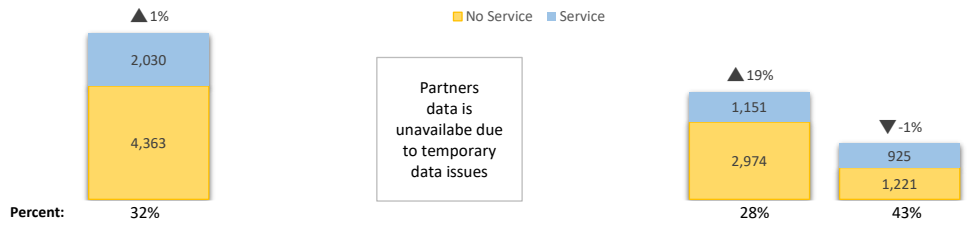
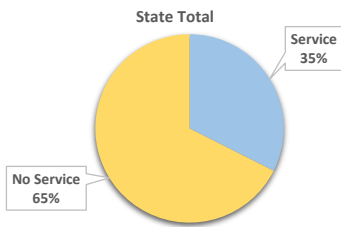
■ Not DSS Involved ■ DSS Involved ■ In State ■ Out of State-NC Border Facility ■ Out of State



Consumers in State Psych Hospitals Ready for Discharge (Sep 2023 - Nov 2023)

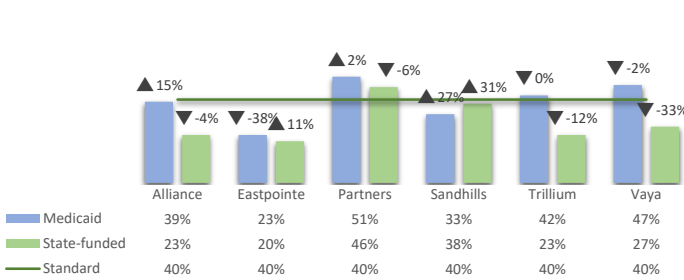


People on Innovations Waitlist Receiving Any Medicaid or State BH/IDD Service (Sep 2023 - Nov 2023)

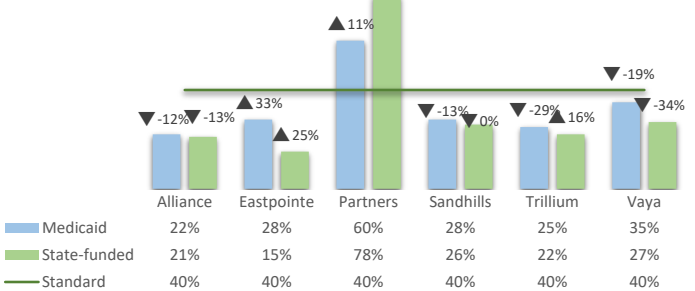


Follow-up Within 7 Days After Inpatient Discharge (SFY23 Q4)

Mental Health



SUD



Metrics

*Arrow indicators compare this month's data to last month's data. If on top, applies to whole bar. If within a section, applies to that section.

Medicaid, Children in Inappropriate Crisis Settings: 12 week rolling average (LMEMCO self report for ED data; DSS office report for DSS office boarding data); Directional arrow down shows improvement.

Medicaid, Children in PRTFs: 3 month rolling avg (NC Tracks & EPS encounters pulled by NC Medicaid); Directional arrow down shows improvement.

Consumers in State Psych Hospitals Ready for Discharge: 3 month rolling avg of consumers deemed ready for discharge by medical personnel (DSOHF data); Directional arrow down shows improvement.

People on Innovations Waitlist Receiving Any Service: 3 month rolling avg of service in each month during measurement period (NC Tracks claims & EPS encounters pulled by DMHDDSUS QM); Directional arrow up shows improvement.

Follow-up Within 7 Days After Inpatient Discharge: Quarterly average with 40% benchmark (paid NC Tracks claims & EPS encounters by NC Medicaid/DMHDDSAS data); Directional arrow up shows improvement.