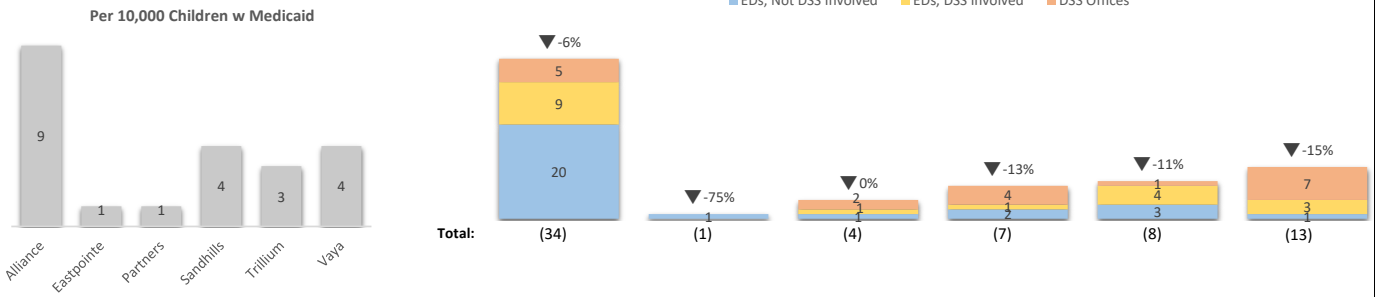


LMEMCO/TP Dashboard

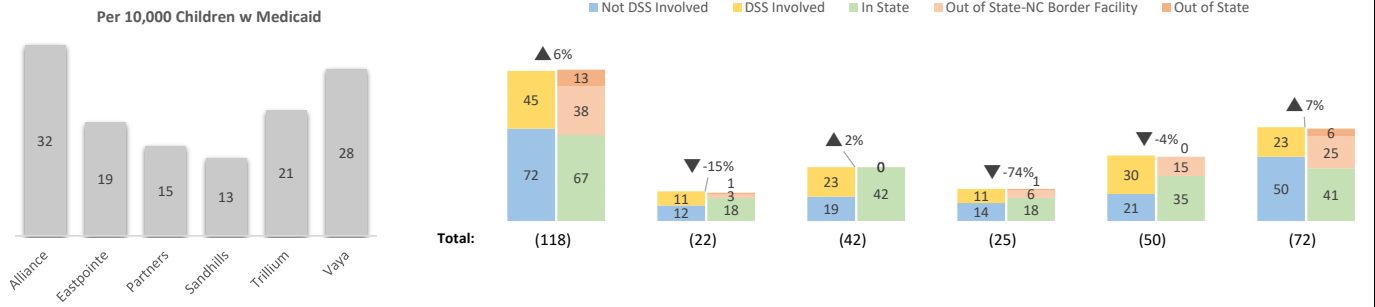
Posted 4/30/2024

Alliance Eastpointe Partners Sandhills Trillium Vaya

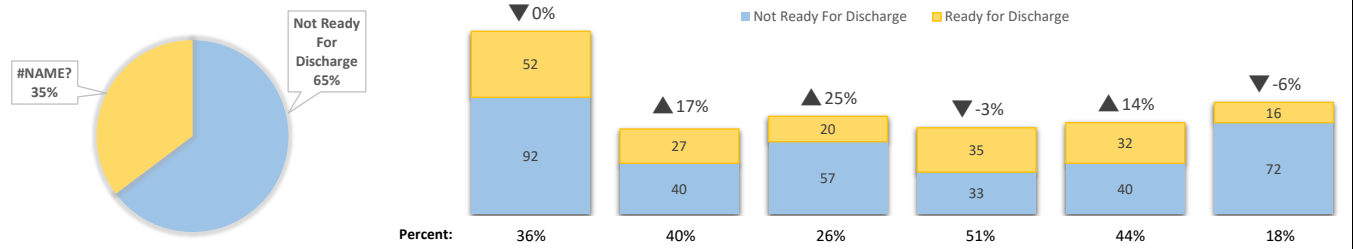
Medicaid, Children in ED & DSS Settings (Dec 2023 - Feb 2024)



Medicaid, Children in PRTFs (Nov 2023 - Jan 2024)



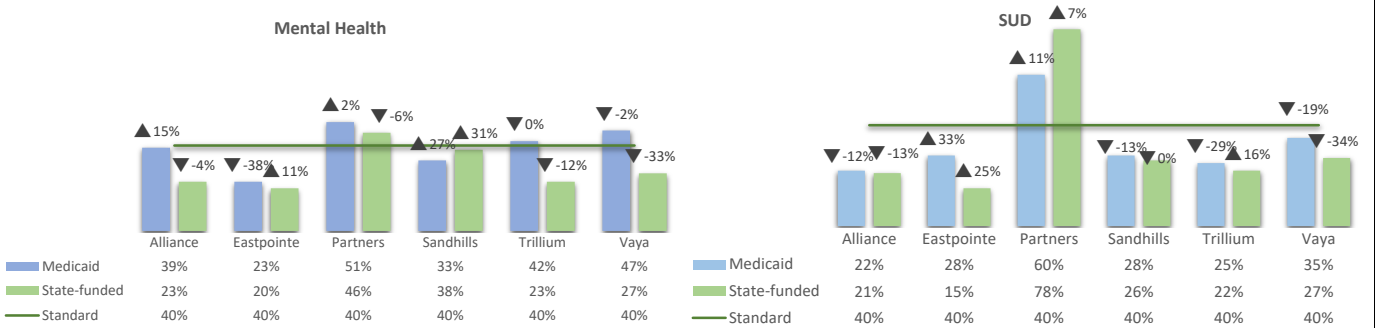
Consumers in State Psych Hospitals Ready for Discharge (Sep 2023 - Nov 2023)



People on Innovations Waitlist Receiving Any Medicaid or State BH/IDD Service (Sep 2023 - Nov 2023)



Follow-up Within 7 Days After Inpatient Discharge (SFY23 Q4)



Metrics *Arrow indicators compare this month's data to last month's data. If on top, applies to whole bar. If within a section, applies to that section.

Medicaid, Children in Inappropriate Crisis Settings: 12 week rolling average (LMEMCO self report for ED data; DSS office report for DSS office boarding data); Directional arrow down shows improvement.

Medicaid, Children in PRTFs: 3 month rolling avg (NC Tracks & EPS encounters pulled by NC Medicaid); Directional arrow down shows improvement.

Consumers in State Psych Hospitals Ready for Discharge: 3 month rolling avg of consumers deemed ready for discharge by medical personnel (DSOHF data); Directional arrow down shows improvement.

People on Innovations Waitlist Receiving Any Service: 3 month rolling avg of service in each month during measurement period (NC Tracks claims & EPS encounters pulled by DMHDDSUS QM); Directional arrow up shows improvement.

Follow-up Within 7 Days After Inpatient Discharge: Quarterly average with 40% benchmark (paid NC Tracks claims & EPS encounters by NC Medicaid/DMHDDSAS data); Directional arrow up shows improvement.