


# LME/MCO/TP Dashboard

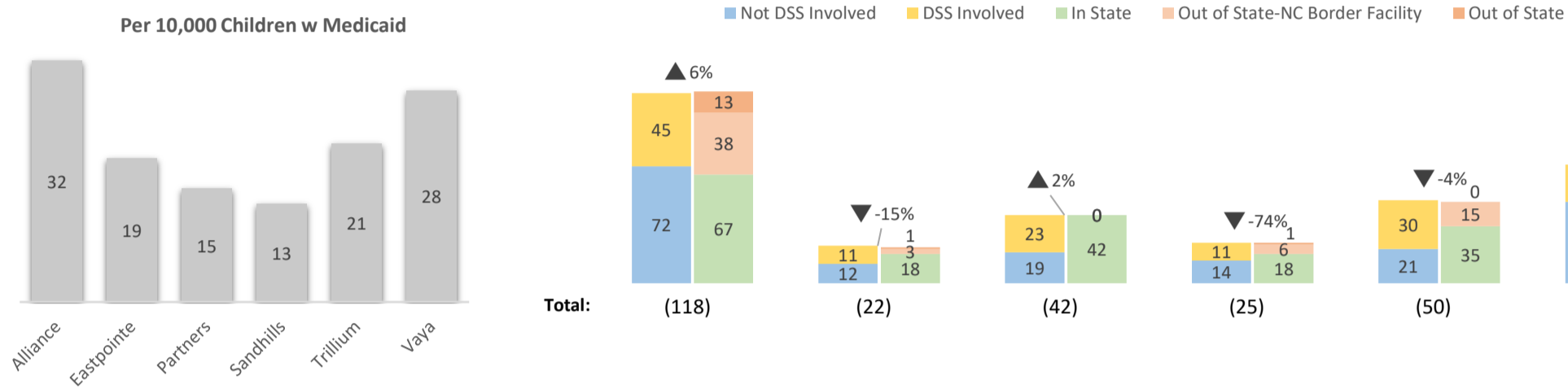
Posted 6/28/2024

Alliance Eastpointe Partners Sandhills Trillium Vaya

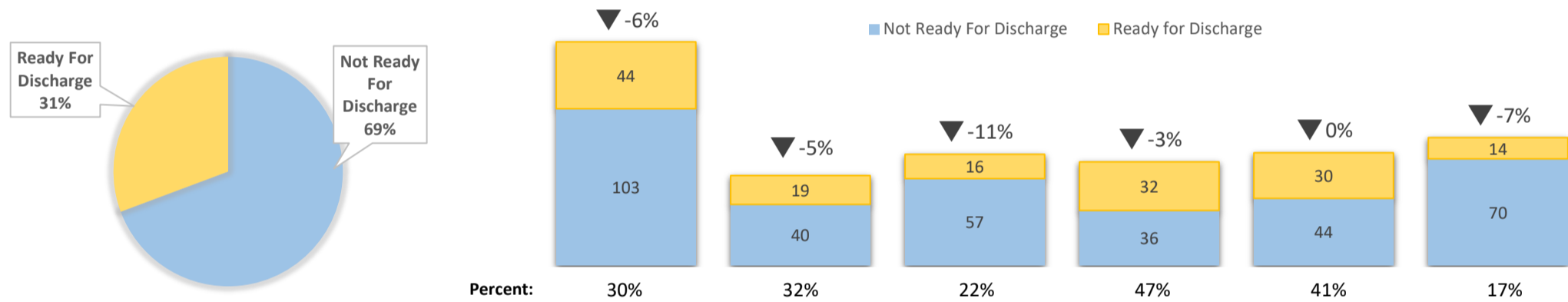
## Medicaid, Children in ED & DSS Settings (Feb 2024 - Apr 2024)



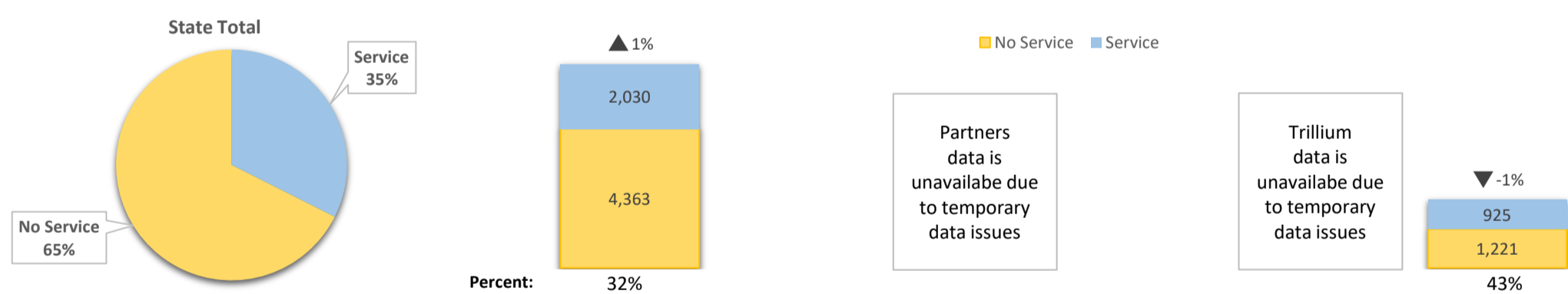
## Medicaid, Children in PRTFs (Nov 2023 - Jan 2024)



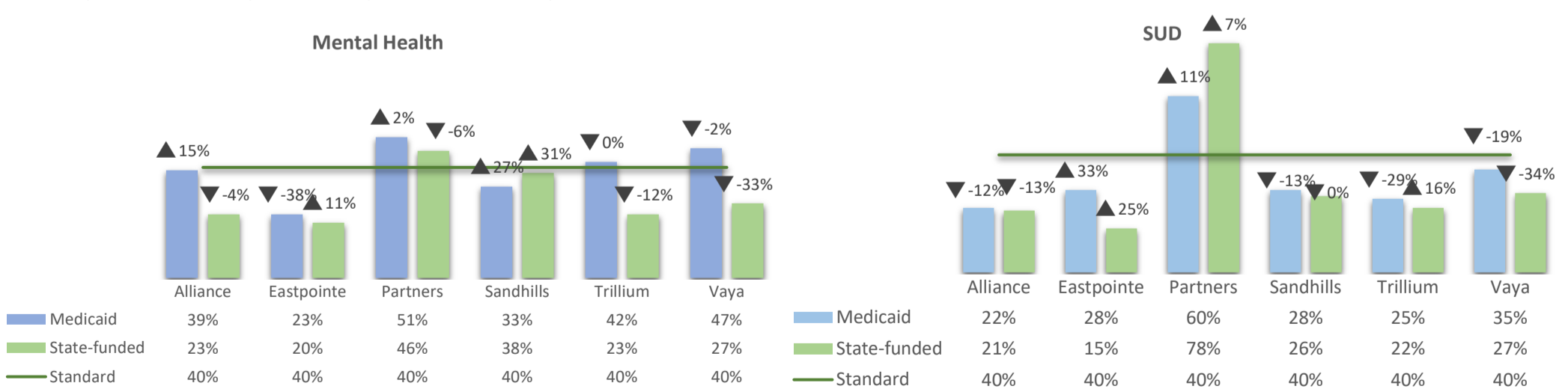
## Consumers in State Psych Hospitals Ready for Discharge (Nov 2023 - Jan 2023)



## People on Innovations Waitlist Receiving Any Medicaid or State BH/IDD Service (Sep 2023 - Nov 2023)



## Follow-up Within 7 Days After Inpatient Discharge (SFY23 Q4)



### Metrics

\*Arrow indicators compare this month's data to last month's data. If on top, applies to whole bar. If within a section, applies to that section.

**Medicaid, Children in Inappropriate Crisis Settings:** 12 week rolling average (LMEMCO self report for ED data; DSS office report for DSS office boarding data); Directional arrow down shows improvement.  
**Medicaid, Children in PRTFs:** 3 month rolling avg (NC Tracks & EPS encounters pulled by NC Medicaid); Directional arrow down shows improvement. This is the same data as last month due to data resubmission activities occurring this month.  
**Consumers in State Psych Hospitals Ready for Discharge:** 3 month rolling avg of consumers deemed ready for discharge by medical personnel (DSOHF data); Directional arrow down shows improvement.  
**People on Innovations Waitlist Receiving Any Service:** 3 month rolling avg of service in each month during measurement period (NC Tracks claims & EPS encounters pulled by DMHDDSUS QM); Directional arrow up shows improvement. This is the same data as last month due to data resubmission activities occurring this month.  
**Follow-up Within 7 Days After Inpatient Discharge:** Quarterly average with 40% benchmark (paid NC Tracks claims & EPS encounters by NC Medicaid/DMHDDSUS data); Directional arrow up shows improvement. This is the same data as last month due to data resubmission activities occurring this month.