



North Carolina Mpox Vaccine Administration Summary		
	Total	Previous 6 Months
Total Vaccinating Providers:	232	136
Total Doses Administered:	28,795	1,325
Total Persons Immunized:	16,743	963
One Dose:	11,930	471
Two Doses:	4,813	492

Total Number of Clients Vaccinated:
16,743

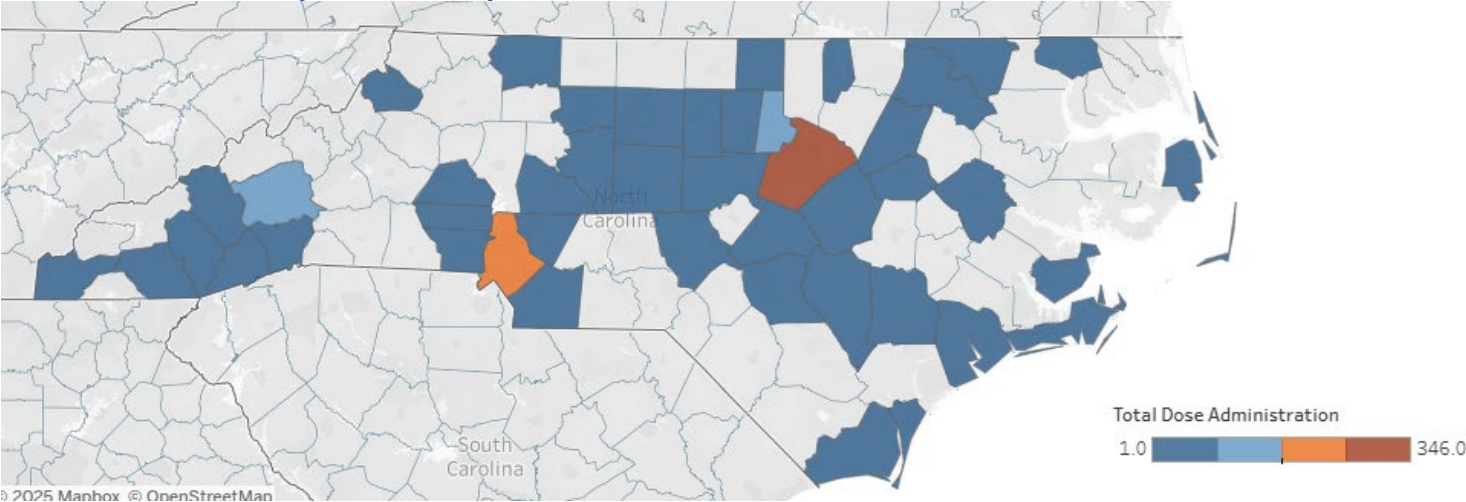
Sex	Number of Clients	
Female	1,468	7.84%
Male	14,754	89.49%
Missing & Unknown Sex	521	2.67%

Age Breakdown ¹	Number of Clients	
0-17	76	0.45%
18-29	4,321	25.81%
30-49	7,992	47.73%
50+	4,445	26.55%

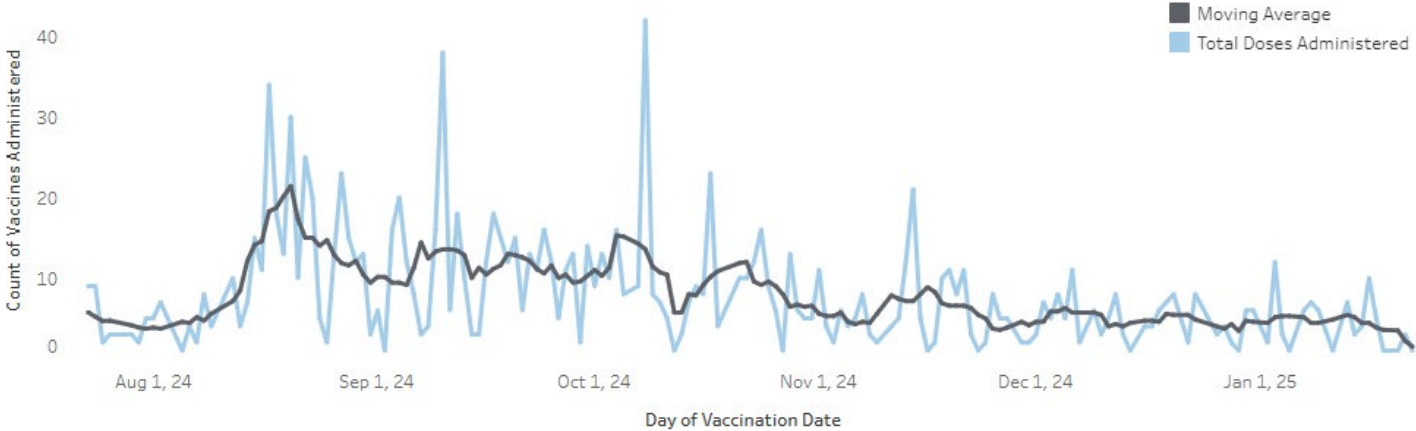
Race	Number of Clients	
Asian	500	2.99%
White	9,406	56.18%
American Indian/Alaska Native	131	0.78%
Black/African-American	4,415	26.37%
Missing/Unknown	2,241	13.38%
Native Hawaiian/Other Pacific Islander	50	0.30%

Ethnicity	Number of Clients	
Hispanic or Latino	1,778	10.62%
Not Hispanic or Latino	14,508	86.65%
Missing & Unknown Ethnicity	457	2.73%

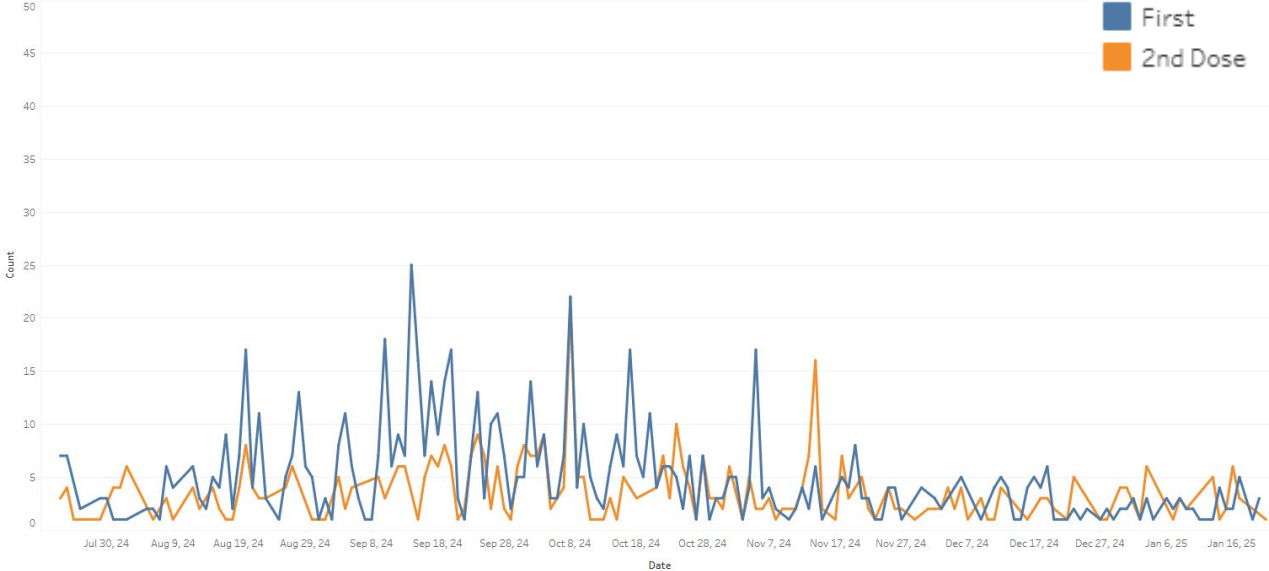
Doses Administered by County
Previous 6 Months: July 2024-January 2025



Doses Administered by Date
Previous 6 Months: July 2024-January 2025



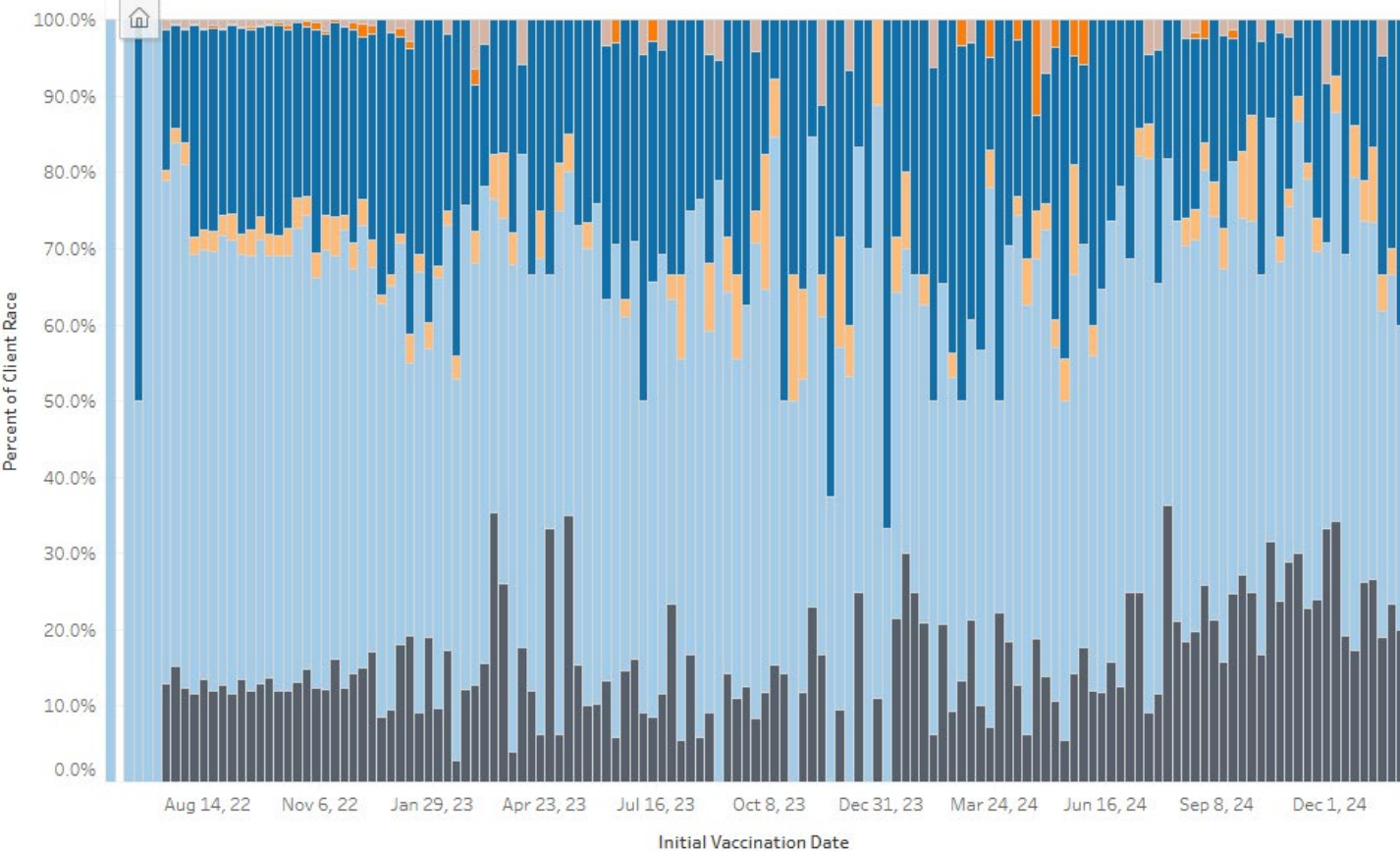
Doses Administered by Dose Number
Previous 6 Months: July 2024-January 2025



Race Demographic Data Over Time

Use this dashboard to observe the trends in client race over time

- American Indian/Alaska Native
- Native Hawaiian/Other Pacific Islander
- Black/African-American
- Asian
- White
- Missing/Unknown



NC DEPARTMENT OF HEALTH AND HUMAN SERVICES

Total Doses Administered by County

Alamance	77
Beaufort	28
Bertie	5
Brunswick	26
Buncombe	2,772
Cabarrus	105
Camden	8
Carteret	34
Catawba	213
Chatham	21
Cherokee	4
Cleveland	12
Columbus	10
Cumberland	436
Currituck	5
Dare	45
Davidson	42
Duolin	9
Durham	3,851
Edaecombe	33
Forsyth	1,601
Gaston	206
Gates	1
Granville	14
Guilford	1,238
Halifax	8
Harnett	20
Havwood	45
Henderson	189
Hertford	32
Jackson	5
Johnston	10
Lenoir	1
Lincoln	2
Macon	2
Mecklenburg	9,690
Moore	63
Nash	2
New Hanover	823
Northampton	6
Onslow	111
Orange	887
Pamlico	2
Pasquotank	31
Pender	12
Person	2
Pitt	515
Randolph	37
Robeson	2
Rowan	123
Sampson	7
Stanly	13
Surry	2
Transylvania	1
Union	80
Vance	28
Wake	5,035
Watauga	68
Wilkes	17
Wilson	126

**Based on data available in the North Carolina Immunization Registry as of 1/23/2025.*