



North Carolina Mpox Vaccine Administration Summary		
	Total	Previous 6 Months
Total Vaccinating Providers:	219	128
Total Doses Administered:	28,549	1,263
Total Persons Immunized:	16,603	918
	One Dose: 4,775	462
	Two Doses: 11,828	456

Total Number of Clients Vaccinated:
16,603

Sex	Number of Clients	Percentage
Female	1,444	7.78%
Male	14,628	89.47%
Missing & Unknown Sex	531	2.75%

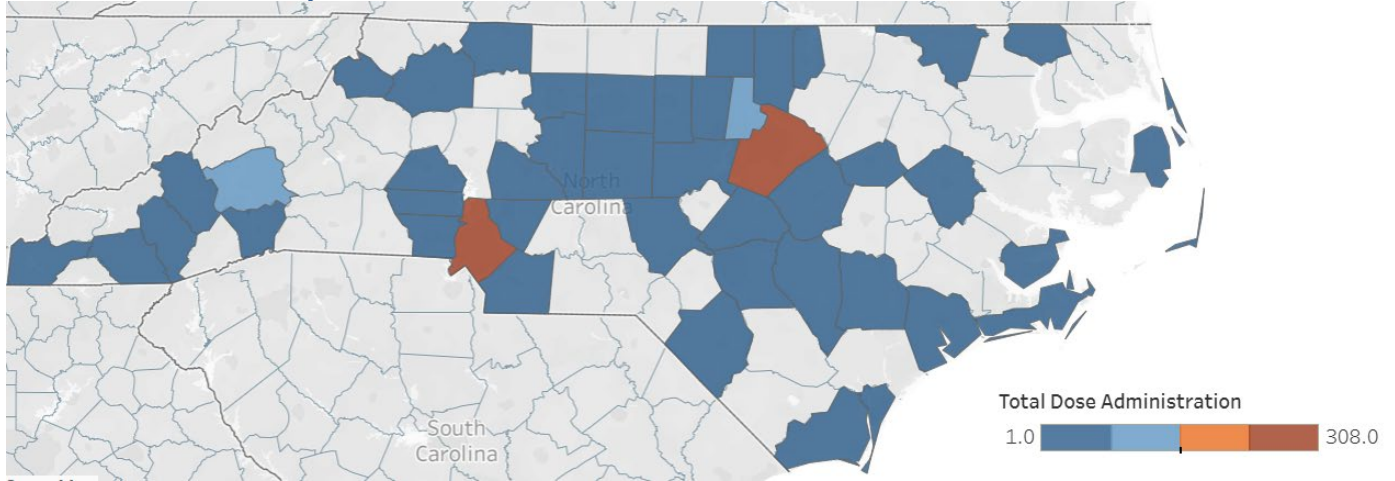
Age Breakdown ¹	Number of Clients	Percentage
0-17	74	0.45%
18-29	4,285	25.81%
30-49	7,925	47.73%
50+	4,408	26.55%

Race	Number of Clients	Percentage
Asian	495	2.98%
White	9,362	56.39%
American Indian/Alaska Native	129	0.78%
Black/African-American	4,384	26.40%
Missing/Unknown	2,184	13.15%
Native Hawaiian/Other Pacific Islander	49	0.30%

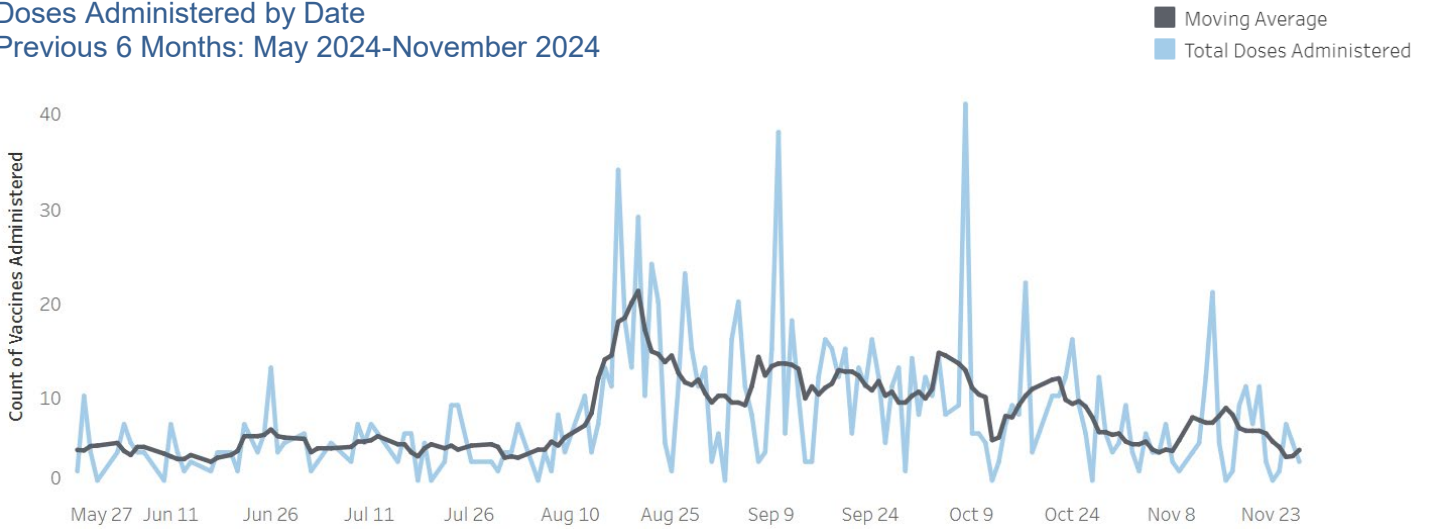
Ethnicity	Number of Clients	Percentage
Hispanic or Latino	1,763	10.62%
Not Hispanic or Latino	14,384	86.63%
Missing & Unknown Ethnicity	456	2.75%

NC DEPARTMENT OF HEALTH AND HUMAN SERVICES

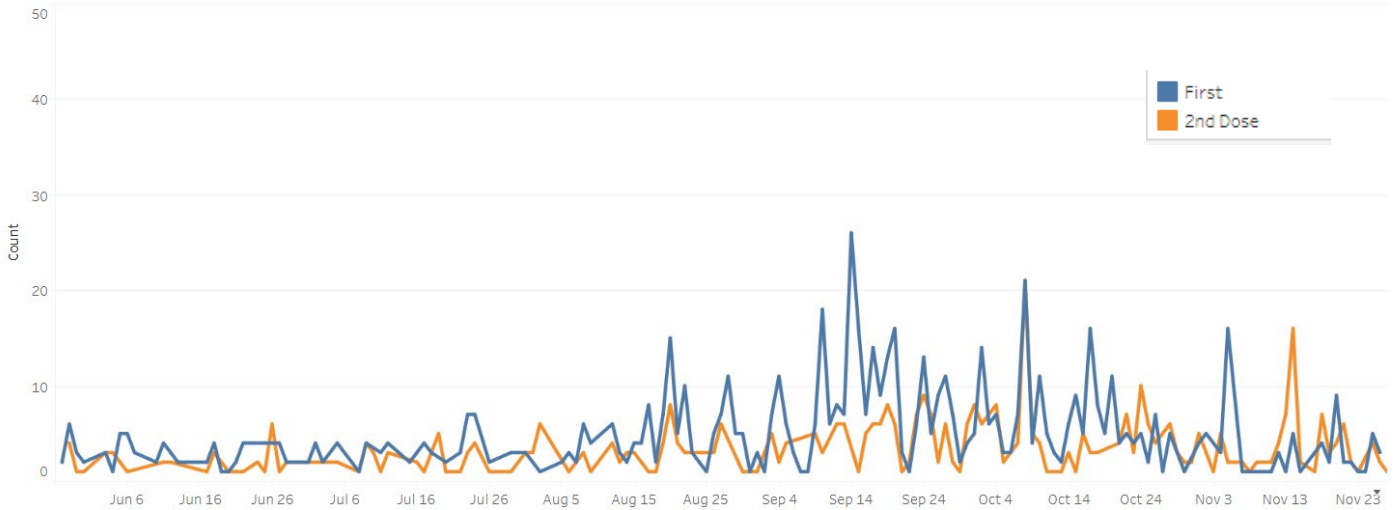
Doses Administered by County
Previous 6 Months: May 2024-November 2024



Doses Administered by Date
Previous 6 Months: May 2024-November 2024



Doses Administered by Dose Number
Previous 6 Months: May 2024-November 2024

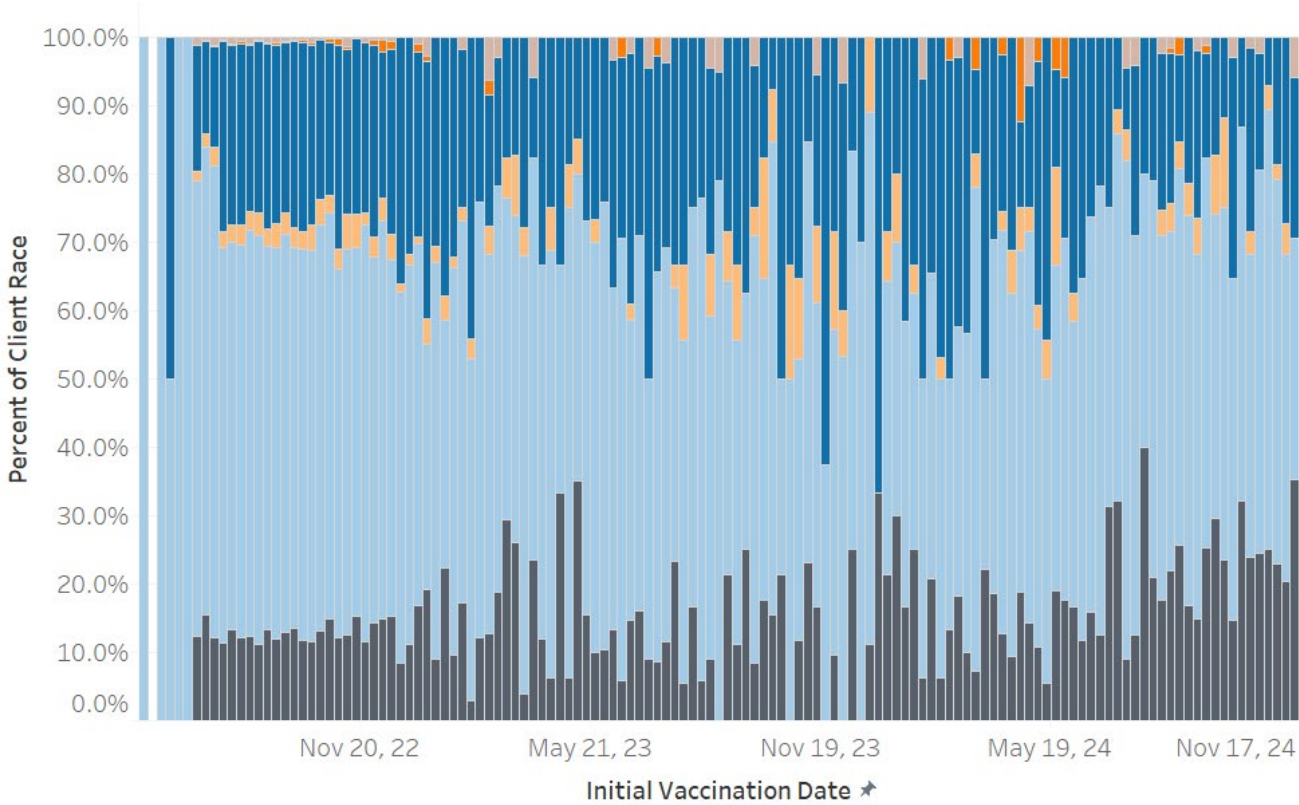


Race Demographic Data Over Time

Use this dashboard to observe the trends in client race over time

Race Categories

- American Indian/Alaska Native
- White
- Native Hawaiian/Other Pacific Islander
- Missing/Unknown
- Black/African-American
- Asian



Total Doses Administered by County

County	Administrations
Alamance	77
Beaufort	28
Bertie	5
Brunswick	24
Buncombe	2747
Cabarrus	105
Camden	8
Carteret	34
Catawba	213
Chatham	21
Cherokee	4
Cleveland	12
Columbus	10
Cumberland	433
Currituck	5
Dare	43
Davidson	42
Duplin	9

NC DEPARTMENT OF HEALTH AND HUMAN SERVICES

Durham	3798
Edgecombe	33
Forsyth	1586
Gaston	206
Gates	1
Granville	14
Guilford	1233
Halifax	6
Harnett	20
Haywood	45
Henderson	187
Hertford	32
Jackson	5
Johnston	10
Lenoir	1
Lincoln	2
Macon	2
Mecklenburg	9657
Moore	60
New Hanover	813
Northampton	2
Onslow	106
Orange	879
Pamlico	1
Pasquotank	31
Pender	12
Person	2
Pitt	512
Randolph	36
Robeson	2
Rowan	122
Sampson	7
Stanly	13
Surry	2
Union	78
Vance	28
Wake	4975
Watauga	68
Wilkes	17
Wilson	125

**Based on data available in the North Carolina Immunization Registry as of 11/27/2024.*