



North Carolina Mpox Vaccine Administration Summary		
	Total	Previous 6 Months
<b>Total Vaccinating Providers:</b>	147	48
<b>Total Doses Administered:</b>	27,447	584
<b>Total Persons Immunized:</b>	15,850	429
	<b>One Dose:</b> 4,446	201
	<b>Two Doses:</b> 11,404	228

**Total Number of Clients Vaccinated:**

**15,850**

Sex	Number of Clients	
Female	1,294	7.34%
Male	13,979	89.48%
Missing & Unknown Sex	577	3.18%

Age Breakdown1	Number of Clients	
0-17	72	0.45%
18-29	4,065	25.65%
30-49	7,587	47.87%
50+	4,206	26.54%

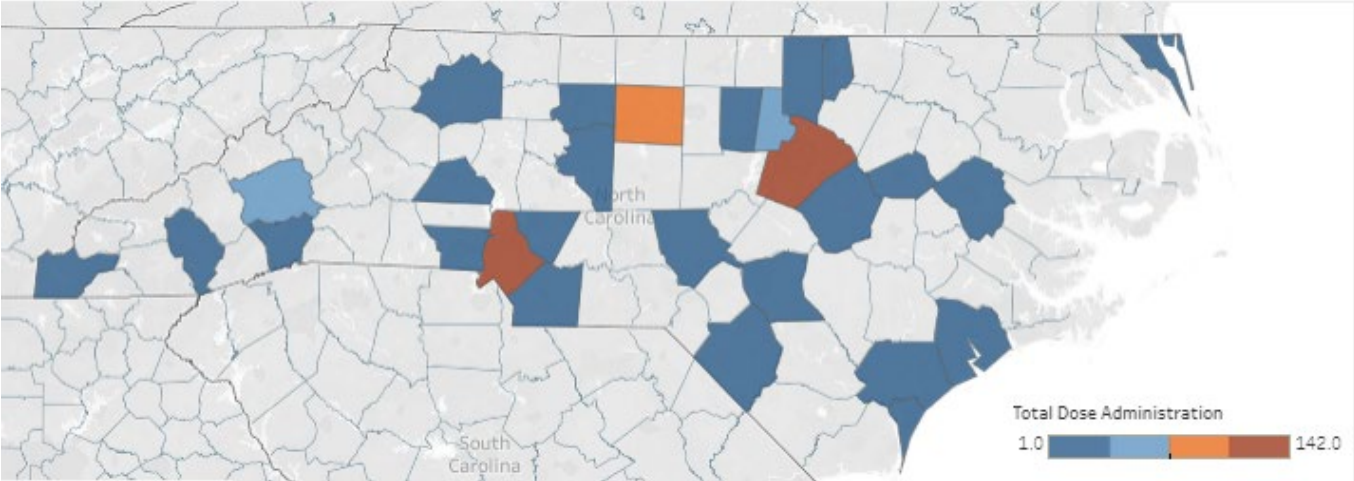
  

Race	Number of Clients	
Asian	489	3.09%
White	9,478	59.80%
American Indian/Alaska Native	125	0.79%
Black/African-American	4,340	27.38%
Missing/Unknown	1,375	8.68%
Native Hawaiian/Other Pacific Islander	43	0.27%

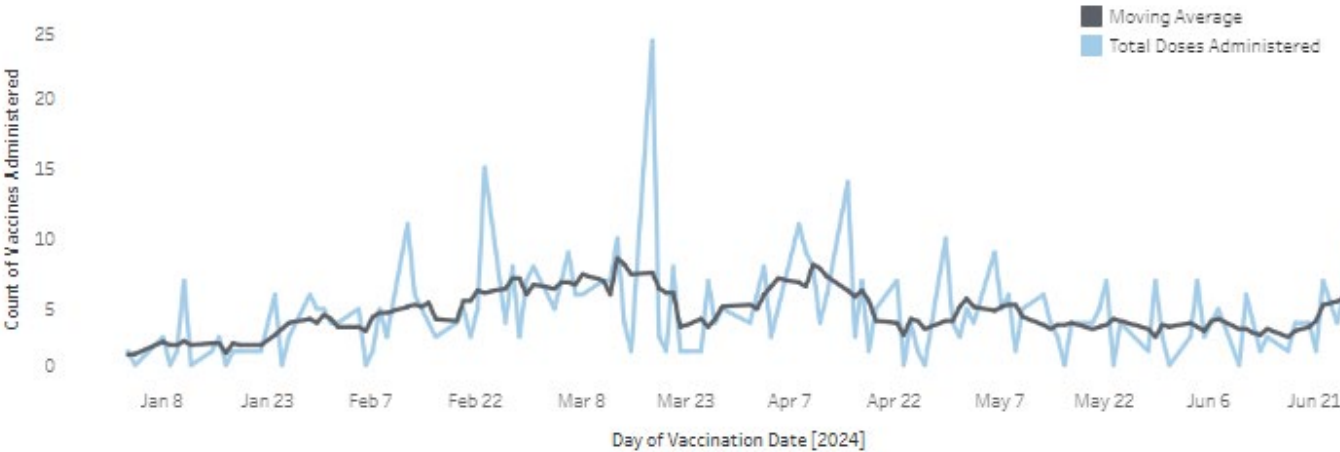
  

Ethnicity	Number of Clients	
Hispanic or Latino	1,642	10.36%
Not Hispanic or Latino	13,741	86.69%
Missing & Unknown Ethnicity	467	2.95%

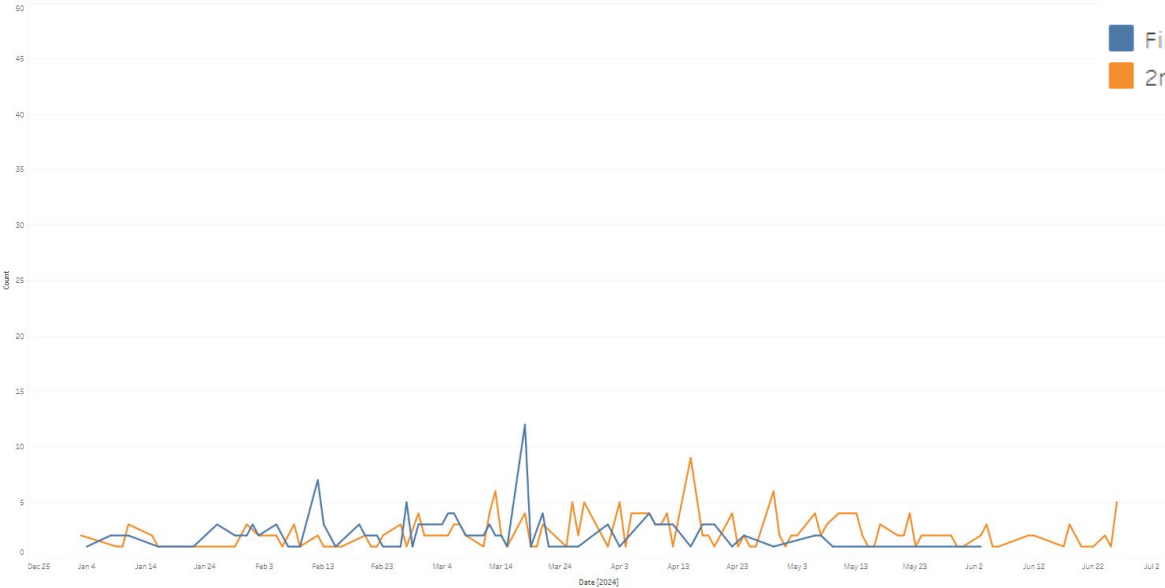
Doses Administered by County  
Previous 6 Months: January 2024-June 2024



Doses Administered by Date  
Previous 6 Months: January 2024-June 2024



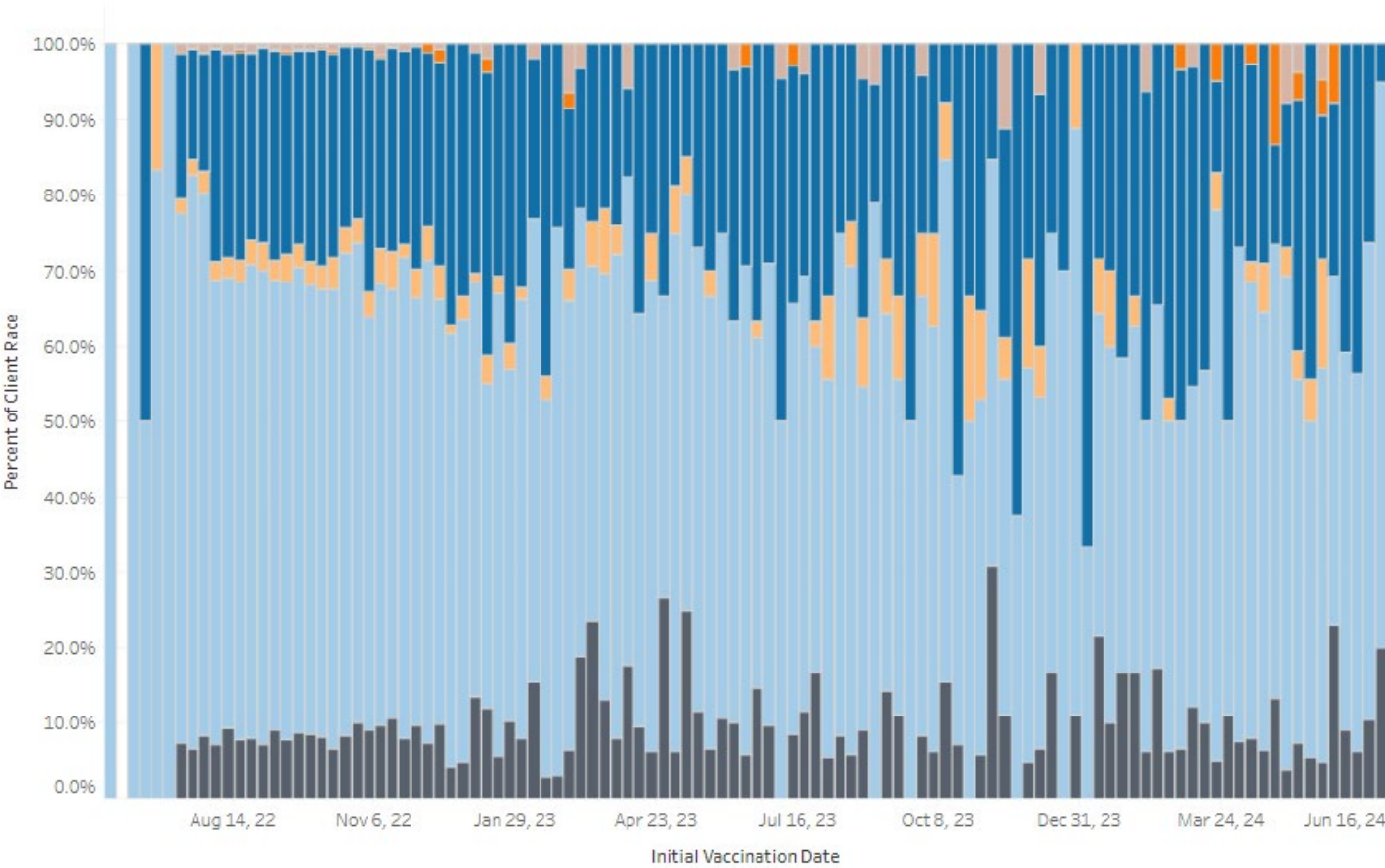
Doses Administered by Dose Number  
Previous 6 Months: January 2024-June 2024



- Race Categories
- American Indian/Alaska Native
  - Native Hawaiian/Other Pacific Islander
  - Black/African-American
  - Asian
  - White
  - Missing/Unknown

### Race Demographic Data Over Time

Use this dashboard to observe the trends in client race over time



## NC DEPARTMENT OF HEALTH AND HUMAN SERVICES

### Total Doses Administered by County

Alamance	41
Beaufort	28
Bertie	5
Brunswick	16
Buncombe	2,638
Cabarrus	93
Camden	8
Carteret	33
Catawba	199
Chatham	17
Cherokee	3
Cleveland	12
Columbus	10
Cumberland	411
Currituck	5
Dare	40
Davidson	38
Duplin	8
Durham	3,681
Edgecombe	33
Forsyth	1,542
Gaston	196
Granville	13
Guilford	1,168
Halifax	6
Harnett	14
Haywood	41
Henderson	183
Hertford	32
Jackson	4
Johnston	1
Lenoir	1
Mecklenburg	9,426
Moore	55
New Hanover	801
Onslow	96
Orange	806
Pasquotank	31
Pender	12
Pitt	490
Randolph	28
Robeson	1
Rowan	109
Sampson	6
Stanly	13
Union	61
Vance	25
Wake	4,675
Watauga	63
Wilkes	16
Wilson	121

*\*Based on data available in the North Carolina Immunization Registry as of 6/27/2024.*