



Multisector Plan for Aging Kick-off

June 5, 2023

Welcome and Opening Remarks

Joyce Massey-Smith, DAAS

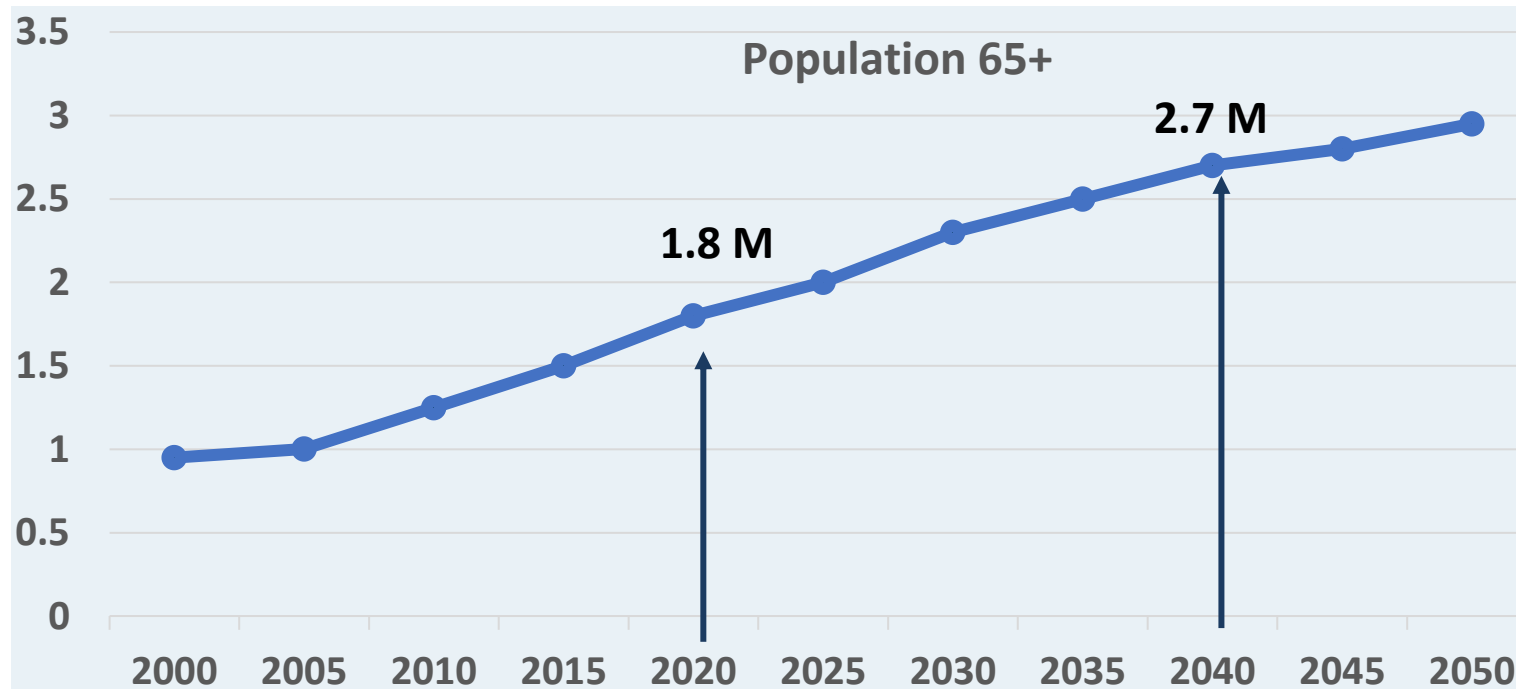


NC's Aging Population: Trends, Challenges and Opportunities

Mary Bethel, NCCOA/GAC



NC is Aging



↑ 52%

- U.S. Census Bureau, American Community Survey 2020, one-year experimental data estimates. Table XK20014: Population by Age. 2020 ACS 1-Year Experimental Data Tables www.census.gov



2020



1 in 6 are 65+

<https://www.ncdhs.gov/media/14887/open>



2028



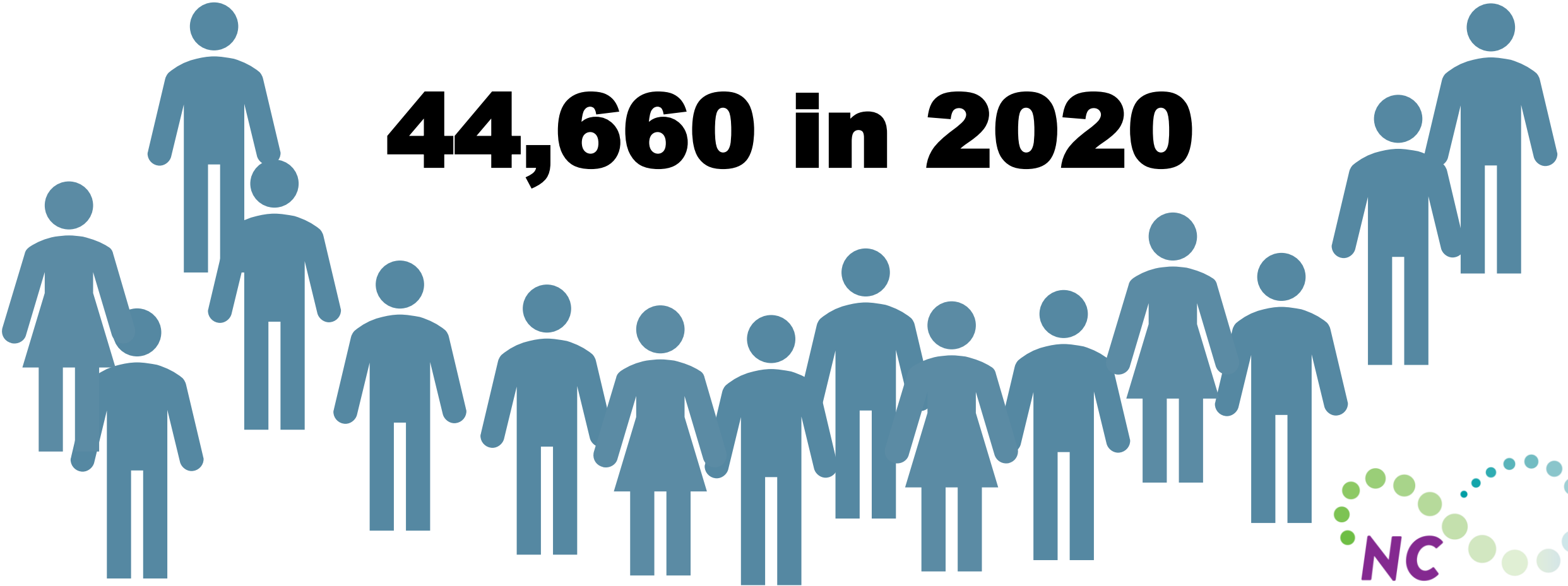
1 in 5 will be 65+

<https://www.ncdhhs.gov/media/14887/open>



Migration 60+

44,660 in 2020



National Rankings

9th in total
population

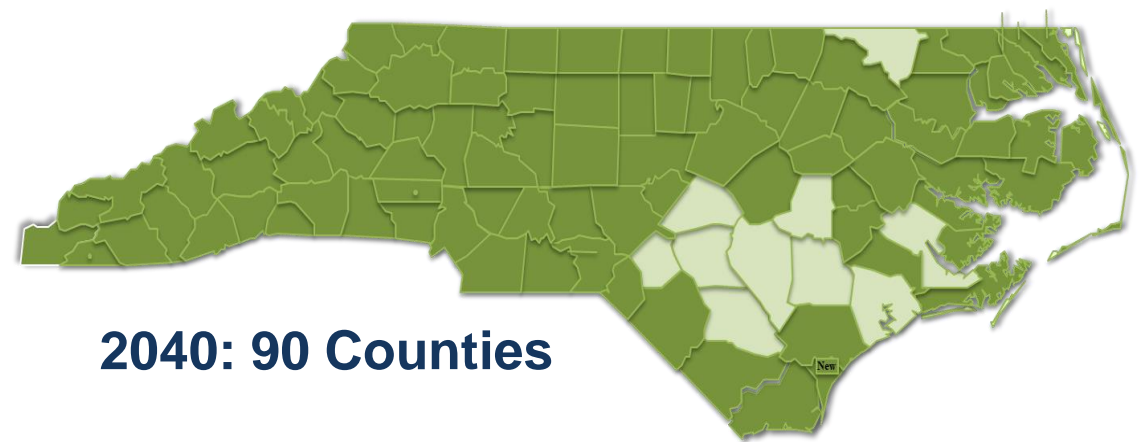
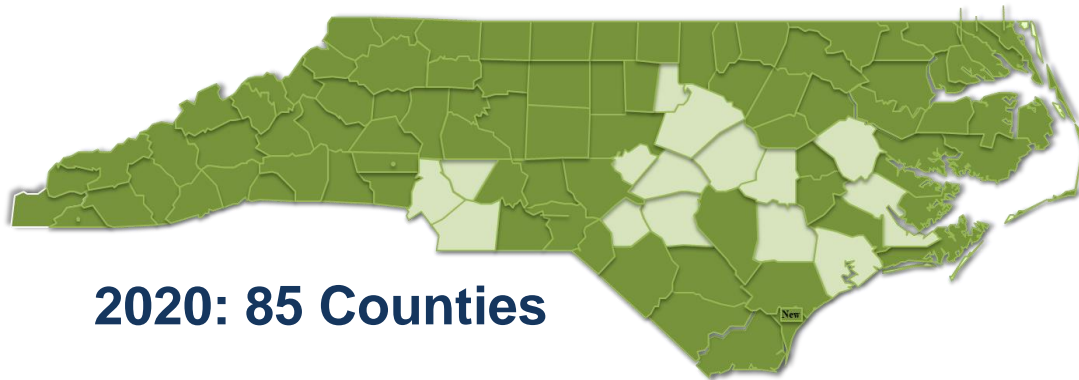
8th in
population
65+



Profile of Aging in NC



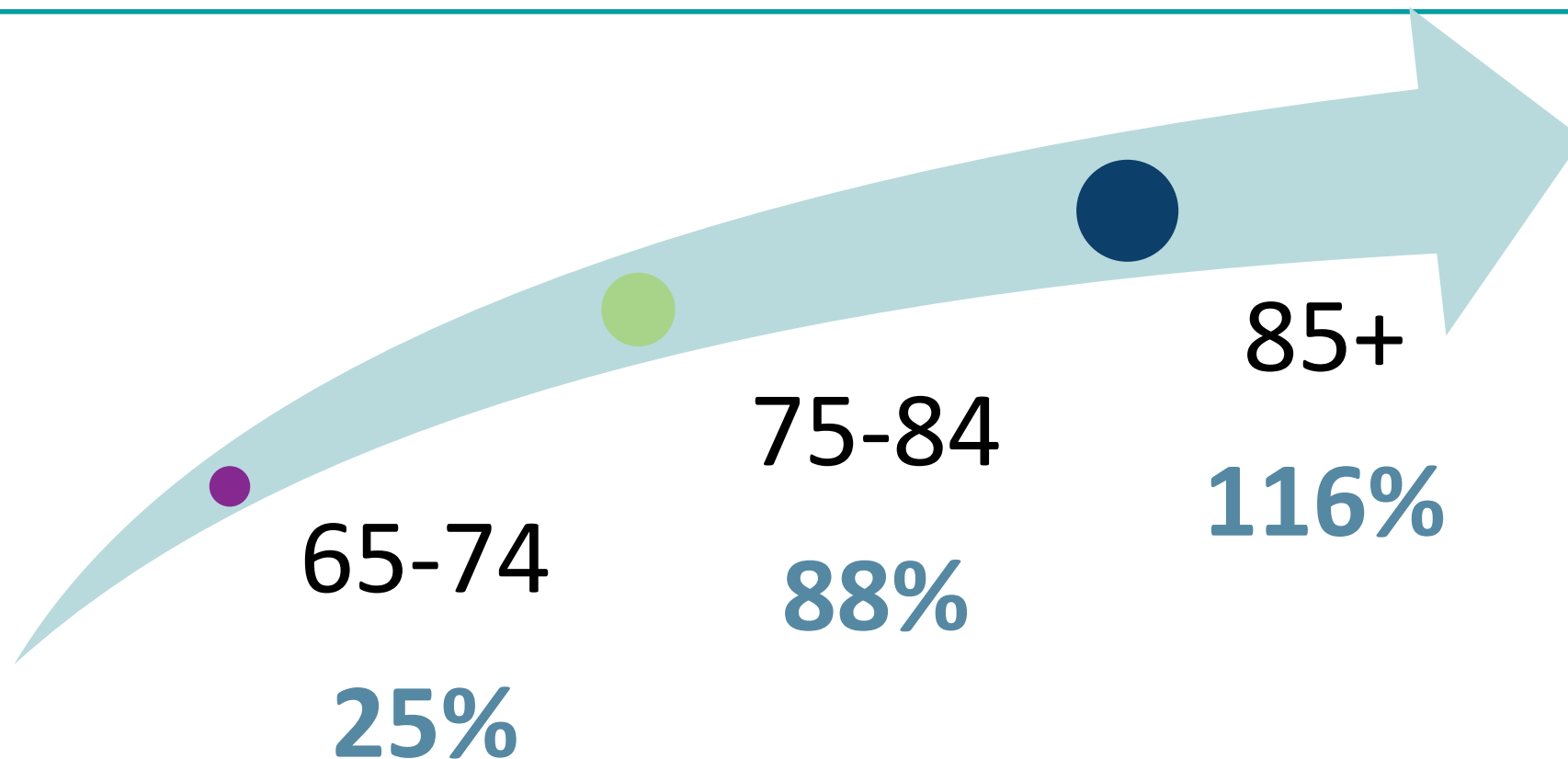
Counties with more people ages 60+ than 0-17



Source: NC Office of State Budget and Management, Standard Population Estimates, Vintage 2020; Population Projections, Vintage 2040
<https://www.osbm.nc.gov/facts-figures/population-demographics>



Projected Population Growth



<https://www.ncdhhs.gov/media/14887/open>



Race and Ethnicity, 65+ (2020)

	NC	US
White	79%	81%
Black or African American	17%	9%
American Indian and Alaska Native	1%	1%
Asian	2%	5%
Some other race	1%	3%
Two or more races	1%	2%
Hispanic or Latino origin (of any race)	2%	8%

<https://www.ncdhhs.gov/media/14887/open>



Social and Economic Characteristics, 65+ (2020)

	NC	US
Lives alone	27%	26%
Is a veteran	18%	17%
Speaks English less than “very well”	2%	9%
Has a disability	35%	34%
Has less than high school education	15%	15%
Has high school, GED/alternative education	30%	32%
In labor force	17%	18%
Income is below poverty level	9%	9%
Income is 100%-199% of poverty level	22%	18%

<https://www.ncdhhs.gov/media/14887/open>




Types of Disability, 65+ (2020)

Disability	% Living With
Ambulatory	22%
Independent living	14%
Hearing	14%
Cognitive	9%
Self-care	7%
Vision	7%

<https://www.ncdhhs.gov/media/14887/open>



Sources of Income, 65+



Source: U. S. Census Bureau, American Community Survey 2021, 5-year estimates. Table S0103: Population 65 and over, <https://data.census.gov/cedsci/>



Grandparents Raising Grandchildren Under 18 Years

45% are 60+; of these:

59% are women

61% are white

30% are black or African American

31% have disability

38% are in labor force

19% live below poverty

Source: U.S. Census Bureau, American Community Survey 2021, 5-year estimates. Table S1002: Grandparents, <https://data.census.gov/cedsci/>



BRFSS Survey Responses of NC Caregivers, 65+

48% managed care recipient's personal care
75% managed personal tasks

79% of care recipients were 65+

17% provided care to parent/parent-in-law
14% to child/grandchild
38% to spouse (include in-law)
17% to grandparent/other relative
14% to non-relative

Source: NC State Center for Health Statistics, BRFSS, NC Caregiver Survey, 2021 According to the Behavioral Risk Factor Surveillance System (BRFSS), NC Caregiver Survey Results 2021



Introduction to Executive Order 280

Kristen Guillory, Office of Governor Roy Cooper



Executive Order 280: NC's Commitment to Building an Age Friendly State



<https://governor.nc.gov/executive-order-no-280/open>




Recognition and Commitment of Cabinet Agencies

Mary Penny Kelley, Hometown Strong



Recognition and Commitment of Cabinet Agencies



Federal Funding to Enhance Mobility of Older Adults via Transportation Infrastructure

FY23 in
NC
(BIL, IIJA)

- \$4.4M to Governor for rural (pop. <50,000)
- \$2.3M to Governor for urban (pop. 50,000 – 199,999)
- \$4.3M to urban governments (pop. 200,000+)



Funding Projects

Buses and vans

Wheelchair lifts,
ramps

Transit-related
information
technology
systems

Mobility
management
programs

Acquisition of
transportation
services



Exploring NC's Age-Friendly Designation

Lisa Riegel, NC AARP



Livable Community

*A livable community is one that is **safe** and **secure**, has affordable and appropriate **housing** and **transportation options**, and offers **supportive community features** and services. Once in place, those resources **enhance personal independence**; allow residents to **age in place**; and **foster residents' engagement** in the community's civic, economic, and social life.*

Domains of Livability

Outdoor Spaces
Buildings

Transportation

Communication
Information

Civic Participation
Employment

Respect
Social Inclusion

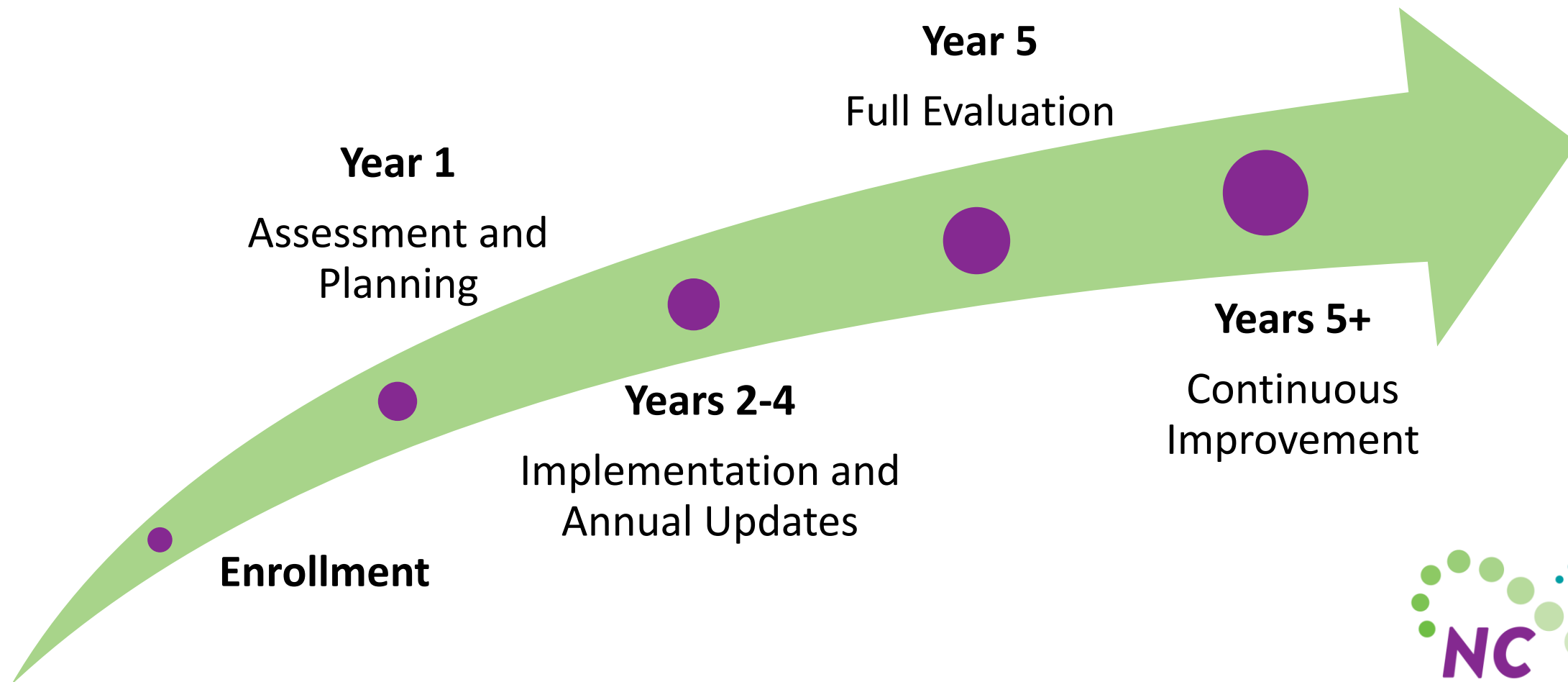
Health
Community
Supports

Social Participation

Housing



Developing an Age-Friendly State



Enrolled States and Territories

State/Territory Lead		Date Enrolled
NY	Governor's Office, Health, Aging, State	8/2017
MA	Executive Office/Elder Affairs	1/2018
CO	Local Affairs	8/2018
FL	Elder Affairs	4/2019
USVI	Governor's Office: Initiative of First Lady	4/2019
MI	Health and Human Services: Aging & Adult Services	10/2019
ME	Health and Human Services: Aging and Disability Services	10/2019
CA	California Master Plan on Aging	3/2021
NJ	Human Services: Division of Aging	4/2021
MN	Human Services	1/2022

NC
DHHS
5/2/23
#10!!!



NC Age-Friendly Enrollments

Matthews

Orange Co

Mecklenburg
Co

Wake Co

Buncombe
Co

Forsyth Co

Durham Co

Durham

Archdale

Lenoir Co

Mount Airy

Jamestown

Leland

Cary!



Overview of the MPA

Rebecca Freeman, DAAS



Learning Collaborative Opportunity

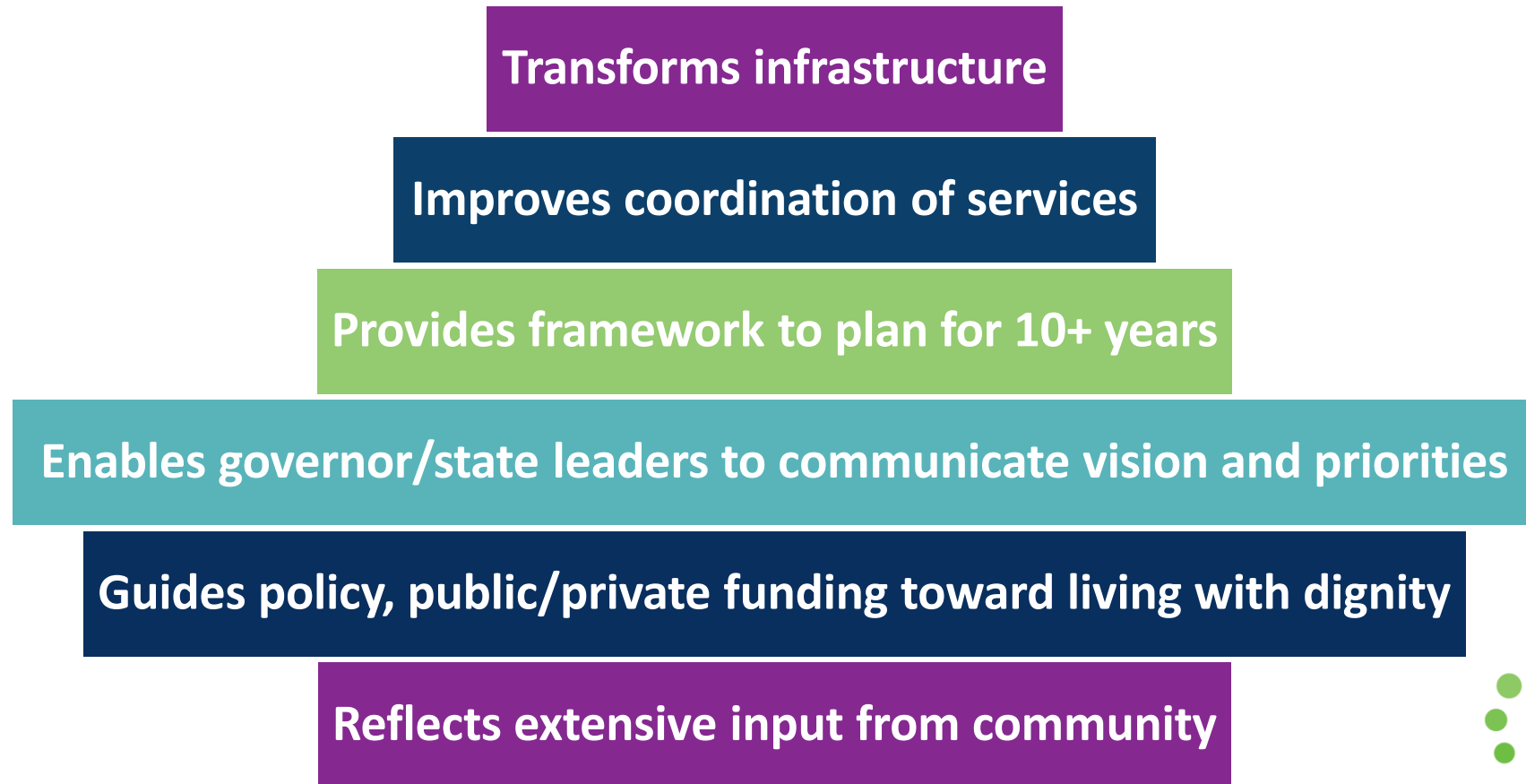


Definition of Multisector Plan for Aging

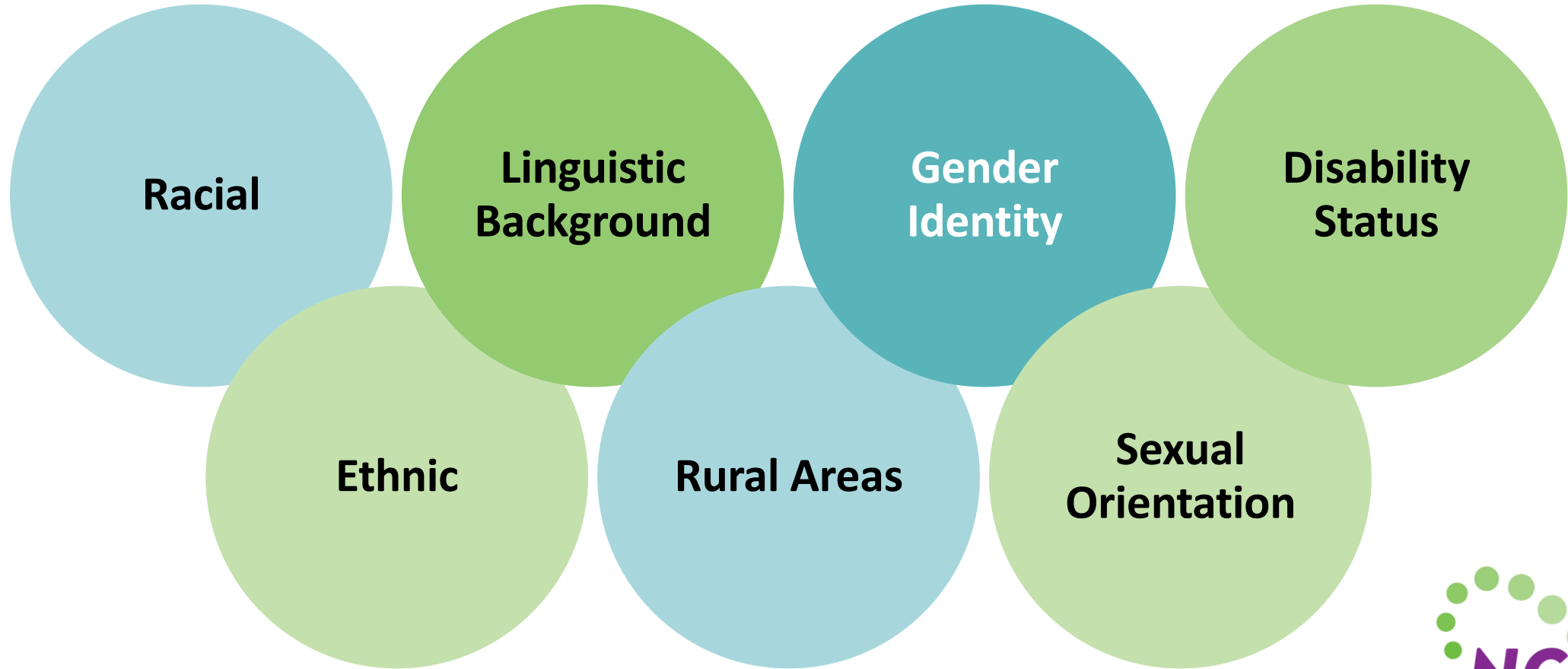
A ***cross-sector, state-led strategic planning resource*** that can help states transform the infrastructure and coordination of services for their rapidly aging population, as well as people with disabilities.



What Does a Multisector Plan for Aging Do?



Equity is Baked Into the Process



The Many Facets of Aging

Joyce Massey-Smith, DAAS



Overview

NC is Aging

Executive 280

Age-Friendly Designation

Multisector Plan for Aging



Activity

Health

Financial Security

Companionship

Housing/Transportation/Walkability

Safety and Security

Caregiving



Synergies with Existing Efforts

Sabrena Lea, NC Medicaid



Builds Upon On Existing Age and Disability Related Initiatives

Elevates common goals

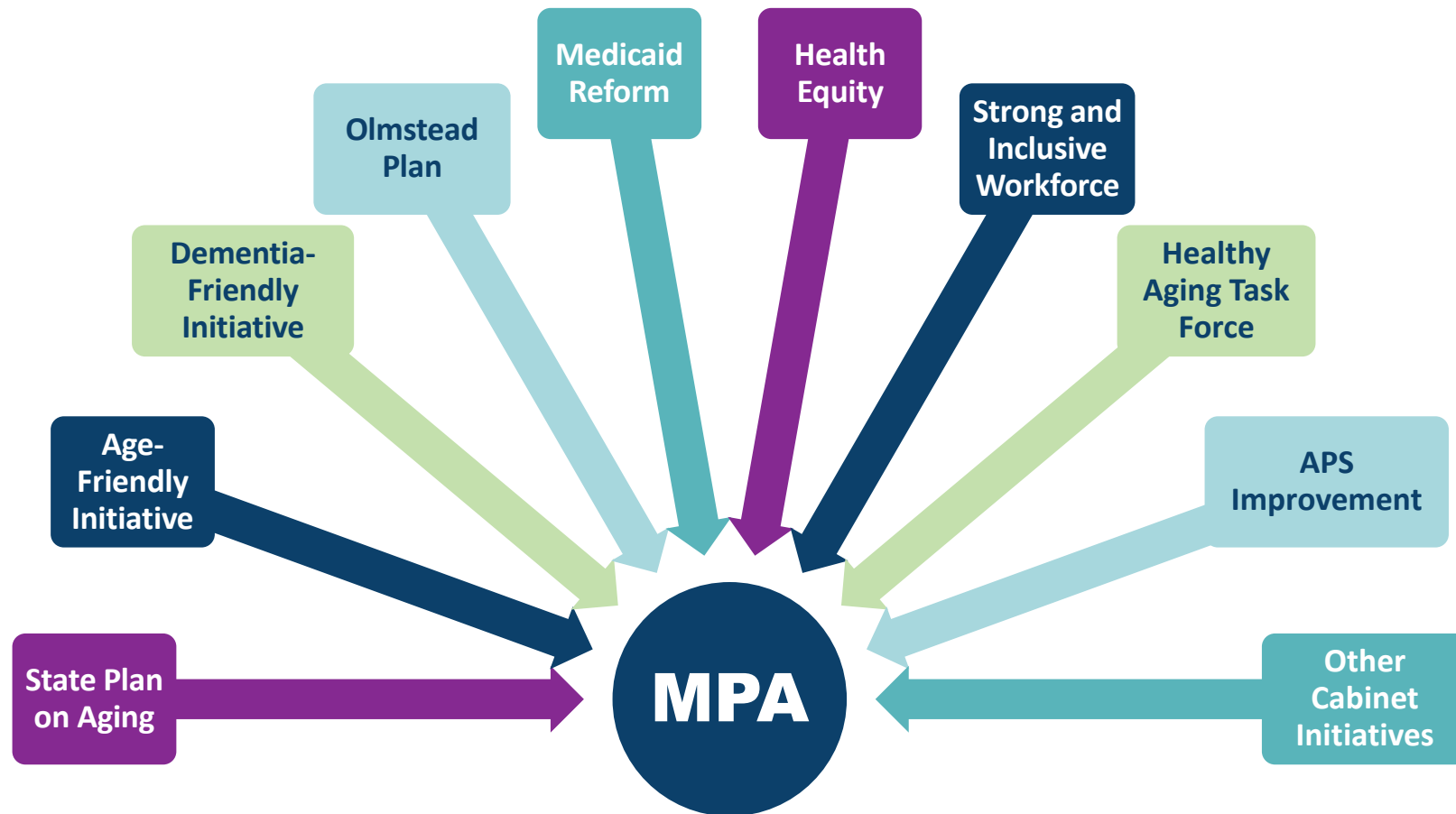
Reduces duplication

Streamlines efforts

Strengthens rather than replaces!



Existing Initiatives



Unveiling NC's MPA Initiative

Divya Venkataganesan, NC DAAS



NC's Multisector Plan for Aging



Branding NC's MPA



Domains

North Carolinians will live in communities, neighborhoods, and homes that support thriving for all stages and ages.



Housing,
Homelessness, and
Universal Design

Transportation and
Accessibility

Community Safety
and Protection

Social Connection
and Inclusion

Food Security and
Nutrition

Environmental
Sustainability

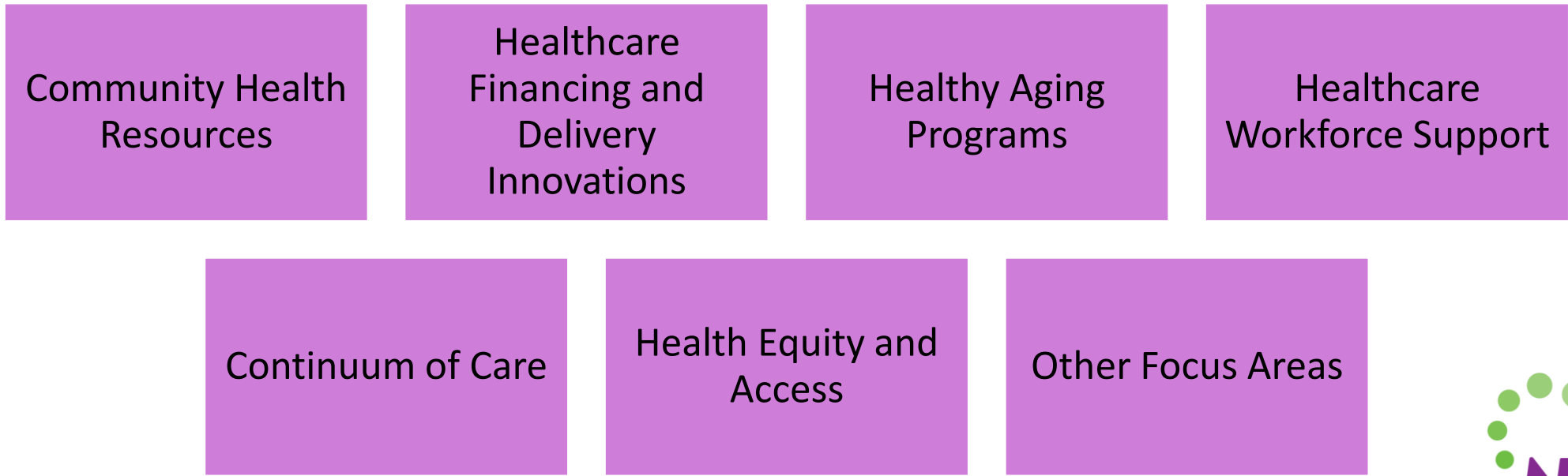
Other Focus Areas



Domains



North Carolinians will have access to person-centered services and support that optimize their life-expectancy and health quality.



Domains

North Carolinians will have access to services and resources that will enable them to stay in their homes and communities as they age and will support their families in their efforts to provide care when needed.

Service Options and
Payment Models

Adaptive and Assistive
Technology

Caregiver Support

Addressing Needs of
Persons with Dementia

Expansion of Public &
Private Resources

Support for Persons
with Special Challenges

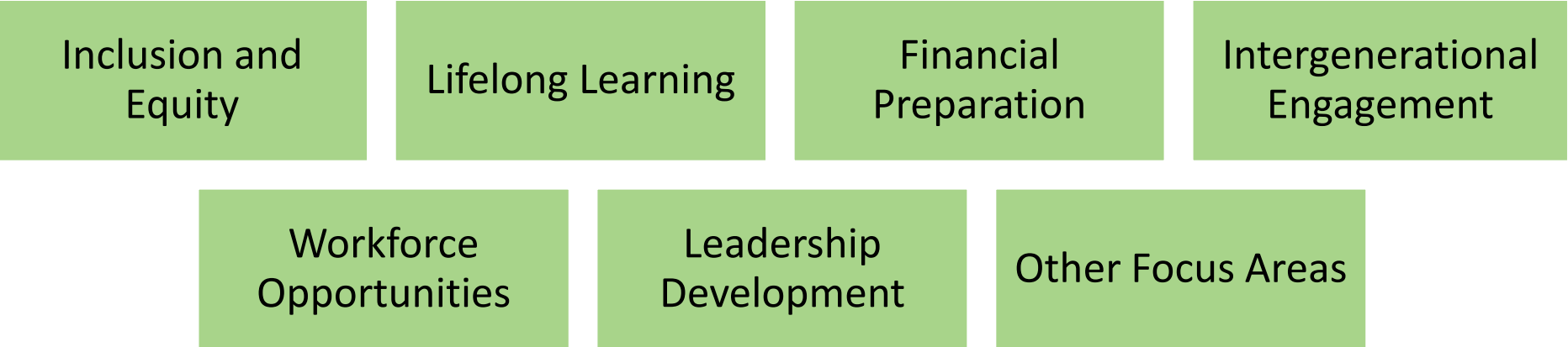
Supporting Older
Adults and
Their Families





Domains

North Carolinians will have the means to effectively strategize for their later stages of life, ensuring sufficient and sustainable financial provisions, fostering avenues for personal growth and advancement, and actively contributing their knowledge and expertise to the betterment of their communities.



Establishing Governance, Engaging Stakeholders, and Soliciting Public Input

Heather Burkhardt, NCCOA

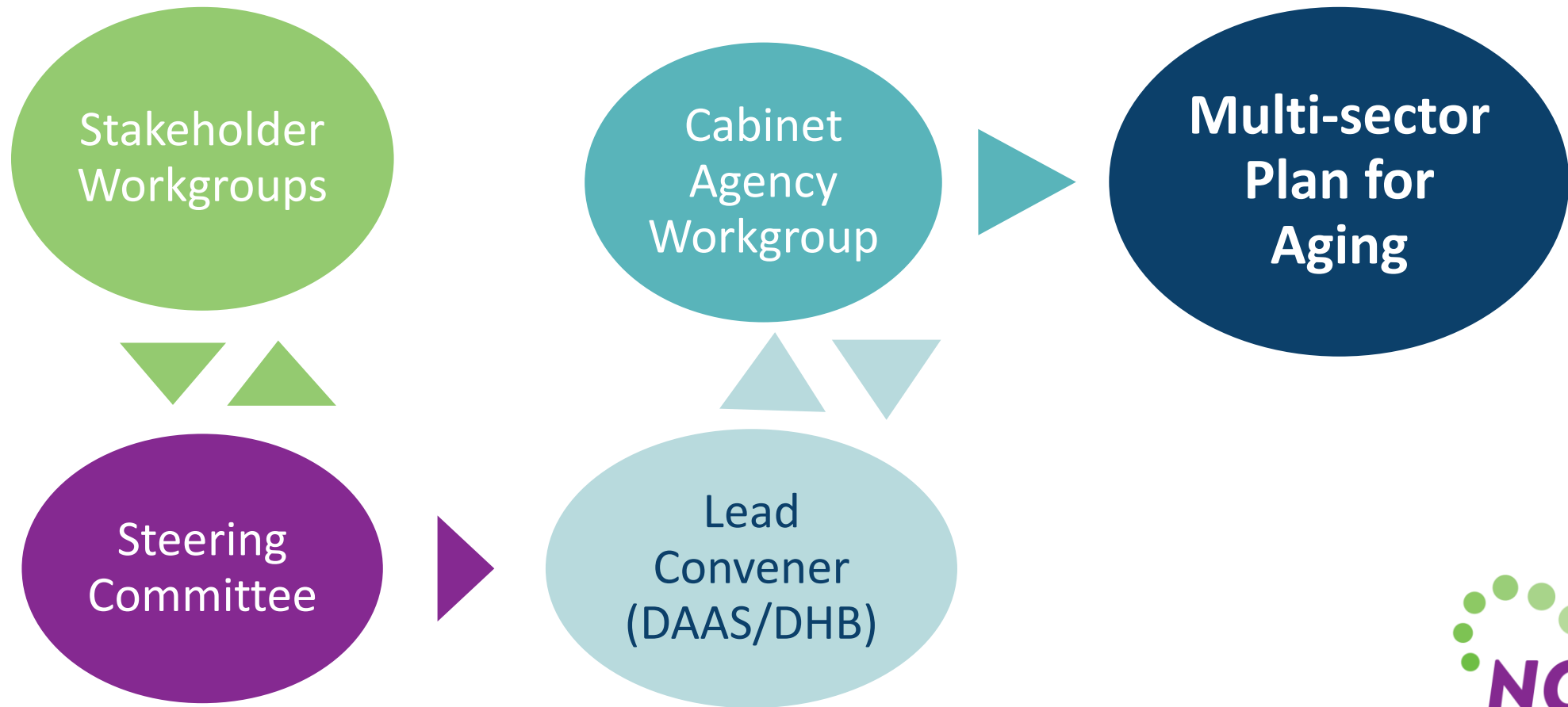


Steering Committee

Joyce Massey-Smith	Wrenia Bratts-Brown
Mary Bethel	Mary Penny Kelley
Rebecca Freeman	Lisa Riegel
Divya Venkataganesan	Heather Burkhardt
Sabrena Lea	Ed Rosenberg



Multisector Plan for Aging Team



Stakeholders with Interest In Improving the Aging Experience



Join a Stakeholder Workgroup!

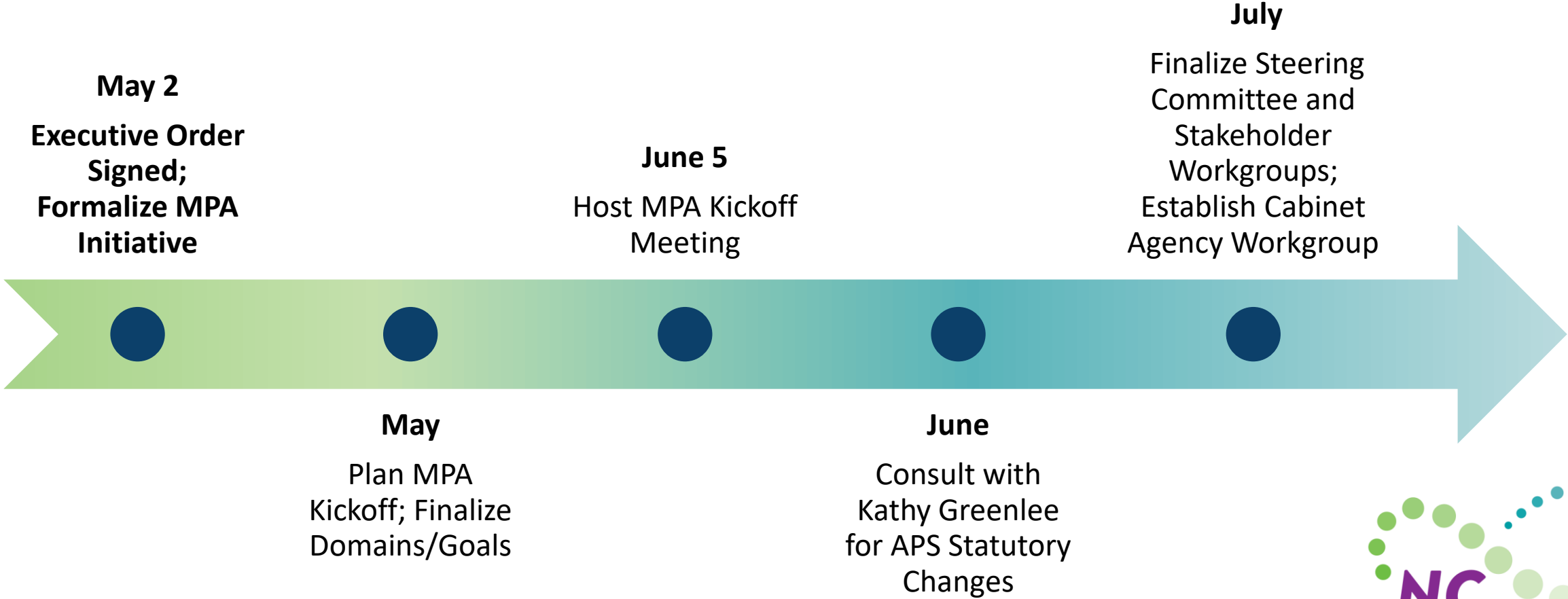


Timeline and Next Steps

Ed Rosenberg, GAC



Timeline and Next Steps



Timeline and Next Steps

July

Launch Public Information Campaign; Initiate National Core Indicators Survey Process

August 27-30

Hold MPA Session During SE4A Conference

July to December

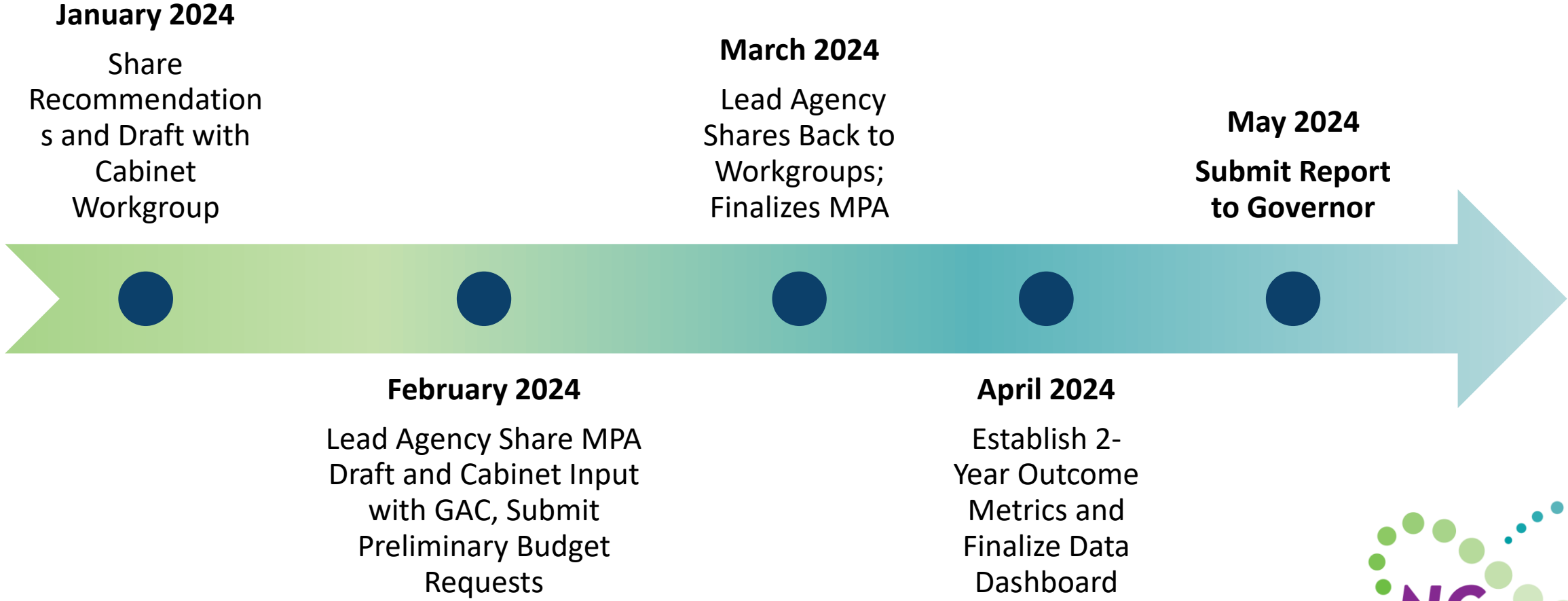
Convene Stakeholder Workgroups to Develop Recommendations

December

Steering Committee Receives Workgroups' Recommendations; Begin Drafting MPA



Timeline and Next Steps



Closing Remarks

Joyce Massey-Smith, DAAS



A Multisector Plan for Aging Benefits Us All

