



# Multisector Plan for Aging Kick-off

---

June 5, 2023

# Welcome and Opening Remarks

Joyce Massey-Smith, DAAS

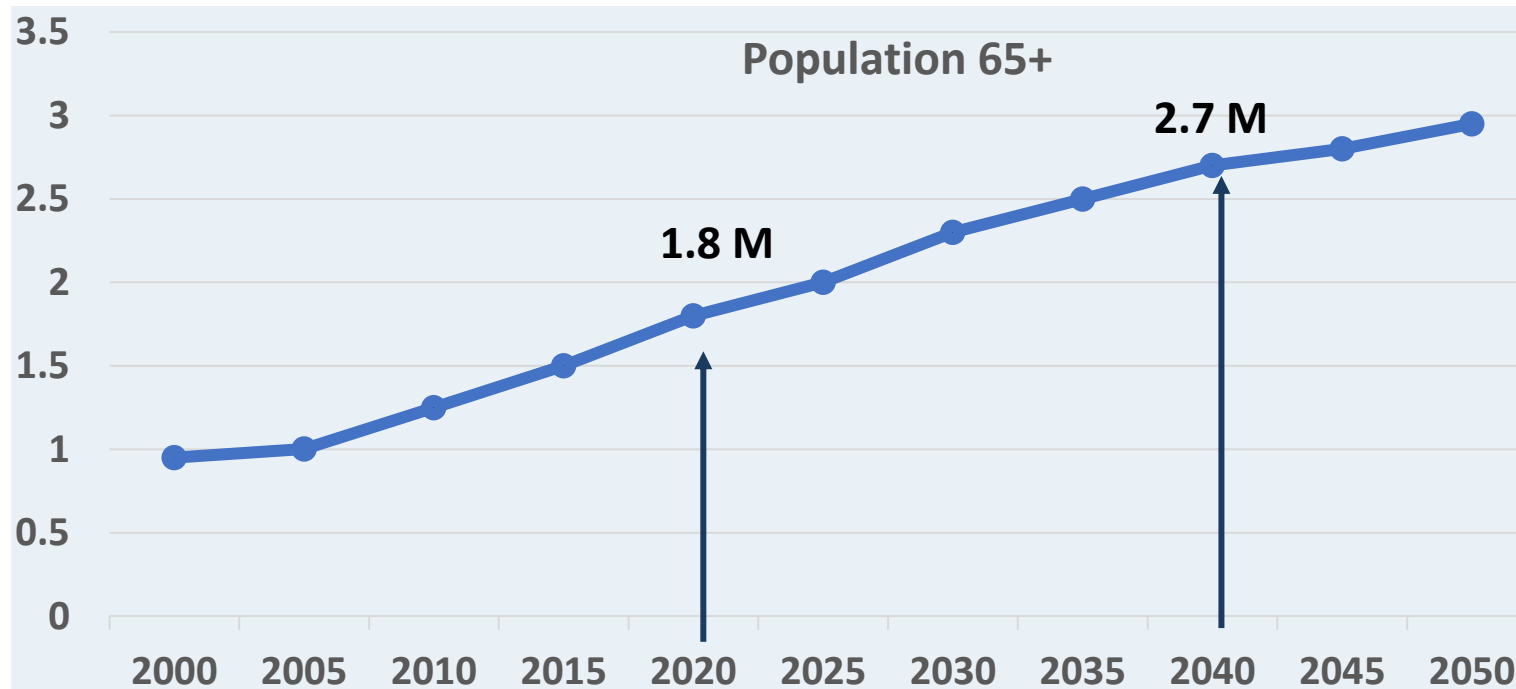


# NC's Aging Population: Trends, Challenges and Opportunities

Mary Bethel, NCCOA/GAC



# NC is Aging



↑ 52%

- U.S. Census Bureau, American Community Survey 2020, one-year experimental data estimates. Table XK20014: Population by Age. 2020 ACS 1-Year Experimental Data Tables [www.census.gov](http://www.census.gov)



# 2020



**1 in 6 are 65+**

<https://www.ncdhs.gov/media/14887/open>



# 2028



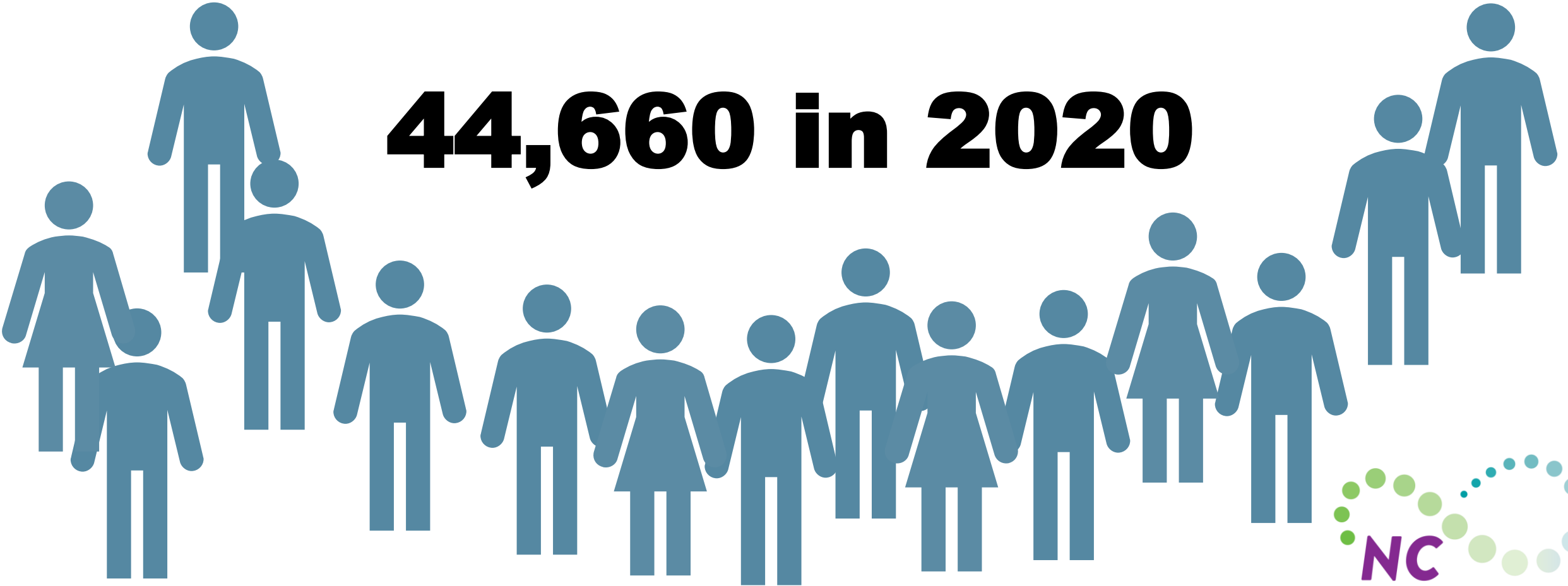
**1 in 5 will be 65+**

<https://www.ncdhhs.gov/media/14887/open>



# Migration 60+

**44,660 in 2020**



# National Rankings

---

9<sup>th</sup> in total  
population

8<sup>th</sup> in  
population  
65+

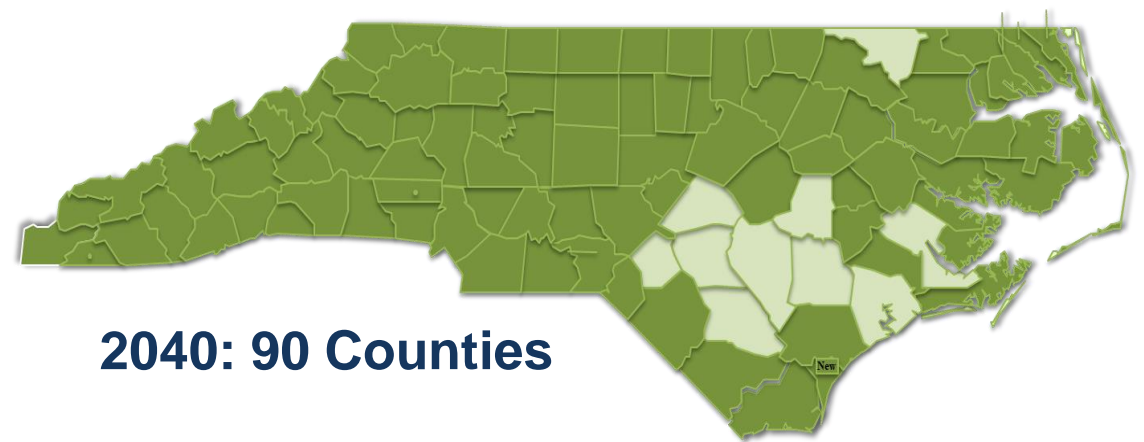
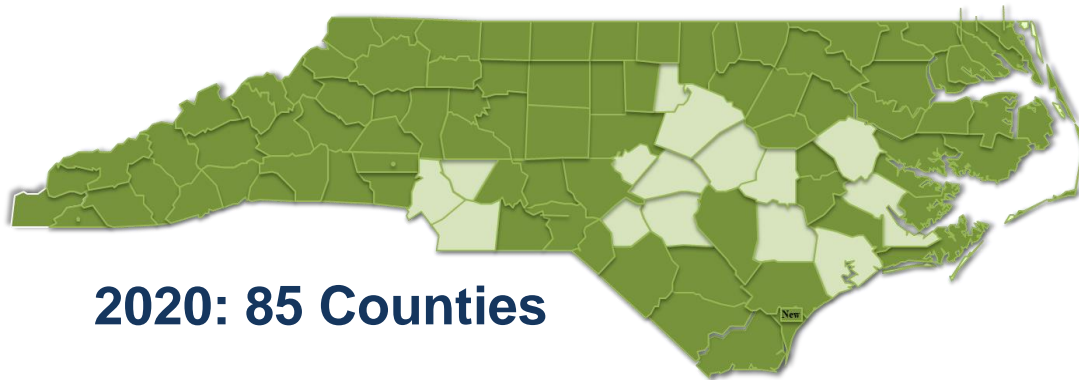




# Profile of Aging in NC



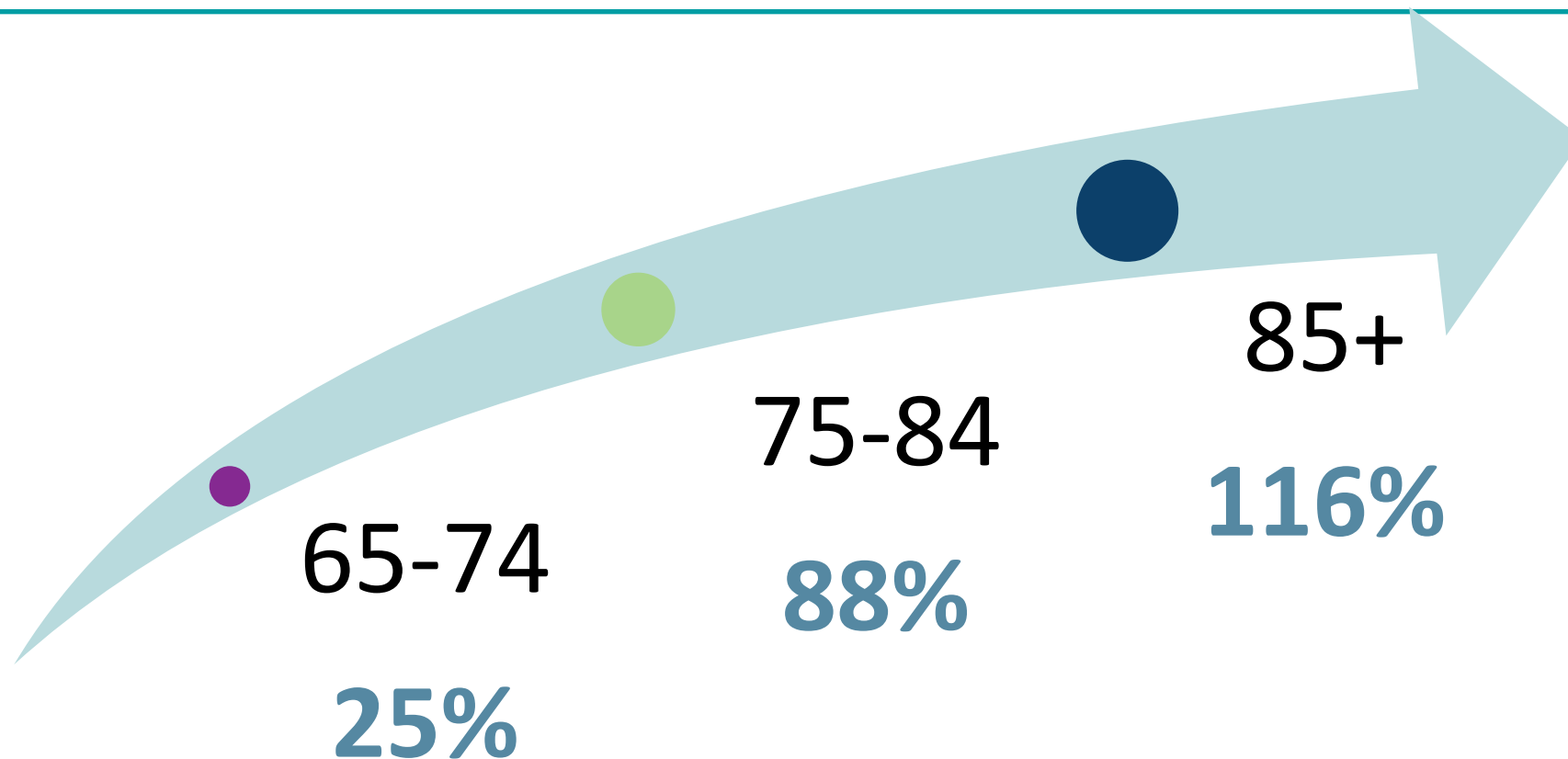
Counties with more people ages 60+ than 0-17



Source: NC Office of State Budget and Management, Standard Population Estimates, Vintage 2020; Population Projections, Vintage 2040  
<https://www.osbm.nc.gov/facts-figures/population-demographics>



# Projected Population Growth



<https://www.ncdhhs.gov/media/14887/open>



# Race and Ethnicity, 65+ (2020)

	NC	US
White	79%	81%
Black or African American	17%	9%
American Indian and Alaska Native	1%	1%
Asian	2%	5%
Some other race	1%	3%
Two or more races	1%	2%
Hispanic or Latino origin (of any race)	2%	8%

<https://www.ncdhhs.gov/media/14887/open>



# Social and Economic Characteristics, 65+ (2020)

	NC	US
Lives alone	27%	26%
Is a veteran	18%	17%
Speaks English less than “very well”	2%	9%
Has a disability	35%	34%
Has less than high school education	15%	15%
Has high school, GED/alternative education	30%	32%
In labor force	17%	18%
Income is below poverty level	9%	9%
Income is 100%-199% of poverty level	22%	18%

<https://www.ncdhhs.gov/media/14887/open>




# Types of Disability, 65+ (2020)

Disability	% Living With
Ambulatory	22%
Independent living	14%
Hearing	14%
Cognitive	9%
Self-care	7%
Vision	7%

<https://www.ncdhhs.gov/media/14887/open>



# Sources of Income, 65+



Source: U. S. Census Bureau, American Community Survey 2021, 5-year estimates. Table S0103: Population 65 and over, <https://data.census.gov/cedsci/>



# Grandparents Raising Grandchildren Under 18 Years

45% are 60+; of these:

59% are women

61% are white

30% are black or African American

31% have disability

38% are in labor force

19% live below poverty

Source: U.S. Census Bureau, American Community Survey 2021, 5-year estimates. Table S1002: Grandparents, <https://data.census.gov/cedsci/>



# BRFSS Survey Responses of NC Caregivers, 65+

48% managed care recipient's personal care  
75% managed personal tasks

79% of care recipients were 65+

17% provided care to parent/parent-in-law  
14% to child/grandchild  
38% to spouse (include in-law)  
17% to grandparent/other relative  
14% to non-relative

Source: NC State Center for Health Statistics, BRFSS, NC Caregiver Survey, 2021 According to the Behavioral Risk Factor Surveillance System (BRFSS), NC Caregiver Survey Results 2021





# Introduction to Executive Order 280

Kristen Guillory, Office of Governor Roy Cooper



# Executive Order 280: NC's Commitment to Building an Age Friendly State



<https://governor.nc.gov/executive-order-no-280/open>




# Recognition and Commitment of Cabinet Agencies

Mary Penny Kelley, Hometown Strong



# Recognition and Commitment of Cabinet Agencies



# Federal Funding to Enhance Mobility of Older Adults via Transportation Infrastructure

FY23 in  
NC  
(BIL, IIJA)

- \$4.4M to Governor for rural (pop. <50,000)
- \$2.3M to Governor for urban (pop. 50,000 – 199,999)
- \$4.3M to urban governments (pop. 200,000+)



# Funding Projects

---

Buses and vans

Wheelchair lifts,  
ramps

Transit-related  
information  
technology  
systems

Mobility  
management  
programs

Acquisition of  
transportation  
services



# Exploring NC's Age-Friendly Designation

Lisa Riegel, NC AARP



# Livable Community

*A livable community is one that is **safe** and **secure**, has affordable and appropriate **housing** and **transportation options**, and offers **supportive community features** and services. Once in place, those resources **enhance personal independence**; allow residents to **age in place**; and **foster residents' engagement** in the community's civic, economic, and social life.*



# Domains of Livability

Outdoor Spaces  
Buildings

Transportation

Communication  
Information

Civic Participation  
Employment

Respect  
Social Inclusion

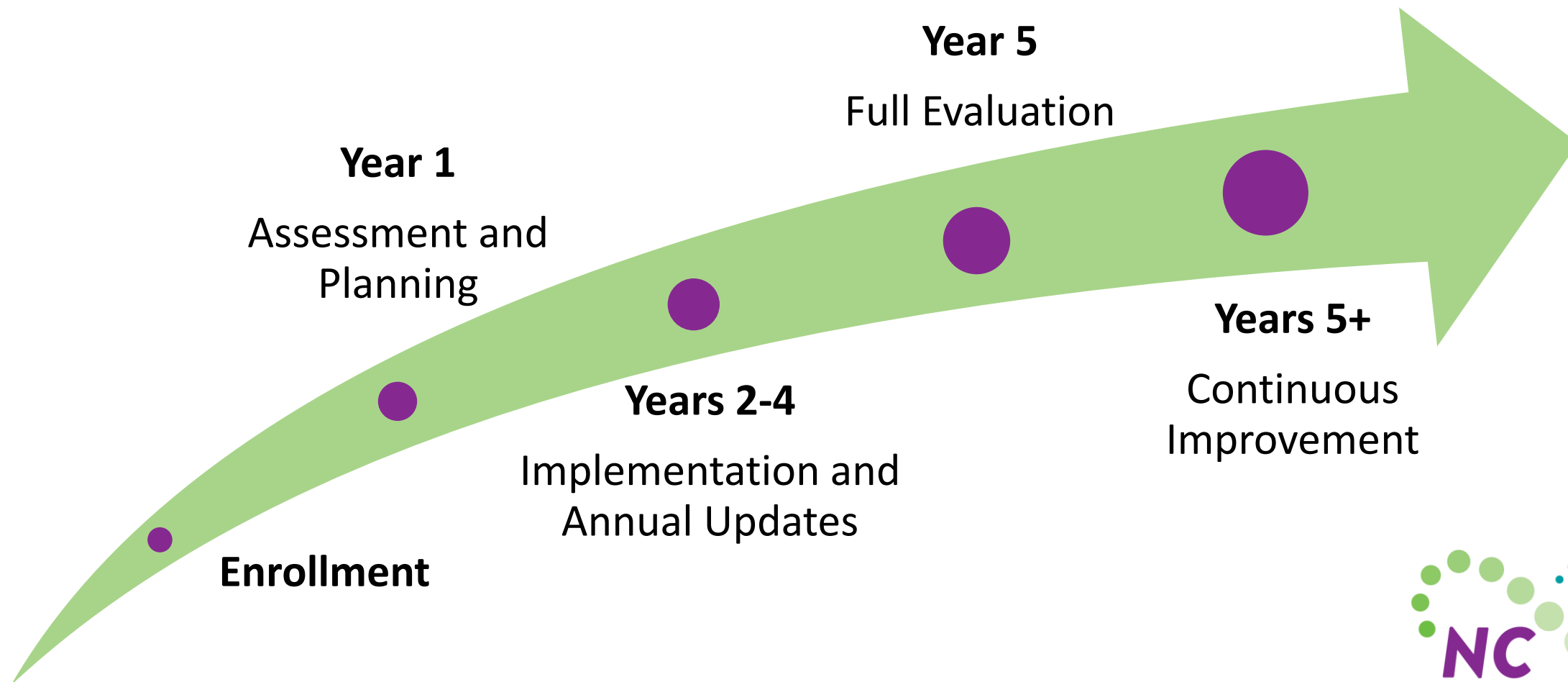
Health  
Community  
Supports

Social Participation

Housing



# Developing an Age-Friendly State



# Enrolled States and Territories

State/Territory Lead		Date Enrolled
NY	Governor's Office, Health, Aging, State	8/2017
MA	Executive Office/Elder Affairs	1/2018
CO	Local Affairs	8/2018
FL	Elder Affairs	4/2019
USVI	Governor's Office: Initiative of First Lady	4/2019
MI	Health and Human Services: Aging & Adult Services	10/2019
ME	Health and Human Services: Aging and Disability Services	10/2019
CA	California Master Plan on Aging	3/2021
NJ	Human Services: Division of Aging	4/2021
MN	Human Services	1/2022

NC  
DHHS  
5/2/23  
#10!!!



# NC Age-Friendly Enrollments

Matthews

Orange Co

Mecklenburg  
Co

Wake Co

Buncombe  
Co

Forsyth Co

Durham Co

Durham

Archdale

Lenoir Co

Mount Airy

Jamestown

Leland

**Cary!**



# Overview of the MPA

Rebecca Freeman, DAAS



# Learning Collaborative Opportunity

---



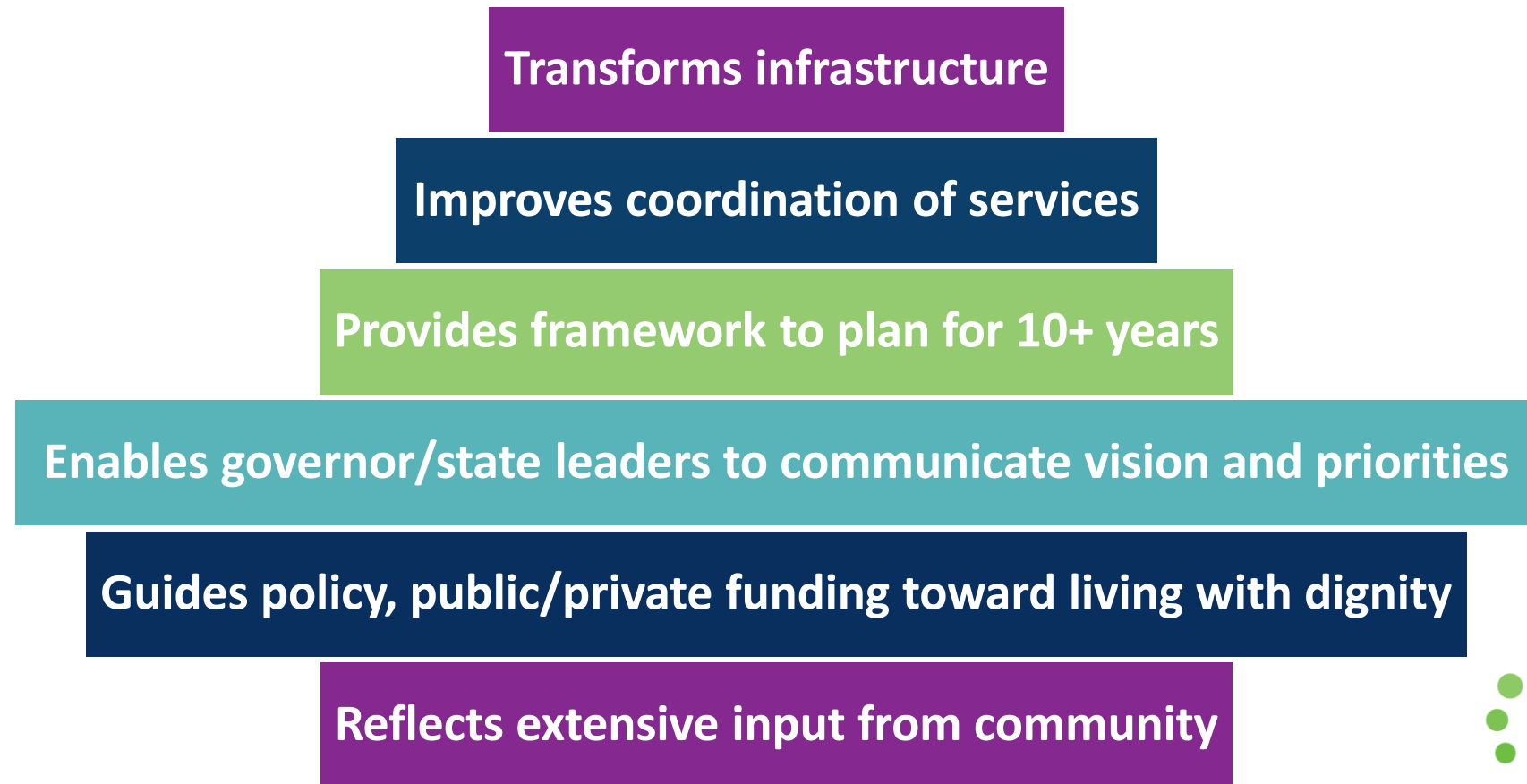
# Definition of Multisector Plan for Aging

---

A ***cross-sector, state-led strategic planning resource*** that can help states transform the infrastructure and coordination of services for their rapidly aging population, as well as people with disabilities.

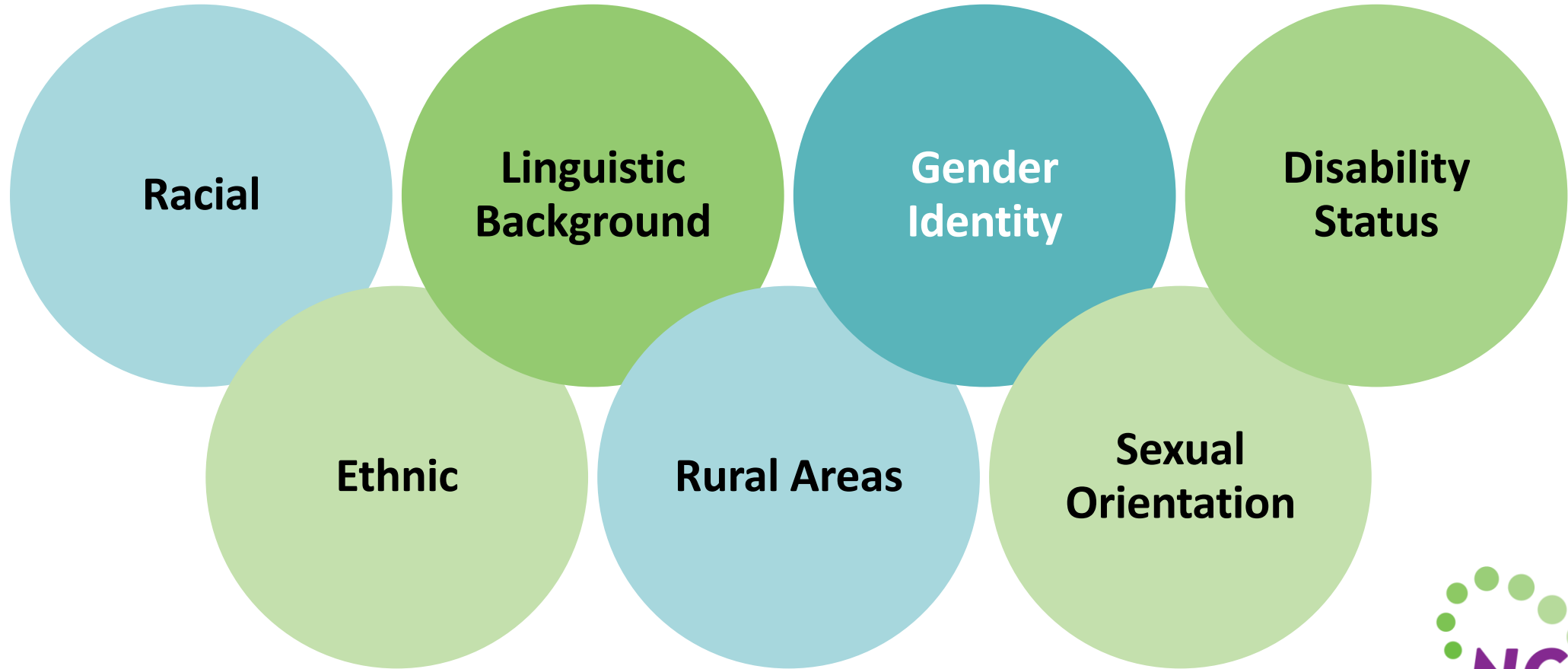


# What Does a Multisector Plan for Aging Do?





# Equity is Baked Into the Process



# The Many Facets of Aging

Joyce Massey-Smith, DAAS



# Overview

NC is Aging

Executive 280

Age-Friendly Designation

Multisector Plan for Aging



# Activity

---

Health

Financial Security

Companionship

Housing/Transportation/Walkability

Safety and Security

Caregiving



# Synergies with Existing Efforts

Sabrena Lea, NC Medicaid



# Builds Upon On Existing Age and Disability Related Initiatives

---

**Elevates common goals**

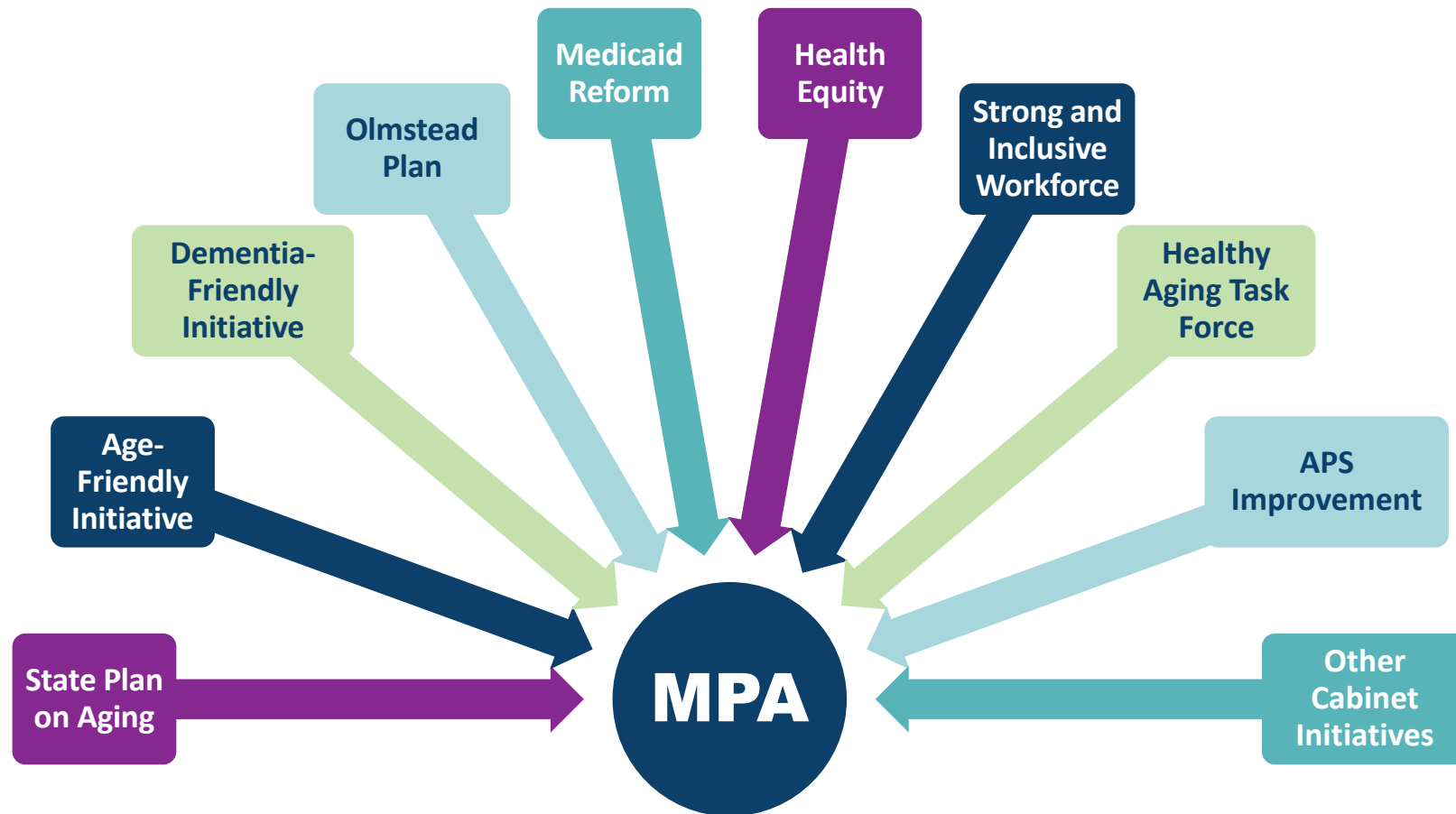
**Reduces duplication**

**Streamlines efforts**

***Strengthens rather than replaces!***



# Existing Initiatives



# Unveiling NC's MPA Initiative

Divya Venkataganesan, NC DAAS





# NC's Multisector Plan for Aging



# Branding NC's MPA



# Domains

North Carolinians will live in communities, neighborhoods, and homes that support thriving for all stages and ages.



Housing,  
Homelessness, and  
Universal Design

Transportation and  
Accessibility

Community Safety  
and Protection

Social Connection  
and Inclusion

Food Security and  
Nutrition

Environmental  
Sustainability

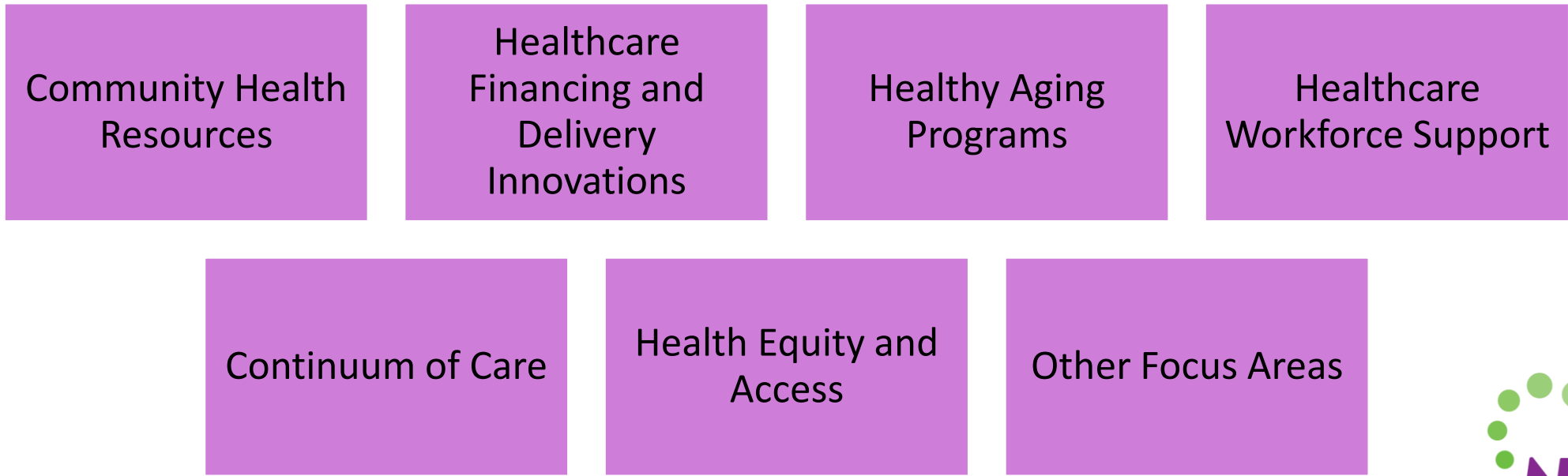
Other Focus Areas



# Domains



North Carolinians will have access to person-centered services and support that optimize their life-expectancy and health quality.





# Domains

North Carolinians will live in communities, neighborhoods, and homes that support thriving for all stages and ages.

Service Options and Payment Models

Adaptive & Assistive Technology

Caregiver Support

Addressing the Needs of Persons with Dementia

Expansion of Public & Private Resources

Support for Persons with Special Challenges



# Domains

North Carolinians will live in communities, neighborhoods, and homes that support thriving for all stages and ages.



Inclusion and  
Equity

Lifelong Learning

Financial  
Preparation

Intergenerational  
Engagement

Workforce  
Opportunities

Leadership  
Development

Other Focus  
Areas



# Establishing Governance, Engaging Stakeholders, and Soliciting Public Input

Heather Burkhardt, NCCOA



# Steering Committee

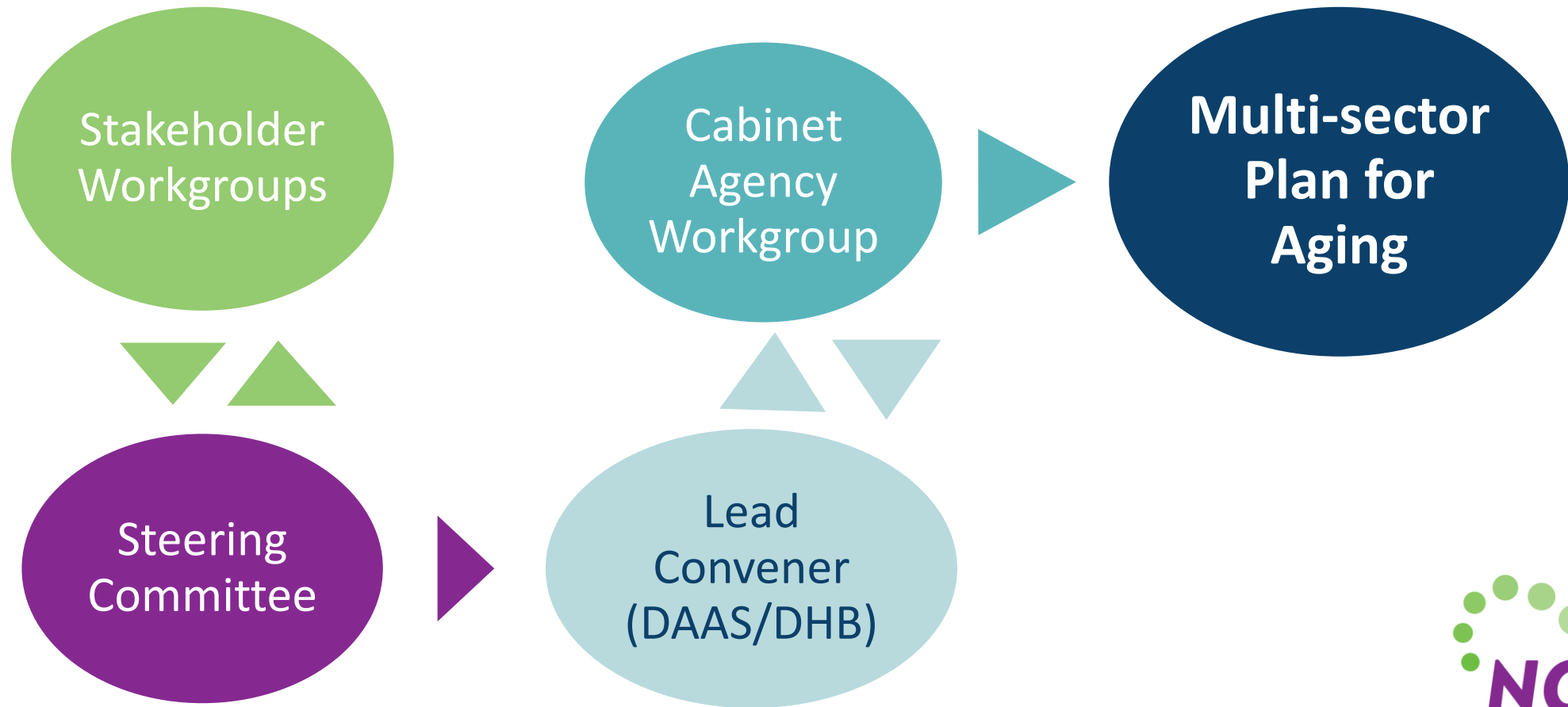
---

<b>Joyce Massey-Smith</b>	<b>Wrenia Bratts-Brown</b>
<b>Mary Bethel</b>	<b>Mary Penny Kelley</b>
<b>Rebecca Freeman</b>	<b>Lisa Riegel</b>
<b>Divya Venkataganesan</b>	<b>Heather Burkhardt</b>
<b>Sabrena Lea</b>	<b>Ed Rosenberg</b>





# Multisector Plan for Aging Team



# Stakeholders with Interest In Improving the Aging Experience



# Join a Stakeholder Workgroup!

---

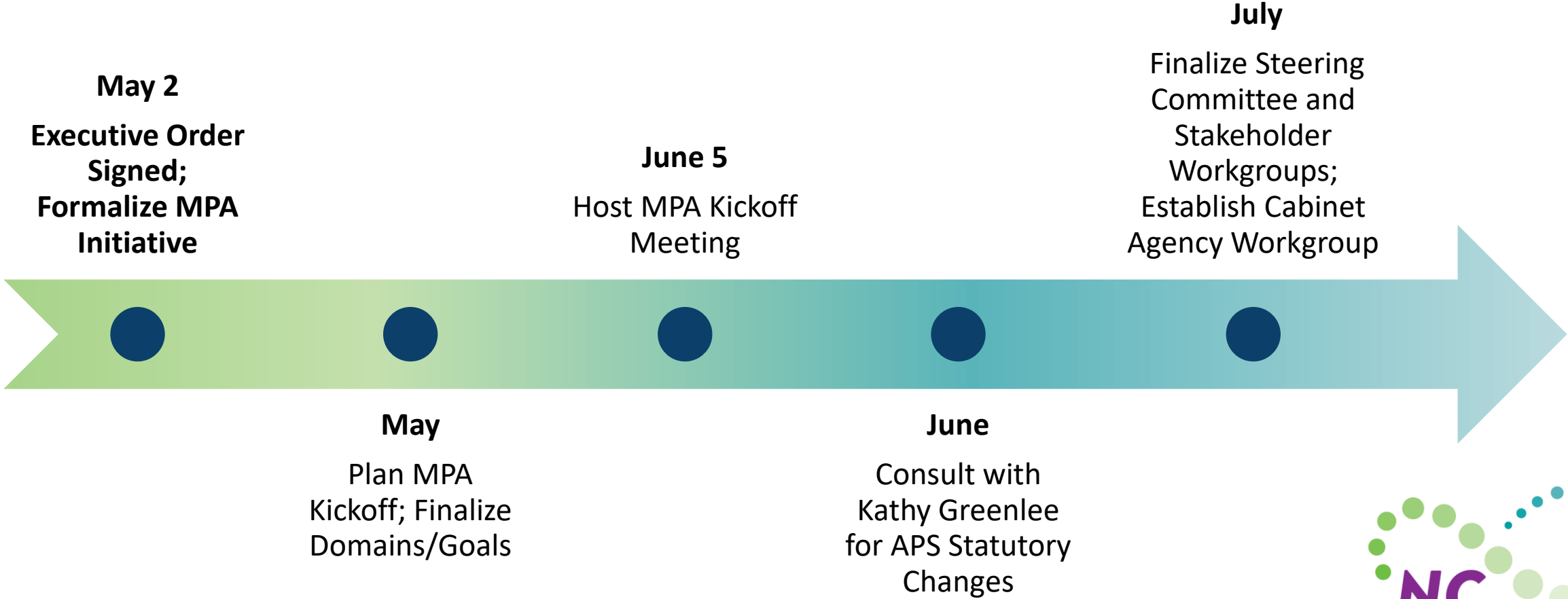


# Timeline and Next Steps

Ed Rosenberg, GAC



# Timeline and Next Steps



# Timeline and Next Steps

**July**

Launch Public Information Campaign; Initiate National Core Indicators Survey Process

**August 27-30**

Hold MPA Session During SE4A Conference

**July to December**

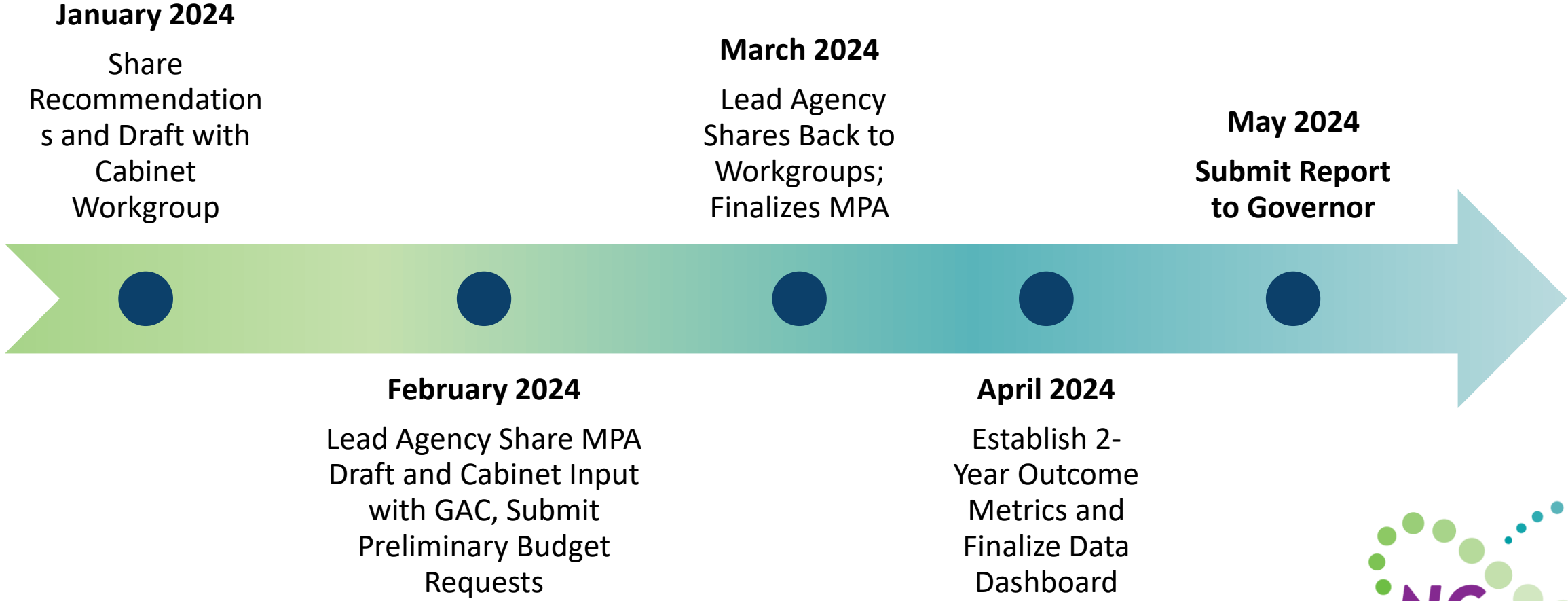
Convene Stakeholder Workgroups to Develop Recommendations

**December**

Steering Committee Receives Workgroups' Recommendations; Begin Drafting MPA



# Timeline and Next Steps



# Closing Remarks

Joyce Massey-Smith, DAAS





# A Multisector Plan for Aging Benefits Us All

---

