

North Carolina Health Care Provider Placement Services

2022 Profile (Data from State Fiscal Year 2022 and current as of 6/30/2022)

Grant Facts

\$8M

Secured state and federal loan repayments for providers

\$5.5M

Grant funding appropriated from General Assembly

86

Placements have been made each year over the last 5 years on average

132

Health care professionals supported through Loan Repayment Incentives administered by the state

27

Health care professionals placed in a rural county

99%

Of placements were in either a geographic, population, or facility Health Professional Shortage Area (HPSA)

7.4

Average number of years providers placed in rural or underserved areas anticipate staying at their current practice site (based on 'PRISM' End of Year and End of Contract questionnaire data reporting period (1/1/2010 to 6/30/2022))

Overview

The Office of Rural Health (ORH) recruits primary care physicians, nurse practitioners, physician assistants, dentists, dental hygienists, psychiatrists, and other behavioral health providers to practices that serve rural and underserved populations across the state. ORH seeks to make compatible matches based on the needs of the community as well as the provider. ORH works with state and federal governments, as well as local communities, to identify shortage areas of primary medical care, dental, or behavioral health providers. These areas are designated as Health Professional Shortage Areas (HPSAs), making them eligible to qualify for federal funding and services.

Program Achievements

The North Carolina General Assembly increased the program's appropriation by \$4 million dollars in SL 2021-180. Increasing the program's funds by 267% from the previous fiscal year's funding of \$1.5 million. These additional funds have expanded the program's ability to support the recruitment and retention of providers in North Carolina's rural areas.

Economic Impact and Return on Investment of Expenditures

(1) Estimated using Financial Incentives (92 providers placed with financial incentives)

Program Expenditures \$1,457,041 + Created Economic Impact \$1,064,140 = Total Impact \$3,225,912

Each MPS grant dollar has a total economic impact of

\$1.73

Generates 17 additional jobs from the economic impact

\$63,904 Generated in state and local taxes which goes back into the local and state economy

\$1,292,925 In employee compensation impacted from the grant

73% ROI

*Source: IMPLAN. Economic return is estimated to be much greater because improved health outcomes can lead to fewer missed work days, reduced health care costs, and reduced premature morbidity and mortality. Some expenses such as out of state purchases, overhead, and rollover payments are not captured for ROI and economic impact.

Economic Impact and Return on Investment of Providers

(2) Estimated using Provider Specialty Type

Total Number of Placements 76 x Specialty Type Multiplier = Economic Impact Based on Specialty Type Multipliers \$33M

In SFY 2022, ORH placed the following provider specialties in underserved areas in North Carolina: physicians (i.e. primary care physicians, pediatricians, psychiatrists and dentists) physician assistants, nurse practitioners, dental hygienists, social workers, psychologists and licensed professional counselors.

Using IMPLAN models, each provider specialty is found to be associated with a different economic impact to communities, ranging from \$159,552 for a Dental Hygienist to \$708,832 for a Surgeon. ORH recognizes the need for a diverse team of providers in each community in North Carolina, a value that reaches beyond the estimated economic impact.



Medical

50 placements
\$24,148,676



Dental

22 placements
\$7,128,962




Behavioral Health

4 placements
\$1,600,083

*Source: IMPLAN (IMpact analysis for PLANning) . ORH uses IMPLAN to determine both the direct, indirect, and induced economic impact on a community for each provider specialty type.





North Carolina Health Care Provider Placement Services

2022 Profile (Data from State Fiscal Year 2022 and current as of 6/30/2022)

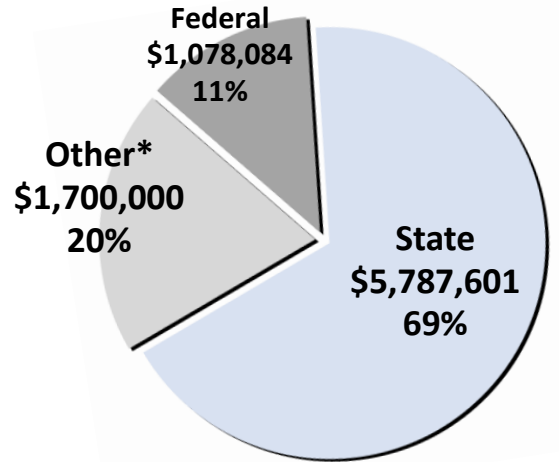


Technical Assistance

2,114 Activities in 91 Counties

Provided by ORH Staff

Total Program Funding



*Other funding also reflects carry forward from SFY 2021

Support Recruitment and Retention

2,187 Activities

Community Development 16 Activities

Other 11 Activities

Program Reach

164

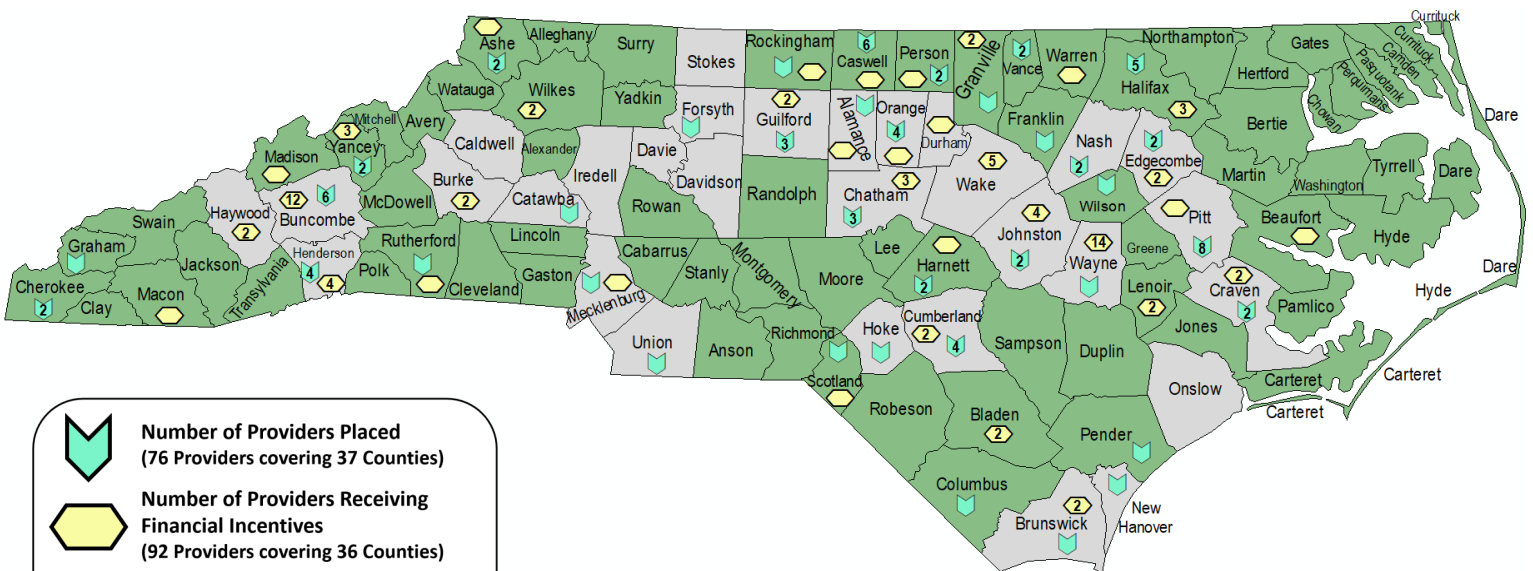
Health professionals were placed and/or received an incentive payment

92

Health professionals received a financial incentive payment

76

Health professionals were placed in North Carolina



If you have further questions, please contact: Lisa McKeithan, Placement Services Manager
Phone: 919-527-6440
Lia.McKeithan@dhhs.nc.gov