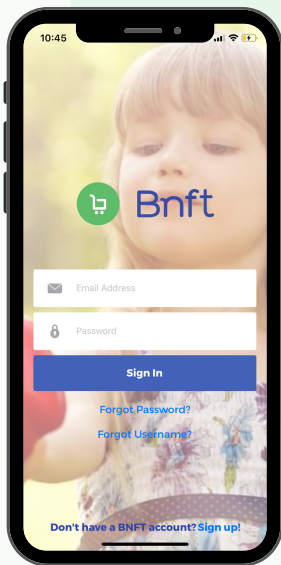


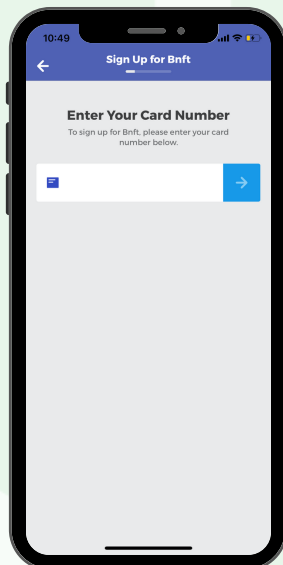
Download the Bnft App

The Bnft app is available for download in the Apple and Android app stores.

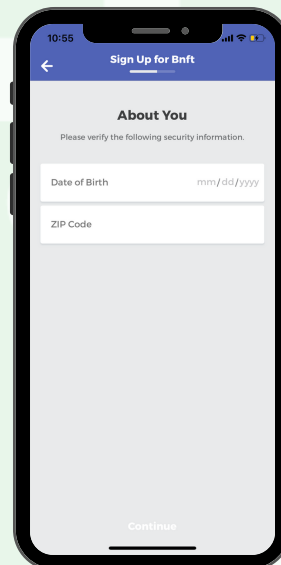
Register for Bnft



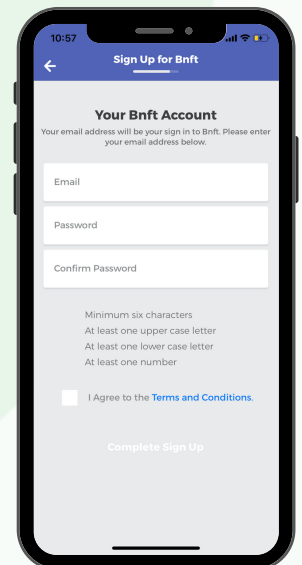
Click *Sign up!* on the bottom of the home screen.



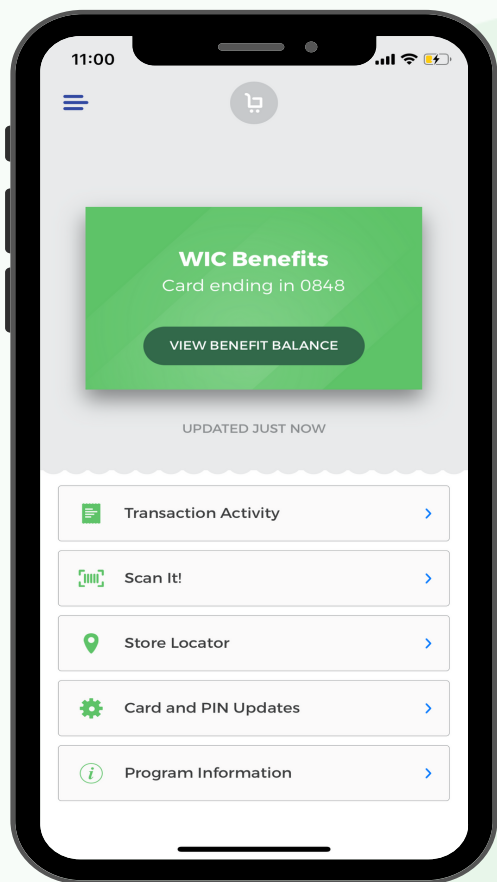
Enter your WIC card number.



Enter your date of birth in mmddyyyy format and the ZIP code associated with your WIC card.



Enter a valid email and create a Bnft account password. These will be your login credentials for the app and <https://www.mybnft.com>



Menu Navigation - Click the three bars on the top left of the homepage to view the following menu items:

- **Your Profile** - Update the email address or password used to access your Bnft account.
- **Notifications** - Choose activities where you would like to receive push notifications.
 - **Benefits** - Receive alerts when new benefits are added to your WIC account and when current WIC benefits are about to expire.
 - **Card and Account Changes** - Receive alerts when there is a card status update, a new card issued, or PIN change on your account.
 - **Transactions** - Receive alerts for any transactions made on your WIC card.
- **Add Card** - Link other WIC cards to your account if you have multiple WIC cardholders in your household. All cards will have the same login credentials for easy access to multiple accounts.
- **Support** - Contact support for any questions you have regarding your account.

View Benefit Balance - View your current WIC account balance. Click on each food category to view the remaining benefit amount, the expiration date, and a featured product you could purchase with your benefits.

Transaction Activity - Provides details of all transaction and benefit postings on your WIC account within the last 90 days.

Scan It! - Use the barcode scanner while shopping. Simply scan a barcode of a product with your smartphone or enter in the product code using the keypad. Bnft will let you know if the product is WIC approved and whether you have enough benefits to purchase the product.

Store Locator - Use the store locator to find WIC stores in your area. Click on a store to get directions.

Card and PIN Updates - Use Bnft to cancel your card immediately in the event your card is lost, damaged, or stolen. You may also temporarily place your card on hold. Once you select the status you can choose whether you would like a replacement card sent in the mail. Use the Update PIN to create or update the PIN on your card - the new PIN will be available for immediate use.

Program Information - Displays any additional important information from the North Carolina WIC Program.

