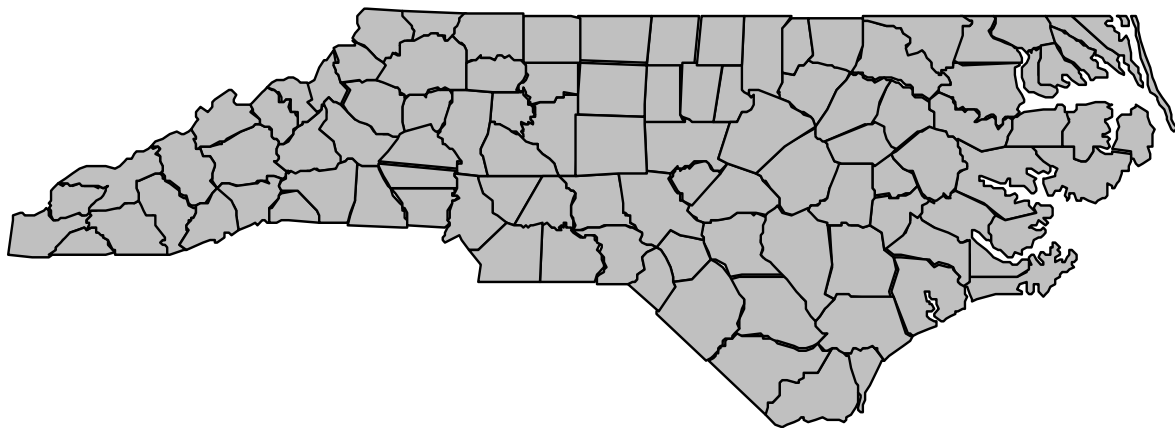


**North Carolina Department of Health and Human Services
Division of Mental Health, Developmental Disabilities,
and Substance Abuse Services**

**SFY 2018 Performance Contract
With Local Management Entities - Managed Care Organizations
Report/Data Submission Requirements**

**Second Quarter Report
October 1, 2017 - December 31, 2017**



Prepared by

Quality Management Section
Division of Mental Health, Developmental Disabilities, and Substance Abuse Services
North Carolina Department of Health and Human Services
3004 Mail Service Center, Raleigh, NC 27699-3004
(919) 733-0696

ContactDMHQuality@dhhs.nc.gov

Revised March 2018



Introduction

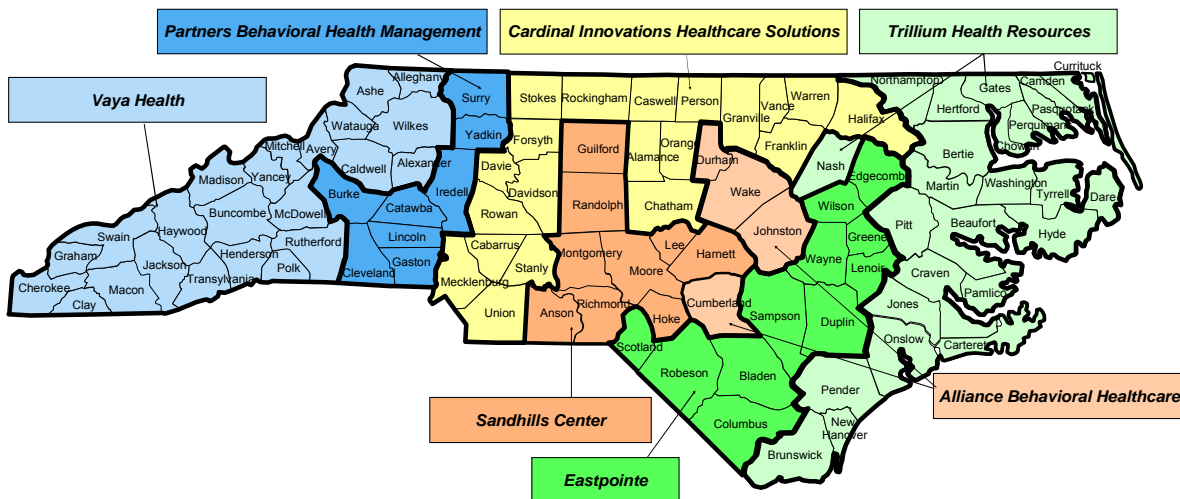
This is the **Second Quarter Report** for SFY 2017-2018 under the Performance Contract between the LME-MCOs and NC DHHS.

This report tracks LME-MCO performance (timeliness, completeness, accuracy) in submitting required data/reports to the Division of MH/DD/SAS. Some requirements are quarterly while others are semi-annual or annual requirements. For reasons of economy, only those requirements with a report due in the current quarter are included in this report.

The tables on the following pages list the report schedule, provide the performance requirements, and show LME-MCO performance for the current quarter. Data submission/report requirements that have been met are depicted with a star (★) in the standard met column for each report. If the requirement was not met, this column will be blank, and the element that caused the standard not to be met will be shaded red. Graphs at the end show each LME-MCO's overall performance compared with the state average over the past three state fiscal years on meeting reports and data submission requirements.

Overall, the LME-MCOs met 100 percent of the seven report submission requirements and 96 percent of the ten data submission requirements measured this quarter. Four LME-MCOs met all 17 report and data submission requirements. The remaining three LME-MCOs met 16 of the 17 report and data submission requirements.

Map of LME-MCOs and the Counties they Serve



Questions or Concerns

If staff of an LME-MCO have questions about any of the individual requirements or believe that information contained in this report is in error, they should contact their LME-MCO liaison within 30 days of the report date. The LME-MCO liaison will assist in getting answers to questions and/or having errors corrected. The Division will publish a revised report at the time of the next quarterly report if corrections are necessary due to Division errors.

SFY 2018 Performance Contract
 Report/Data Submission Requirements
 Second Quarter Report

Table of Contents

	<u>Page</u>
Introduction	2
Table of Contents	3
Report Schedule	4
Summary of LME-MCO Performance	5
 Report/Data Submission Requirements	
Quarterly Reports	
1. Monthly Financial Reports	6
2. Substance Abuse/Juvenile Justice Initiative Quarterly Report	7
3. Work First Initiative Quarterly Reports	8
4. Traumatic Brain Injury (TBI) Services Quarterly Report	9
5. Quarterly Complaints Report	10
6. Client Data Warehouse (CDW) - Admissions	11
7. Client Data Warehouse (CDW) - ICD-9 Diagnosis	12
8. Client Data Warehouse (CDW) - Unknown Data (Admissions)	13
9. Client Data Warehouse (CDW) - Unknown Data (Discharges)	14
10. Client Data Warehouse (CDW) - Identifying and Demographic Records	15
11. Client Data Warehouse (CDW) - Drug of Choice	16
12. Client Data Warehouse (CDW) - Episode Completion Records (SA Clients)	17
14. NC Treatment Outcomes and Program Performance System (3-Month Update).....	18
15. NC Treatment Outcomes and Program Performance System (6-Month Update).....	19
16. NC Treatment Outcomes and Program Performance System (12-Month Update).....	20
17. NC Support Needs Assessment Profile (NC-SNAP)	21
 Semi-Annual Reports	
18. System of Care Report	22
19. SAPTBG Compliance Report	23
 LME-MCO Trend Graphs	
Percent of Report and Data Submission Requirements Met Each Quarter From SFY2015 To Current Quarter	24
 Appendix	
Revisions	31
SFY 2017 - 2018 Performance Contract Reports/Data Requirements	32

SFY 2018 Performance Contract Report Schedule

*The table below shows which requirements will be reported by quarter**

Requirement	1st Qtr Nov 30	2nd Qtr Feb 28	3rd Qtr May 30	4th Qtr Aug 30
1. Monthly Financial Reports	X	X	X	X
2. Substance Abuse/Juvenile Justice Initiative Quarterly Report	X	X	X	X
3. Work First Initiative Quarterly Reports	X	X	X	X
4. Traumatic Brain Injury (TBI) Services Quarterly Report	X	X	X	X
5. Quarterly Complaints Report	X	X	X	X
6. Client Data Warehouse (CDW) - Admissions	X	X	X	X
7. Client Data Warehouse (CDW) - Diagnosis Record	X	X	X	X
8. Client Data Warehouse (CDW) - Unknown Data (Admissions)	X	X	X	X
9. Client Data Warehouse (CDW) - Unknown Data (Discharges)	X	X	X	X
10. Client Data Warehouse (CDW) - Identifying and Demographic Records	X	X	X	X
11. Client Data Warehouse (CDW) - Drug of Choice	X	X	X	X
12. Client Data Warehouse (CDW) - Episode Completion Record (SA Clients)	X	X	X	X
13. NC Treatment Outcomes and Program Performance System (Initial)	Report under revision			
14. NC Treatment Outcomes and Program Performance System (3-Month Update)	X	X	X	X
15. NC Treatment Outcomes and Program Performance System (6-Month Update)	X	X	X	X
16. NC Treatment Outcomes and Program Performance System (12-Month Update)	X	X	X	X
17. NC Support Needs Assessment Profile (NC-SNAP)	X	X	X	X
18. System of Care Report		X		X
19. SAPTBG Compliance Report		X		X
20. National Core Indicators (NCI) Consents, Pre-Surveys, and Mail Surveys				X
21. Traumatic Brain Injury (TBI) Services Annual Report				X

*The dates listed for the quarterly reports are the scheduled dates for the Division to publish the Performance Contract Report. For this to happen, LME-MCO required reports are due to the Division's Report Contact/Requirement Sponsor by the due date indicated on the report (typically the end of the month prior to publishing), and the Report Contact/Requirement Sponsor's reports are due to the Division's Quality Management Section by the 15th of the month indicated above.

SFY 2018 Performance Contract Report/Data Submission Requirements Summary Of Performance
Second Quarter Report
October 1, 2017 - December 31, 2017

Report Submission Measures

Data Submission Measures

LME-MCO	Report Submission Measures										Data Submission Measures												
	Number of Report Submission Measures Met	Total Number of Report Submission Measures *	Percent of Report Submission Measures Met	1. Monthly Financial Report	2. SA/JJ Initiative Quarterly Report	3. Work First Initiative Quarterly Report	4. TBI Services Quarterly Report	5. Quarterly Complaints Report	18. System of Care Quarterly Report	19. SAPTBG Compliance Semi-Annual Report	Number of Data Submission Measures Met	Total Number of Data Submission Measures *	Percent of Data Submission Measures Met	7. CDW - Diagnosis Record	8. CDW - Unknown Data (Admissions)	9. CDW - Unknown Data (Discharges)	10. CDW - Identifying and Demographic Records	11. CDW - Drug of Choice	12. CDW - Episode Completion Records (SA Clients)	14. NC TOPPS - 3 Month Update	15. NC TOPPS - 6 Month Update	16. NC TOPPS - 12 Month Update	17. NC-SNAP
Alliance Behavioral Healthcare	7	7	100%	★	★	★	★	★	★	★	9	10	90%	★	★	★	★	★		★	★	★	★
Cardinal Innovations Healthcare Solutions	7	7	100%	★	★	★	★	★	★	★	9	10	90%	★	★	★	★	★	★	★	★	★	
Eastpointe	7	7	100%	★	★	★	★	★	★	★	10	10	100%	★	★	★	★	★	★	★	★	★	★
Partners Behavioral Health Management	7	7	100%	★	★	★	★	★	★	★	10	10	100%	★	★	★	★	★	★	★	★	★	★
Sandhills Center	7	7	100%	★	★	★	★	★	★	★	10	10	100%	★	★	★	★	★	★	★	★	★	★
Trillium Health Resources	7	7	100%	★	★	★	★	★	★	★	10	10	100%	★	★	★	★	★	★	★	★	★	★
Vaya Health	7	7	100%	★	★	★	★	★	★	★	9	10	90%	★	★	★	★	★		★	★	★	★
STATEWIDE - Number			100%	7	7	7	7	7	7	7			96%	7	7	7	7	7	5	7	7	7	6
STATEWIDE - Percent				100.0%	100.0%	100.0%	100.0%	100.0%	100.0%	100.0%				100.0%	100.0%	100.0%	100.0%	100.0%	71.4%	100.0%	100.0%	100.0%	85.7%

- * This column shows the total number of **report submission** measures that apply this quarter. Some requirements are quarterly while others are semi-annual or annual requirements.
- ★ Indicates the LME-MCO met the performance standard for the measure.
- % Percents that are highlighted green indicate the LME-MCO met the performance standards for at least 65% of the measures in the respective category (e.g. report submission and/or data submission). Meeting the performance standards for at least 65% of the measures is one of the factors considered in LME-MCO monitoring decisions.
- N/A Indicates measures that were not applicable this quarter.

SFY 2018 Performance Contract Data/Report Submission Requirements
 Second Quarter Report
 October 1, 2017 - December 31, 2017

1. Monthly Financial Reports

Performance Requirement: LME-MCO submits all required monthly financial reports in acceptable format, completeness, and accuracy by the 20th of the month (or next business day if the due date is a weekend or holiday) following the month covered by the report. For example, the financial report covering the month of Jan is due by Feb 20.

SFY 2018 Standard: Reports are accurate, complete, and received by the due date.

LME-MCO	SEP Report Due 10/20/17		OCT Report Due 11/20/17		NOV Report Due 12/20/17		Standard Met ¹
	Date Received ²	Accurate, Complete	Date Received ²	Accurate, Complete	Date Received ²	Accurate, Complete	
Alliance Behavioral Healthcare	10/20/17	Yes	11/20/17	Yes	12/20/17	Yes	★
Cardinal Innovations Healthcare Solutions	10/20/17	Yes	11/20/17	Yes	12/20/17	Yes	★
Eastpointe	10/20/17	Yes	11/17/17	Yes	12/20/17	Yes	★
Partners Behavioral Health Management	10/18/17	Yes	11/20/17	Yes	12/19/17	Yes	★
Sandhills Center	10/20/17	Yes	11/17/17	Yes	12/19/17	Yes	★
Trillium Health Resources	10/20/17	Yes	11/20/17	Yes	12/20/17	Yes	★
Vaya Health	10/18/17	Yes	11/20/17	Yes	12/19/17	Yes	★

Number and Percent of LME-MCOs that met the Performance Standard:

7 (100%)

Notes:

1. ★ = Met the Performance Contract Standard.

2. Red shading indicates reports that are not received by the due date or are not accurate and complete.

SFY 2018 Performance Contract Data/Report Submission Requirements
 Second Quarter Report
 October 1, 2017 - December 31, 2017

2. Substance Abuse/Juvenile Justice Initiative Quarterly Reports

Performance Requirement: LME-MCO submits a quarterly SA/Juvenile Justice Initiative Report by the 20th of the month following the end of the quarter (or next business day if the due date is a weekend or holiday).

SFY 2018 Standard: All reports are accurate and complete and are received no later than 10 days after the due date.

LME-MCO	2nd Qtr Report Due 1/22/18				Standard Met ¹
	Juvenile Detention		JJSAMH Partnership		
	Date Received ²	Accurate And Complete	Date Received ²	Accurate And Complete	
Alliance Behavioral Healthcare	1/10/18	Yes	1/10/18	Yes	★
Cardinal Innovations Healthcare Solutions			1/11/18	Yes	★
Eastpointe			1/10/18	Yes	★
Partners Behavioral Health Management			1/5/18	Yes	★
Sandhills Center	1/8/18	Yes	1/5/18	Yes	★
Trillium Health Resources	1/8/18	Yes	1/11/18	Yes	★
Vaya Health	1/8/18	Yes	1/8/18	Yes	★

Number of Percent of LME-MCOs that Met the SFY2018 Standard:

7 (100%)

Notes:

- ★ = Met the Performance Contract Standard. N/A = Not Applicable this quarter.
- Reports that are not complete or that were received >10 days after the due date are shaded red.
- Reports with *Italicized* dates and yellow shading were received within 10 days after the due date.
- Reports that are shaded gray do not have a program and do not have a reporting requirement.

SFY 2018 Performance Contract Data/Report Submission Requirements
 Second Quarter Report
 October 1, 2017 - December 31, 2017

3. Work First Initiative Quarterly Reports

Performance Requirement: LME-MCO submits a quarterly Work First Initiative Report by the 20th of the month following the end of the quarter (or next business day if the due date is a weekend or holiday).

SFY 2018 Standard: All reports are accurate and complete and are received no later than 10 days after the due date.

LME-MCO	2nd Qtr Report Due 1/22/18		Standard Met ¹
	Date Received ²	Accurate And Complete	
Alliance Behavioral Healthcare	1/19/2018	Yes	★
Cardinal Innovations Healthcare Solutions	1/18/2018	Yes	★
Eastpointe	1/19/2018	Yes	★
Partners Behavioral Health Management	1/19/2018	Yes	★
Sandhills Center	1/19/2018	Yes	★
Trillium Health Resources	1/19/2018	Yes	★
Vaya Health	1/19/2018	Yes	★

Number and Percent of LME-MCOs that met the SFY 2018 Standard: 7 (100%)

Notes:

1. ★ = Met the Performance Contract Standard.
 2. Dates that are shaded red indicate reports received >10 days after the due date.
- Dates with yellow shading are within 10 days after the due date.

SFY 2018 Performance Contract Data/Report Submission Requirements
 Second Quarter Report
 October 1, 2017 - December 31, 2017

4. Quarterly Traumatic Brain Injury (TBI) Services Report

Performance Requirement: LME-MCO submits all required Traumatic Brain Injury (TBI) Services reports in acceptable format by the following due dates (or next business day if the due date is a weekend or holiday):

- First quarter report = Dec 31.
- Second quarter report = Mar 31.
- Third quarter report = Jun 30.
- Fourth quarter report = Aug 31.
- Annual report = Jul 31.

SFY 2018 Standard:

Reports are accurate, complete, and received by the due date.

LME-MCO	1st Qtr Report Due 1/2/18		
	Date Received ²	Accurate, Complete	Standard Met ¹
Alliance Behavioral Healthcare	12/28/17	Yes	★
Cardinal Innovations Healthcare Solutions	12/21/17	Yes	★
Eastpointe	11/17/17	Yes	★
Partners Behavioral Health Management	12/21/17	Yes	★
Sandhills Center	12/21/17	Yes	★
Trillium Health Resources	12/21/17	Yes	★
Vaya Health	12/29/17	Yes	★

Number and Percent of LME-MCOs that met the Performance Standard:

7 (100%)

Notes:

1. ★ = Met the Performance Contract Standard.

2. Red shading indicates reports that are not received by the due date or are not accurate and complete.

SFY 2018 Performance Contract Data/Report Submission Requirements
 Second Quarter Report
 October 1, 2017 - December 31, 2017

5. Quarterly Complaints Report

Performance Requirement: LME-MCO submits all required Complaints reports in acceptable format by the following due dates (or next business day if the due date is a weekend or holiday):

- First quarter report = Nov 15.
- Second quarter report = Feb 15.
- Third quarter report = May 15.
- Fourth quarter report = Aug 15.

SFY 2018 Standard: Reports are accurate, complete, and received by the due date.

LME-MCO	2nd Qtr Report Due 2/15/18		
	Date Received ²	Accurate, Complete	Standard Met ¹
Alliance Behavioral Healthcare	2/13/18	Yes	★
Cardinal Innovations Healthcare Solutions	2/14/18	Yes	★
Eastpointe	2/15/18	Yes	★
Partners Behavioral Health Management	2/15/18	Yes	★
Sandhills Center	2/6/18	Yes	★
Trillium Health Resources	2/15/18	Yes	★
Vaya Health	2/12/18	Yes	★

Number and Percent of LME-MCOs that met the Performance Standard: 7 (100%)

Notes:

1. ★ = Met the Performance Contract Standard.

2. Red shading indicates reports that are received before the quarter has ended, not received by the due date, or are not accurate and complete.

SFY 2018 Performance Contract Data/Report Submission Requirements
 Second Quarter Report
 October 1, 2017 - December 31, 2017

**6. Client Data Warehouse (CDW)
Admissions**

Performance Requirement: LME-MCO submits required CDW record types by the 15th of each month. Submitted admission records (record type 11) are complete and accurate.

The table below shows the number of admissions for which data was submitted to the CDW as of January 31, 2018.

LME-MCO	Facility Code	OCT	NOV	DEC	Second Quarter Adm SFY2018	Second Quarter Adm SFY2017	Monthly Average SFY2018	Monthly Average SFY2017
Alliance Behavioral Healthcare	23141	902	776	575	2,253	2,472	751	824
Cardinal Innovations Healthcare Solutions	13121	1,966	1,075	406	3,447	5,444	1,149	1,815
Eastpointe	43081	446	362	300	1,108	1,188	369	396
Partners Behavioral Health Management	13114	619	569	484	1,672	1,646	557	549
Sandhills Center	33031	1,037	850	604	2,491	3,559	830	1,186
Trillium Health Resources	43071	1,550	992	311	2,853	3,527	951	1,176
Vaya Health	13010	1,063	981	568	2,612	2,919	871	973
TOTAL ADMISSIONS		7,583	5,605	3,248	16,436	20,755	5,479	6,918

Data that are shaded are incomplete or appear to be inaccurate (e.g. <100 or <40% of the prior year's quarter total).

SFY 2018 Performance Contract Data/Report Submission Requirements
 Second Quarter Report
 October 1, 2017 - December 31, 2017

**7. Client Data Warehouse (CDW)
 Diagnosis Records**

Performance Requirement: LME-MCO submits required CDW record types by the 15th of each month. Open clients who are enrolled in a benefit plan and receive a billable service will have a completed diagnosis in CDW within 30 days of the beginning date of service (1 quarter lag time is allowed for submission). A missing diagnosis is defined as DHHS not being able to secure a diagnosis from a service claim (NCTRACKS or Medicaid) or a Record Type 13.

The table below shows the percentage of clients admitted during the prior quarter (July 1, 2017 - September 30, 2017) with a diagnosis completed within 30 days of beginning date of service.

SFY 2018 Standard: 90% of open clients who are enrolled in a target population and receive a billable service have a diagnosis in CDW within 30 days of beginning service.

LME-MCO	Number of Admissions	Number Missing Diagnosis	Number Completed within 30 days	Percent With Records Completed Within 30 Days ²	Standard Met ¹
Alliance Behavioral Healthcare	2,265	87	2,178	96%	★
Cardinal Innovations Healthcare Solutions	6,276	1	6,275	100%	★
Eastpointe	1,359	0	1,359	100%	★
Partners Behavioral Health Management	1,969	0	1,969	100%	★
Sandhills Center	2,892	0	2,892	100%	★
Trillium Health Resources	4,438	2	4,436	100%	★
Vaya Health	3,222	1	3,221	100%	★
TOTAL	22,421	91	22,330	100%	★

Number and Percent of LME-MCOs that met the SFY 2018 Standard:

7 (100%)

Notes:

1. ★ = Met the Performance Contract Standard.

2. Percentages less than 90% are shaded red.

SFY 2018 Performance Contract Data/Report Submission Requirements
 Second Quarter Report
 October 1, 2017 - December 31, 2017

**8. Client Data Warehouse (CDW)
 'Unknown' Value In Mandatory Fields (Admissions)**

Performance Requirement: LME-MCO submits required CDW record types by the 15th of each month. Mandatory fields contain a value other than 'unknown'.

The table below shows the percentage of clients admitted during the prior quarter (July 1, 2017 - September 30, 2017) where all mandatory data fields contain a value other than 'unknown'.

SFY 2018 Standard: 90% of all mandatory data fields for the prior quarter contain a value other than 'unknown'.

LME-MCO	Admission Records	County	Race	Ethnicity	Gender	Marital Status	Education	Employment	Veteran Status	Family Income	Family Size	Arrests 30 Days	Health Med Ins	Primary Language	Attention Self Help	Standard Met ¹
Alliance Behavioral Healthcare	2,265	99%	98%	99%	100%	99%	99%	100%	100%	100%	100%	100%	100%	98%	96%	★
Cardinal Innovations Healthcare Solutions	6,276	100%	100%	100%	100%	100%	100%	100%	100%	100%	100%	100%	100%	100%	100%	★
Eastpointe	1,359	100%	100%	100%	100%	100%	100%	100%	100%	100%	100%	100%	100%	100%	100%	★
Partners Behavioral Health Management	1,969	100%	100%	100%	100%	100%	100%	100%	100%	100%	100%	100%	100%	100%	100%	★
Sandhills Center	2,892	100%	100%	100%	100%	100%	100%	100%	100%	100%	100%	100%	100%	100%	100%	★
Trillium Health Resources	4,438	100%	100%	100%	100%	100%	100%	100%	100%	100%	100%	100%	100%	100%	100%	★
Vaya Health	3,222	100%	100%	100%	100%	100%	100%	100%	100%	100%	100%	100%	100%	100%	94%	★
TOTAL	22,421	100%	100%	100%	100%	100%	100%	100%	100%	100%	100%	100%	100%	100%	99%	★

Number and Percent of LME-MCOs that met the SFY 2018 Standard:

7 (100%)

Notes:

- ★ = Met the Performance Contract Standard.
- Percentages less than 90% are shaded red.

SFY 2018 Performance Contract Data/Report Submission Requirements
 Second Quarter Report
 October 1, 2017 - December 31, 2017

**9. Client Data Warehouse (CDW)
 'Unknown' Value In Mandatory Fields (Discharges)**

Performance Requirement: LME-MCO submits required CDW record types by the 15th of each month. Mandatory fields contain a value other than 'unknown'.

The table below shows the percentage of clients discharged during the prior quarter (July 1, 2017 - September 30, 2017) where all mandatory data fields contain a value other than 'unknown'.

SFY 2018 Standard: 90% of all mandatory data fields for the prior quarter contain a value other than 'unknown'.

LME-MCO	Discharge Records	Discharge Reason	Employment Status	Arrests Prior 30 Days	Referral To	Living Arrangement	Attention Self Help	Standard Met ¹
Alliance Behavioral Healthcare	532	100%	98%	100%	100%	100%	100%	★
Cardinal Innovations Healthcare Solutions	4,546	100%	100%	100%	100%	100%	100%	★
Eastpointe	1,208	100%	99%	100%	100%	100%	100%	★
Partners Behavioral Health Management	1,494	100%	100%	100%	100%	100%	100%	★
Sandhills Center	2,666	100%	100%	100%	100%	100%	100%	★
Trillium Health Resources	3,428	100%	100%	100%	100%	100%	100%	★
Vaya Health	2,174	100%	90%	100%	100%	100%	99%	★
TOTAL	16,048	100%	99%	100%	100%	100%	100%	★

Number and Pct of LME-MCOs that met the SFY 2018 Standard:

7 (100%)

Notes:

1. ★ = Met the Performance Contract Standard.

2. Percentages less than 90% are shaded red.

SFY 2018 Performance Contract Data/Report Submission Requirements
 Second Quarter Report
 October 1, 2017 - December 31, 2017

**10. Client Data Warehouse (CDW)
 Identifying and Demographic Records**

Performance Requirement: LME-MCO submits required CDW record types by the 15th of each month. Open clients who are enrolled in a benefit plan and receive a billable service will have a completed identifying record (record type 10) and a completed demographic record (record type 11) in CDW within 30 days of the beginning date of service on the paid claims record.

The table below shows the percentage of clients admitted during the prior quarter (July 1, 2017 - September 30, 2017) with an identifying record and demographic record completed within 30 days of the beginning date of service.

SFY 2018 Standard: 90% of open clients who are enrolled in a benefit plan and receive a billable service have completed identifying and demographic records within 30 days of the beginning date of service.

LME-MCO	Number of Claims ³	Number Missing Records	Number Completed within 30 days	Percent With Records Completed Within 30 Days ²	Standard Met ¹
Alliance Behavioral Healthcare	10,351	68	10,283	99%	★
Cardinal Innovations Healthcare Solutions	11,592	51	11,541	100%	★
Eastpointe	7,468	30	7,438	100%	★
Partners Behavioral Health Management	7,756	6	7,750	100%	★
Sandhills Center	9,053	21	9,032	100%	★
Trillium Health Resources	7,220	192	7,028	97%	★
Vaya Health	10,922	6	10,916	100%	★
TOTAL	64,362	374	63,988	99%	★

Number and Percent of LME-MCOs that met the SFY 2018 Standard: 7 (100%)

Notes:

1. ★ = Met the Performance Contract Standard.
2. Percentages less than 90% are shaded red.
3. Only includes NCTRACKS claims.

SFY 2018 Performance Contract Data/Report Submission Requirements
 Second Quarter Report
 October 1, 2017 - December 31, 2017

**11. Client Data Warehouse (CDW)
 Drug Of Choice Data**

Performance Requirement: LME-MCO submits required CDW record types by the 15th of each month. A drug of choice record (record type 17) is completed within 60 days of the beginning date of service for clients enrolled in any of the benefit plans: ASCDR, ASTER, ASWOM, CSSAD and ASOUD.

The table below shows the percentage of open clients in the designated benefit plans (July 1, 2017 - September 30, 2017) with a drug of choice record completed within 60 days of the beginning date of service.

SFY 2018 Standard: 90% of open clients in the designated benefit plans have a drug of choice record completed within 60

LME-MCO	Number of Claims ³	Number Missing Records	Number Completed within 60 days	Percent With Records Completed Within 60 Days ²	Standard Met ¹
Alliance Behavioral Healthcare	1,736	31	1,705	98%	★
Cardinal Innovations Healthcare Solutions	1,286	132	1,154	90%	★
Eastpointe	855	3	852	100%	★
Partners Behavioral Health Management	1,491	0	1,491	100%	★
Sandhills Center	1,230	0	1,230	100%	★
Trillium Health Resources	925	32	893	97%	★
Vaya Health	1,706	24	1,682	99%	★
TOTAL	9,229	222	9,007	98%	★

Number and Pct of LME-MCOs that met the SFY 2018 Standard: 7 (100%)

Notes:

1. ★ = Met the Performance Contract Standard.
2. Percentages less than 90% are shaded red.
3. Only includes NCTRACKS claims.

Key To Benefit Plan Abbreviations

- ASCDR** – Adult Substance Abuse IV Drug Communicable Disease Risk
ASTER – Adult Substance Abuse Treatment Engagement and Recovery
ASWOM – Adult Substance Abuse Women
CSSAD – Child with SA Disorder
ASOUD – Adult Substance Opioid Use Disorder

SFY 2018 Performance Contract Data/Report Submission Requirements
 Second Quarter Report
 October 1, 2017 - December 31, 2017

**12. Client Data Warehouse (CDW)
 Episode Completion (Discharge) Record - Substance Abuse Clients**

Performance Requirement: LME-MCO submits required CDW record types by the 15th of each month. An episode completion (discharge) record (Record Type 12) is completed for all Substance Abuse consumers who have had no billable service for at least 60 days. This report separately focuses on **Substance Abuse clients** who are identified for reporting to TEDS (Treatment Episodes Data System).

The table below shows the percentage of Substance Abuse clients admitted since October 1, 2006, when this measure began, who during the prior quarter (July 1, 2017 - September 30, 2017) have had a billable service, administrative activity, or if neither occurred for at least 60 days, have submitted an episode completion record.

SFY 2018 Standard: 90% of Substance Abuse clients admitted since October 1, 2006, who have had a billable service, administrative activity, or if neither occurred for at least 60 days, have submitted an episode completion record.

LME-MCO	Number of Clients Admitted Since October 1, 2006	Number <u>without</u> Appropriate Activity or an Episode Completion Record ³	Number <u>with</u> Appropriate Activity or an Episode Completion Record ⁴	Percent <u>with</u> Appropriate Activity or an Episode Completion Record ²	Standard Met ¹
Alliance Behavioral Healthcare	436	122	314	72%	
Cardinal Innovations Healthcare Solutions	2,197	50	2,147	98%	★
Eastpointe	273	17	256	94%	★
Partners Behavioral Health Management	521	4	517	99%	★
Sandhills Center	516	4	512	99%	★
Trillium Health Resources	1,243	26	1,217	98%	★
Vaya Health	736	106	630	86%	
TOTAL	5,922	329	5,593	94%	★

Number and Pct of LME-MCOs that met the SFY 2018 Standard:

5 (71.4%)

Notes:

1. ★ = Met the Performance Contract Standard.
2. Percentages less than 90% are shaded red.
3. Number without a billable service or administrative activity for at least 60 days, and an Episode Completion Record was not submitted.
4. Number with a billable service, administrative activity, or if neither occurred for at least 60 Days, an Episode Completion Record was submitted.

SFY 2018 Performance Contract Data/Report Submission Requirements
 Second Quarter Report
 October 1, 2017 - December 31, 2017

**14. NC Treatment Outcomes and Program Performance System (NC-TOPPS)
 3 Month Update Assessments**

Performance Requirement: The LME-MCO, through providers, will collect outcomes information on its consumers following sampling methods and reporting schedules for the instrument being used. The instrument used will depend on the type of consumer. The NC-TOPPS is required for all MH/SA consumers ages six and older and shall be entered in the web-based system within 30 days of completion of the assessment as specified in the NC-TOPPS Implementation Guidelines. An update assessment must be completed within two weeks before or after the required update month (e.g. 3-months, 6-months, 12-months, 18-months, etc). All update assessments shall be complete and accurate. The DMH/DD/SAS shall annually sample consumers with initial assessments to determine the timeliness and accuracy of 3-month update assessments. The 3-month update assessments shall be administered between 76 and 104 days after the initial assessment. To ensure accuracy and completeness, the updates reported below were for initial assessments that occurred 6 months ago¹.

SFY 2018 Standard: 90% of the expected update forms are received and are timely.

LME-MCO	Expected # of Update Instruments	Receipt		Timeliness		Standard Met ²
		# of Update Assessments Received	% of Expected Assessments Received ³	# of Update Assessments Received On-Time	% of Expected Assessments Received On-Time ³	
Alliance Behavioral Healthcare	1,955	1,942	99.3%	1,909	97.6%	★
Cardinal Innovations Healthcare Solutions	2,471	2,401	97.2%	2,299	93.0%	★
Eastpointe	1,029	1,027	99.8%	1,022	99.3%	★
Partners Behavioral Health Management	1,121	1,099	98.0%	1,059	94.5%	★
Sandhills Center	1,392	1,374	98.7%	1,350	97.0%	★
Trillium Health Resources	1,685	1,676	99.5%	1,668	99.0%	★
Vaya Health	1,765	1,735	98.3%	1,681	95.2%	★
Totals	11,418	11,254	98.6%	10,988	96.2%	★

Number and Percent of LME-MCOs that met the SFY 2018 Standard:

7 (100%)

Notes:

1. Based on initial assessments that occurred Apr - Jun 2017.
2. ★ = Met the Performance Contract Standard.
3. Percentages less than 90% are shaded red.

SFY 2018 Performance Contract Data/Report Submission Requirements
 Second Quarter Report
 October 1, 2017 - December 31, 2017

**15. NC Treatment Outcomes and Program Performance System (NC-TOPPS)
 6 Month Update Assessments**

Performance Requirement: The LME-MCO, through providers, will collect outcomes information on its consumers following sampling methods and reporting schedules for the instrument being used. The instrument used will depend on the type of consumer. The NC-TOPPS is required for all MH/SA consumers ages six and older and shall be entered in the web-based system within 30 days of completion of the assessment as specified in the NC-TOPPS Implementation Guidelines. An update assessment must be completed within two weeks before or after the required update month (e.g. 3-months, 6-months, 12-months, 18-months, etc). All update assessments shall be complete and accurate. The DMH/DD/SAS shall annually sample consumers with initial assessments to determine the timeliness and accuracy of 6-month update assessments. The 6-month update assessments shall be administered between 166 and 194 days after the initial assessment. To ensure accuracy and completeness, the updates reported below are for initial assessments that occurred 9 months ago¹.

SFY 2018 Standard: 90% of the expected update forms are received and are timely.

LME-MCO	Expected # of Update Instruments	Receipt		Timeliness		Standard Met ²
		# of Update Assessments Received	% of Expected Assessments Received ³	# of Update Assessments Received On-Time	% of Expected Assessments Received On-Time ³	
Alliance Behavioral Healthcare	1,506	1,503	99.8%	1,488	98.8%	★
Cardinal Innovations Healthcare Solutions	2,419	2,362	97.6%	2,307	95.4%	★
Eastpointe	1,183	1,182	99.9%	1,181	99.8%	★
Partners Behavioral Health Management	1,207	1,189	98.5%	1,164	96.4%	★
Sandhills Center	1,270	1,264	99.5%	1,256	98.9%	★
Trillium Health Resources	1,797	1,789	99.6%	1,781	99.1%	★
Vaya Health	1,759	1,749	99.4%	1,716	97.6%	★
Totals	11,141	11,038	99.1%	10,893	97.8%	★

Number and Percent of LME-MCOs that met the SFY 2018 Standard:

7 (100%)

Notes:

1. Based on initial assessments that occurred Jan - Mar 2017.
2. ★ = Met the Performance Contract Standard.
3. Percentages less than 90% are shaded red.

SFY 2018 Performance Contract Data/Report Submission Requirements
 Second Quarter Report
 October 1, 2017 - December 31, 2017

**16. NC Treatment Outcomes and Program Performance System (NC-TOPPS)
 12 Month Update Assessments**

Performance Requirement: The LME-MCO, through providers, will collect outcomes information on its consumers following sampling methods and reporting schedules for the instrument being used. The instrument used will depend on the type of consumer. The NC-TOPPS is required for all MH/SA consumers ages six and older and shall be entered in the web-based system within 30 days of completion of the assessment as specified in the NC-TOPPS Implementation Guidelines. An update assessment must be completed within two weeks before or after the required update month (e.g. 3-months, 6-months, 12-months, 18-months, etc). All update assessments shall be complete and accurate. The DMH/DD/SAS shall annually sample consumers with initial assessments to determine the timeliness and accuracy of 12-month update assessments. The 12-month update assessments shall be administered between 351 and 379 days after the initial assessment. To ensure accuracy and completeness, the updates reported below were for initial assessments that occurred 15 months ago¹.

SFY 2018 Standard: 90% of the expected update forms are received and are timely.

LME-MCO	Expected # of Update Instruments	Receipt		Timeliness		Standard Met ²
		# of Update Assessments Received	% of Expected Assessments Received ³	# of Update Assessments Received On-Time	% of Expected Assessments Received On-Time ³	
Alliance Behavioral Healthcare	1,604	1,600	99.8%	1,592	99.3%	★
Cardinal Innovations Healthcare Solutions	2,439	2,392	98.1%	2,364	96.9%	★
Eastpointe	1,237	1,236	99.9%	1,232	99.6%	★
Partners Behavioral Health Management	1,051	1,047	99.6%	1,042	99.1%	★
Sandhills Center	1,368	1,363	99.6%	1,360	99.4%	★
Trillium Health Resources	1,644	1,641	99.8%	1,634	99.4%	★
Vaya Health	1,343	1,341	99.9%	1,334	99.3%	★
Totals	10,686	10,620	99.4%	10,558	98.8%	★

Number and Percent of LME-MCOs that met the SFY 2018 Standard:

7 (100%)

Notes:

1. Based on initial assessments that occurred Jul - Sep 2016.
2. ★ = Met the Performance Contract Standard.
3. Percentages less than 90% are shaded red.

SFY 2018 Performance Contract Data/Report Submission Requirements
 Second Quarter Report
 October 1, 2017 - December 31, 2017

17. NC Support Needs Assessment Profile (NC-SNAP)

Performance Requirement: The LME-MCO, through providers, will submit to DMH/DD/SAS, by the 15th of each month (or next business day if the due date is a weekend or holiday), an electronically transmitted file (SQL or FTP) containing current assessment forms for all consumers receiving or requesting services for Intellectual/Developmental Disabilities.

SFY 2018 Standard: 90% of current assessments are no more than 15 months old.

LME-MCO	Currency Of Assessments			Standard Met ¹
	# Received	# No More Than 15 Months Old	% No More Than 15 Months Old ²	
Alliance Behavioral Healthcare	1,300	1,183	91.0%	★
Cardinal Innovations Healthcare Solutions	3,667	391	10.7%	
Eastpointe	2,033	1,861	91.5%	★
Partners Behavioral Health Management	781	704	90.1%	★
Sandhills Center	1,147	1,033	90.1%	★
Trillium Health Resources	1,582	1,557	98.4%	★
Vaya Health	603	552	91.5%	★
Totals	11,113	7,281	65.5%	

Number and Percent of LME-MCOs that met the SFY 2018 Standard:

6 (85.7%)

Notes:

1. ★ = Met the Performance Contract Standard. **N/A** = Not Applicable this quarter.
2. Percentages less than 90% are shaded red.

SFY 2018 Performance Contract Data/Report Submission Requirements
 Second Quarter Report
 October 1, 2017 - December 31, 2017

18. System of Care

Performance Requirement: LME-MCO submits a quarterly System of Care Report by the 15th of the month following the end of the 2nd and 4th quarters (or next business day if the due date is a weekend or holiday).

SFY 2018 Standard: All reports are accurate and complete and are received no later than 7 days after the due date.

LME-MCO	2nd Qtr Report Due 1/16/18		Standard Met ¹
	Date Received ²	Complete	
Alliance Behavioral Healthcare	1/15/18	Yes	★
Cardinal Innovations Healthcare Solutions	1/12/18	Yes	★
Eastpointe	1/12/18	Yes	★
Partners Behavioral Health Management	1/11/18	Yes	★
Sandhills Center	1/9/18	Yes	★
Trillium Health Resources	1/12/18	Yes	★
Vaya Health ³	1/14/18	Yes	★

Number and Percent of LME-MCOs that met the SFY 2018 Standard: 7 (100%)

- Notes:
1. ★ = Met the Performance Contract Standard.
 2. Dates that are shaded red indicate reports received >7 days after the due date.
 - Dates with yellow shading are within 7 days after the due date.
 3. Collaborative work plans were not submitted as required because from March to June, staff were not in place due to an agency wide reorganization.

SFY 2018 Performance Contract Data/Report Submission Requirements
 Second Quarter Report
 October 1, 2017 - December 31, 2017

19. SAPTBG Compliance Report

Performance Requirement: The LME-MCO shall submit a semi-annual SAPTBG Compliance Report by the 20th of the month (or next business day if on a holiday or weekend) following the end of the semi-annual period. Reports are accurate and complete and show at least 48 hours of Synar activity for the period.

SFY 2018 Standard: All reports are accurate and complete, show 48 hours of Synar activity, and are received no later than 10 days after the due date.

LME-MCO	Mid-Year Report (Due 1/22/18)			Standard Met ¹
	Date Received ²	Accurate and Complete	48 Hours Of Synar Activity ²	
Alliance Behavioral Healthcare	1/20/18	Yes	Yes	★
Cardinal Innovations Healthcare Solutions	1/22/18	Yes	Yes	★
Eastpointe	1/22/18	Yes	Yes	★
Partners Behavioral Health Management	1/22/18	Yes	Yes	★
Sandhills Center	1/19/18	Yes	Yes	★
Trillium Health Resources	1/22/18	Yes	Yes	★
Vaya Health	1/22/18	Yes	Yes	★

Number and Percent of LME-MCOs that met the SFY 2018 Standard:

7 (100%)

Notes:

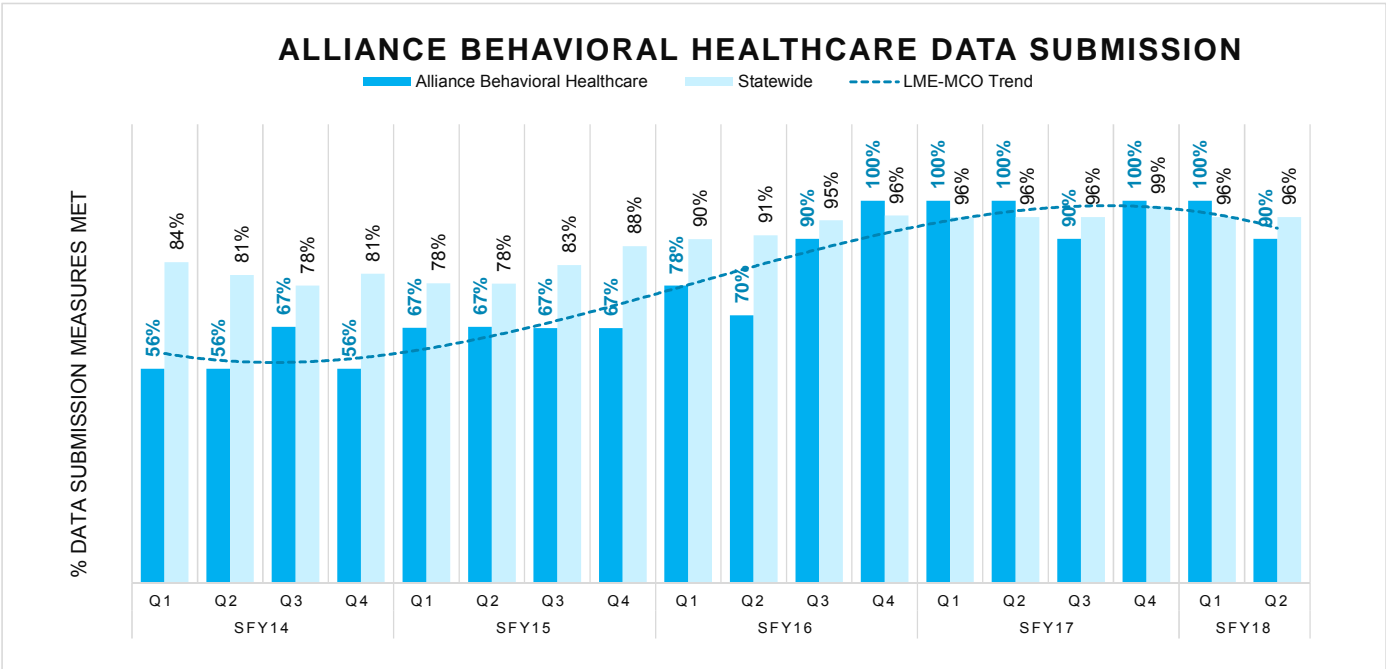
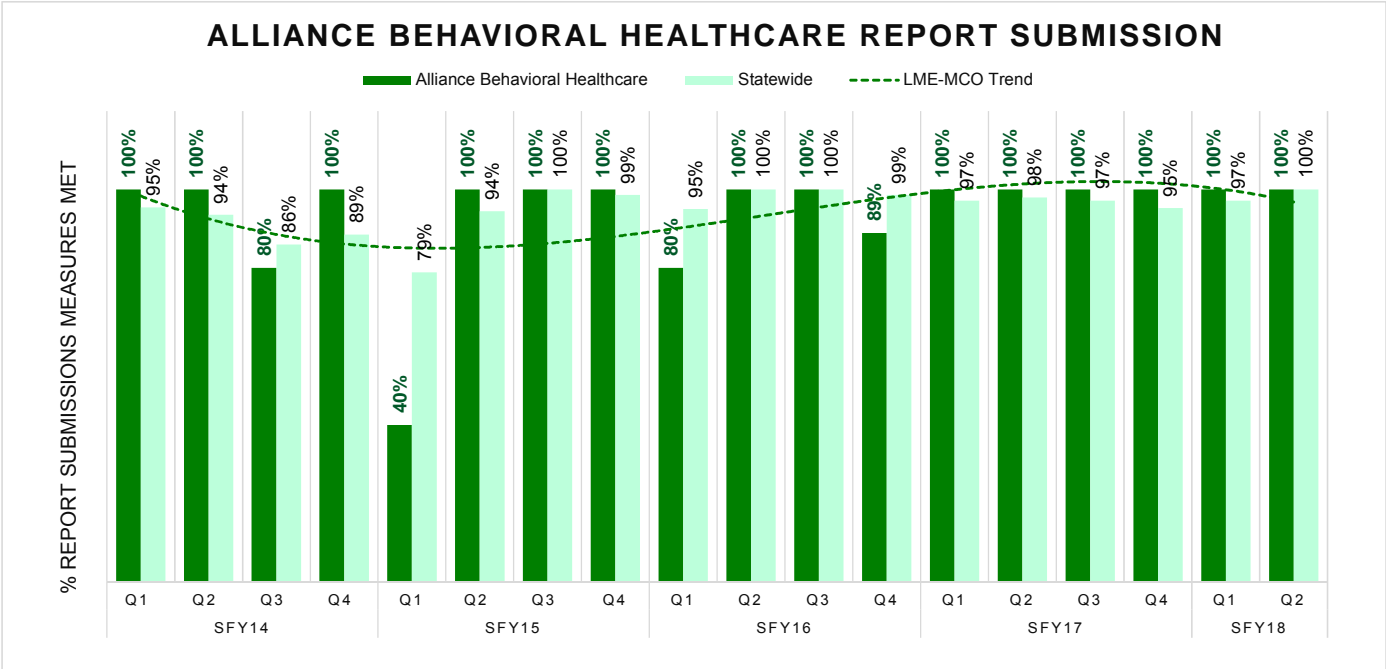
1. ★ = Met the Performance Contract Standard.

2. Dates received more than 10 days after the due date and Synar Activities < 48 hours are highlighted red.

Dates received within 10 days after the due date are highlighted yellow.



SFY 2018 Second Quarter LME-MCO Compliance with Reports & Data Requirements
Percent of Report and Data Submission Requirements Met
SFY2014 - SFY2018 Q2



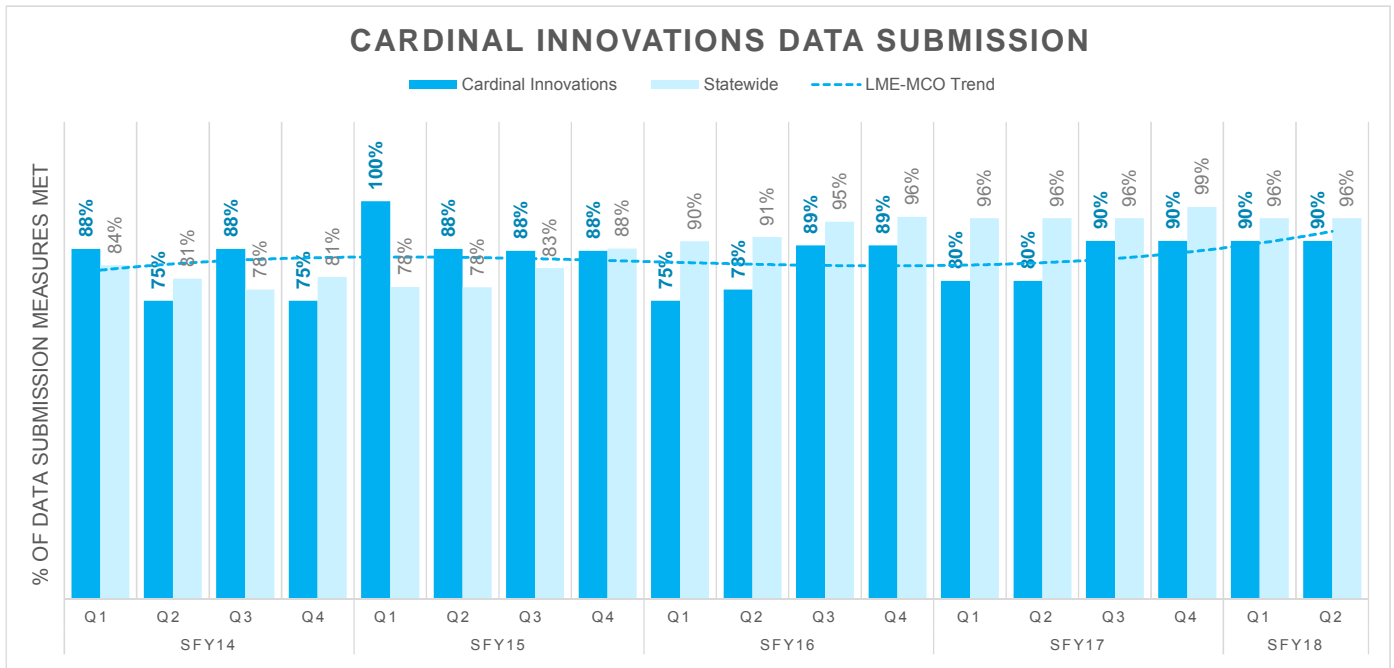
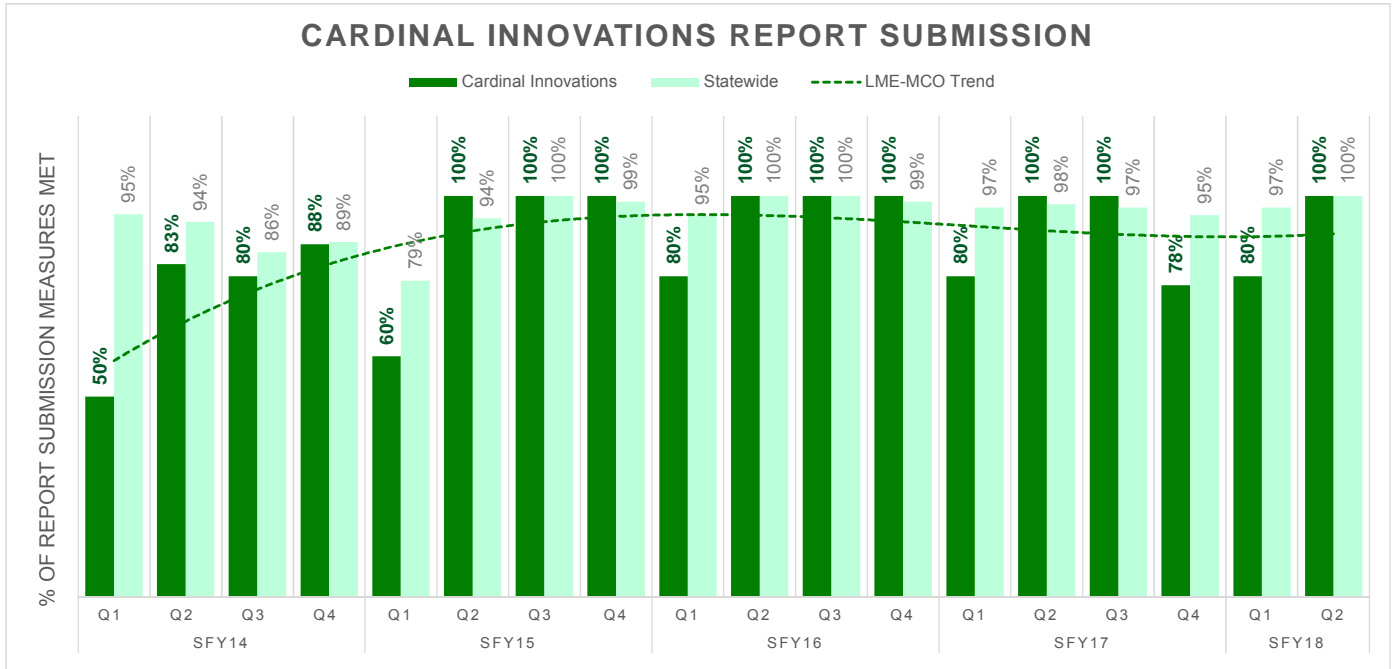
These graphs show Alliance Behavioral Healthcare’s overall performance compared with the state average (timeliness, completeness, accuracy) on submitting reports and data to the Division of MH/DD/SAS each quarter for the time period indicated as required by the DHHS - LME-MCO Performance Contract. Reporting requirements are attached to this report. The first set of graphs shows the percentage of report submission measures that were met, and the second set of graphs shows the percentage of data submission measures that were met.



SFY 2018 Second Quarter LME-MCO Compliance with Reports & Data Requirements

Percent of Report and Data Submission Requirements Met

SFY2014 - SFY2018 Q2



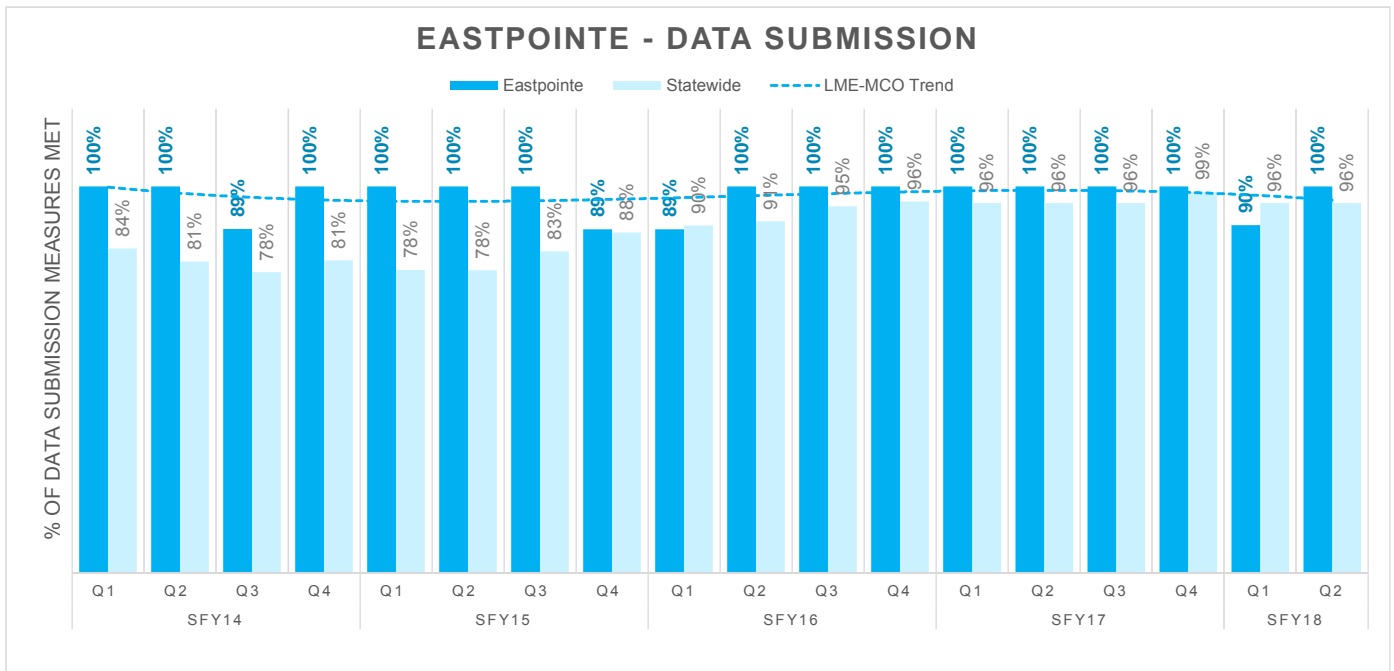
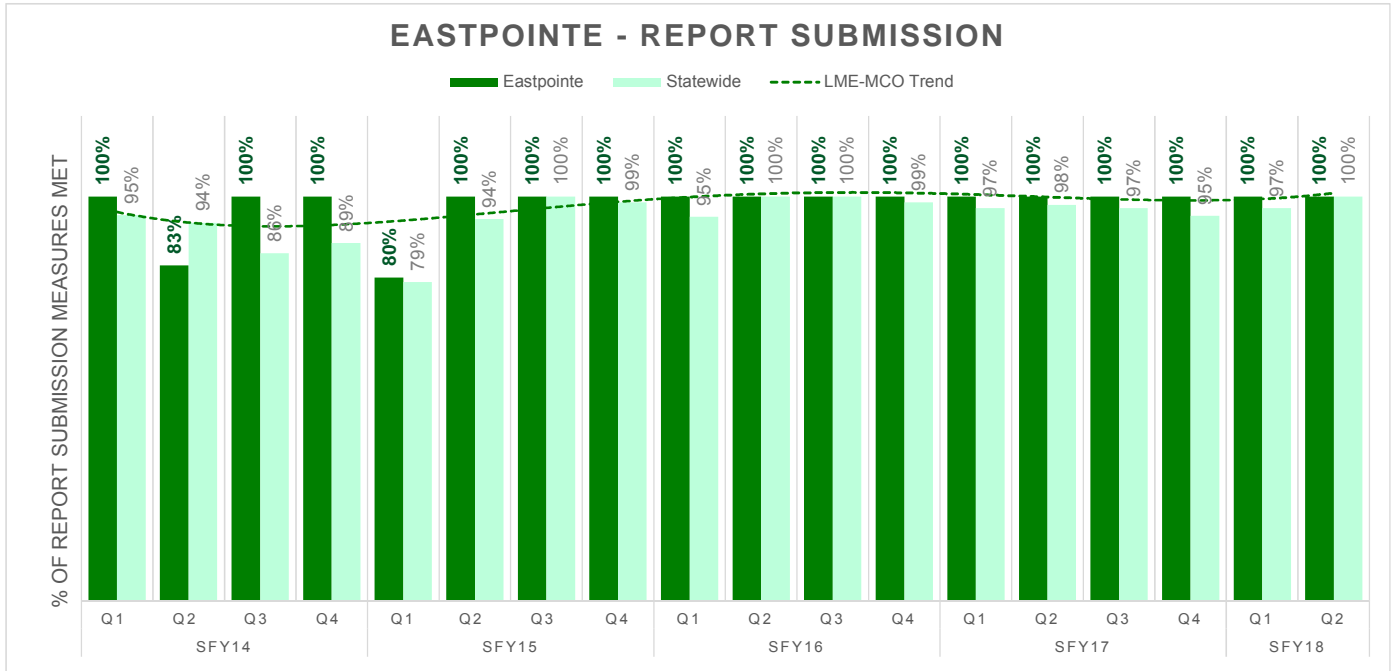
These graphs show Cardinal Innovations' overall performance compared with the state average (timeliness, completeness, accuracy) on submitting reports and data to the Division of MH/DD/SAS each quarter for the time period indicated as required by the DHHS - LME-MCO Performance Contract. Reporting requirements are attached to this report. The first set of graphs shows the percentage of report submission measures that were met, and the second set of graphs shows the percentage of data submission measures that were met.



SFY 2018 Second Quarter LME-MCO Compliance with Reports & Data Requirements

Percent of Report and Data Submission Requirements Met

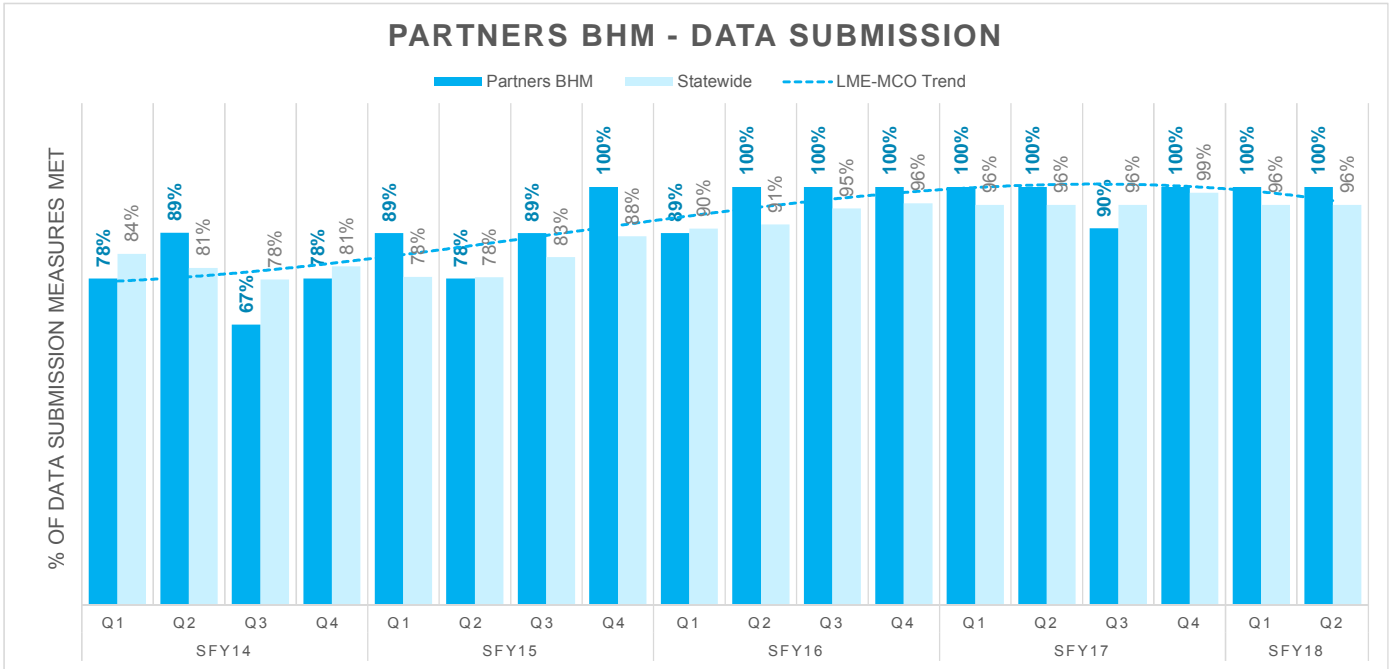
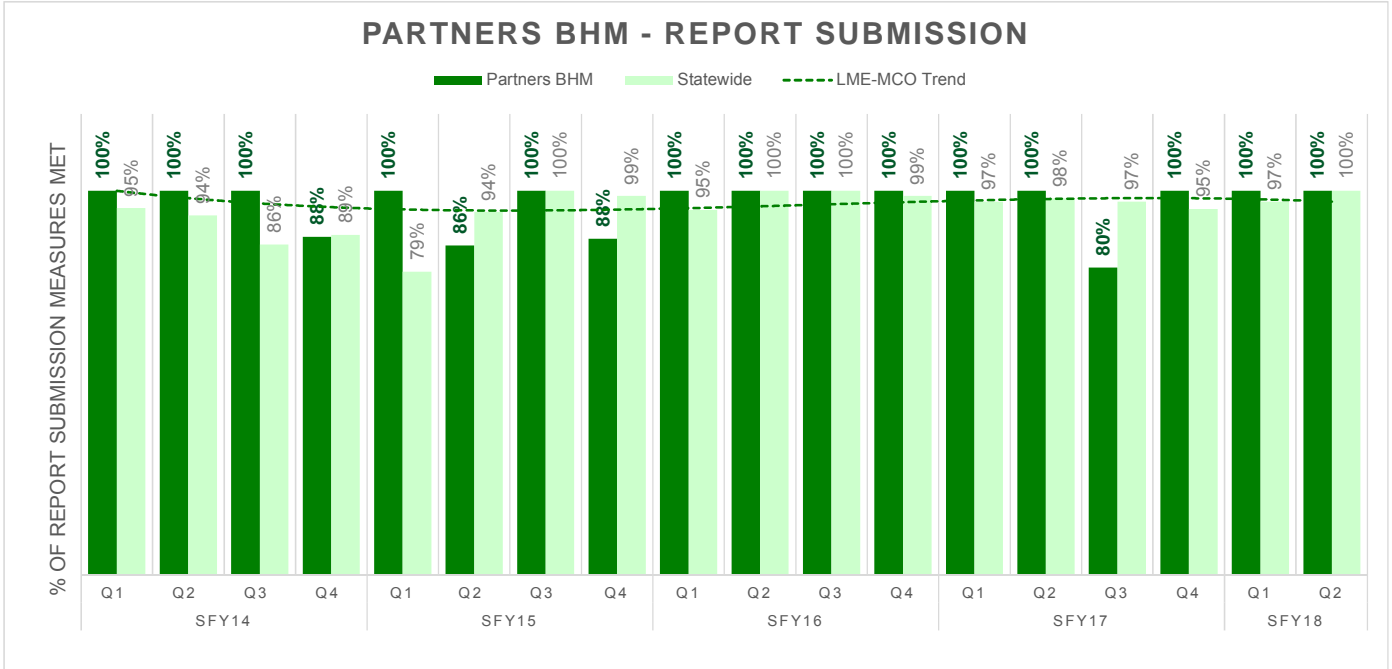
SFY2014 - SFY2018 Q2



These graphs show Eastpointe's overall performance compared with the state average (timeliness, completeness, accuracy) on submitting reports and data to the Division of MH/DD/SAS each quarter for the time period indicated as required by the DHHS - LME-MCO Performance Contract. Reporting requirements are attached to this report. The first set of graphs shows the percentage of report submission measures that were met, and the second set of graphs shows the percentage of data submission measures that were met.



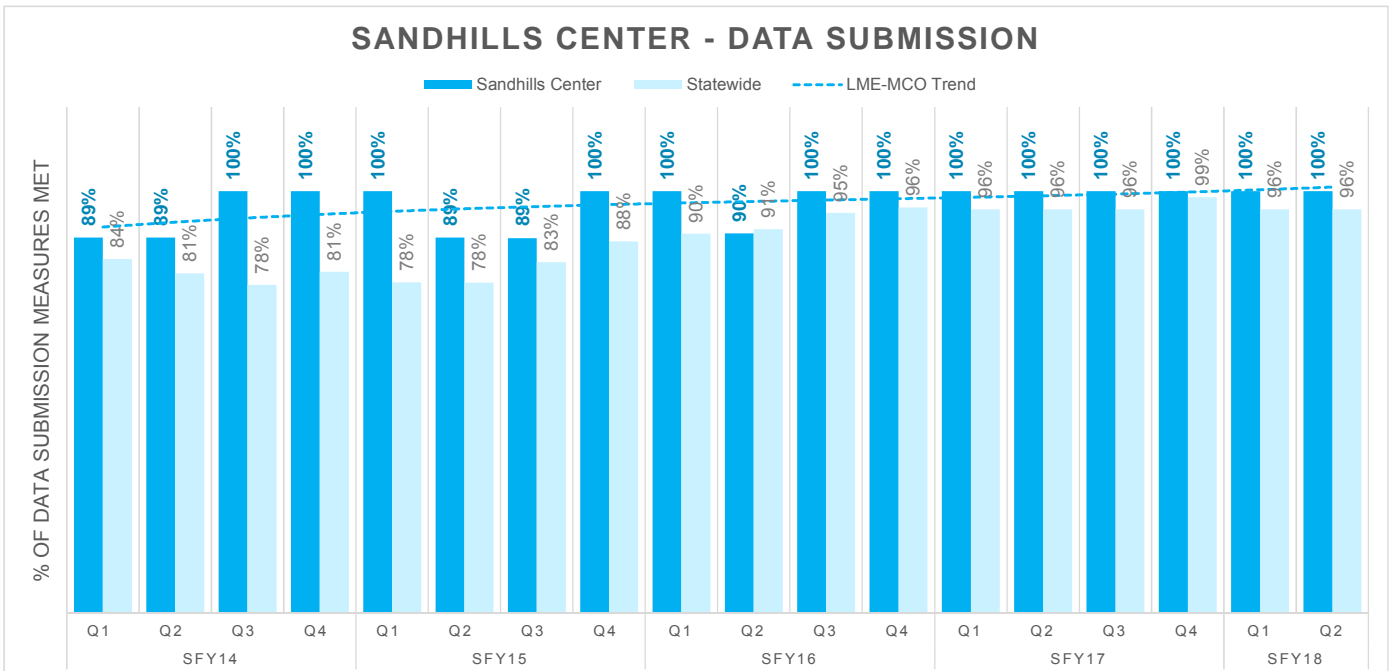
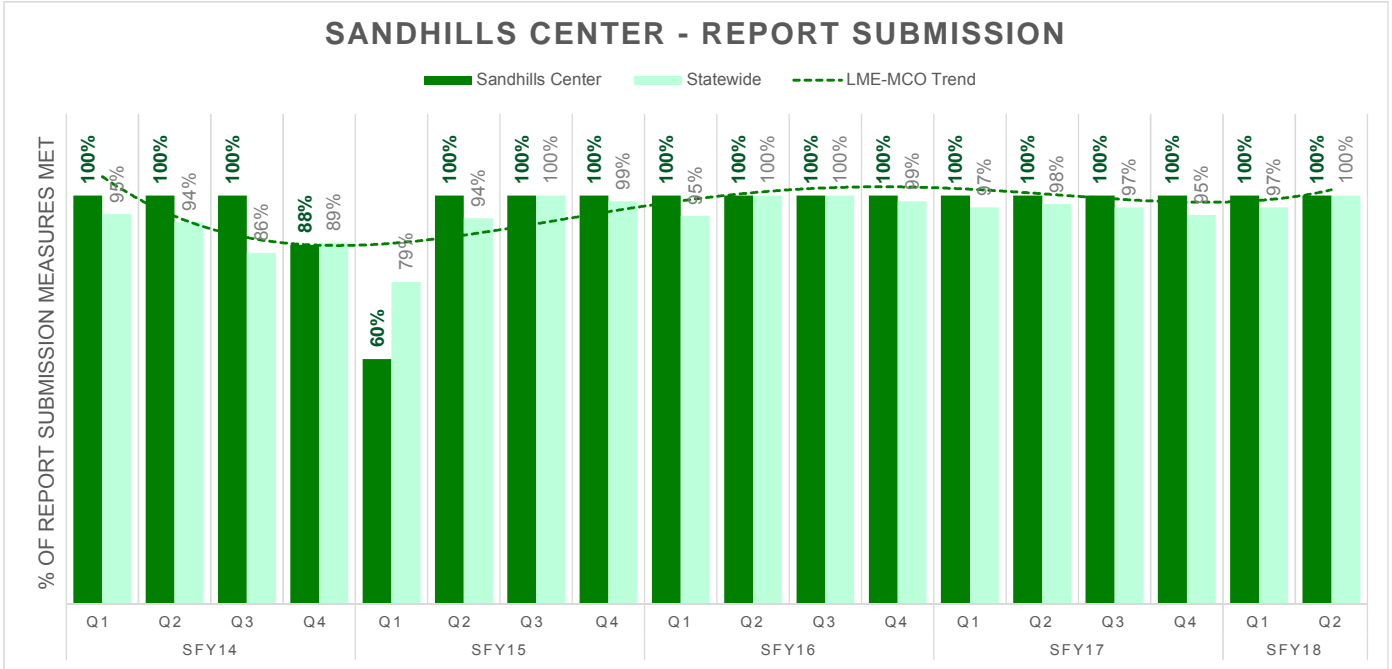
SFY 2018 Second Quarter LME-MCO Compliance with Reports & Data Requirements
Percent of Report and Data Submission Requirements Met
SFY2014 - SFY2018 Q2



These graphs show Partners Behavioral Health Management's overall performance compared with the state average (timeliness, completeness, accuracy) on submitting reports and data to the Division of MH/DD/SAS each quarter for the time period indicated as required by the DHHS - LME-MCO Performance Contract. Reporting requirements are attached to this report. The first set of graphs shows the percentage of report submission measures that were met, and the second set of graphs shows the percentage of data submission measures that were met.



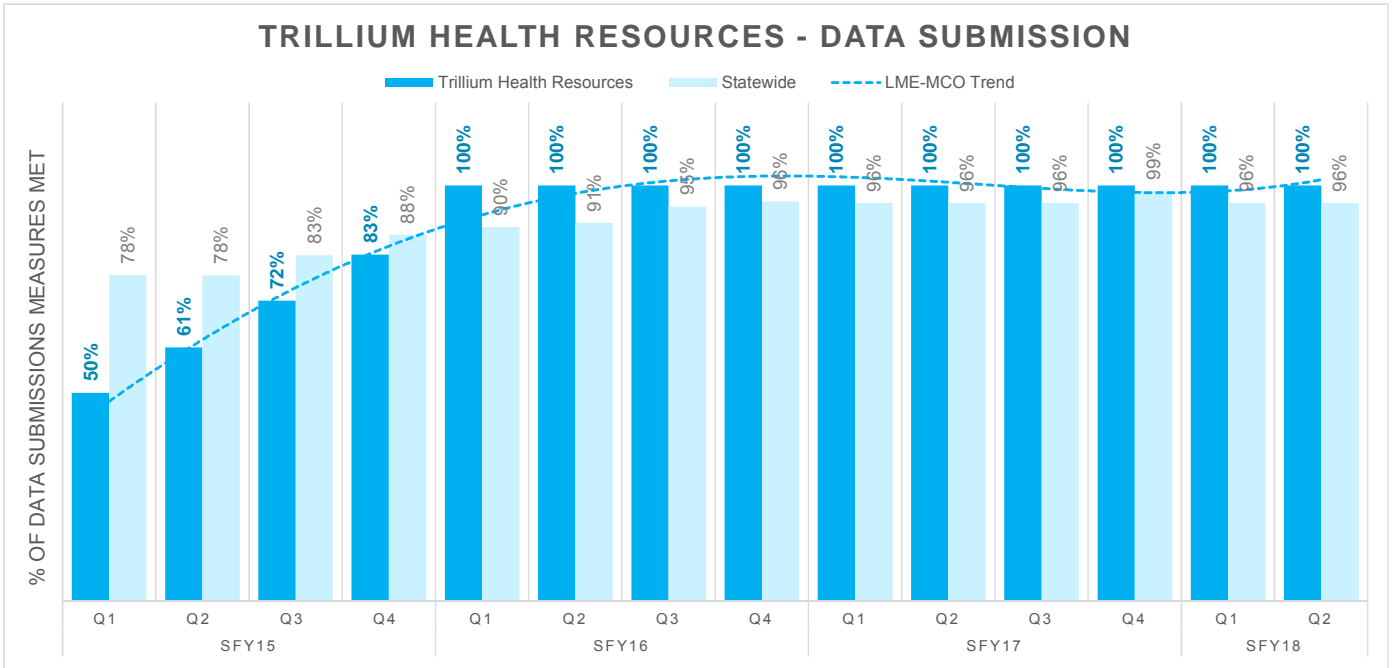
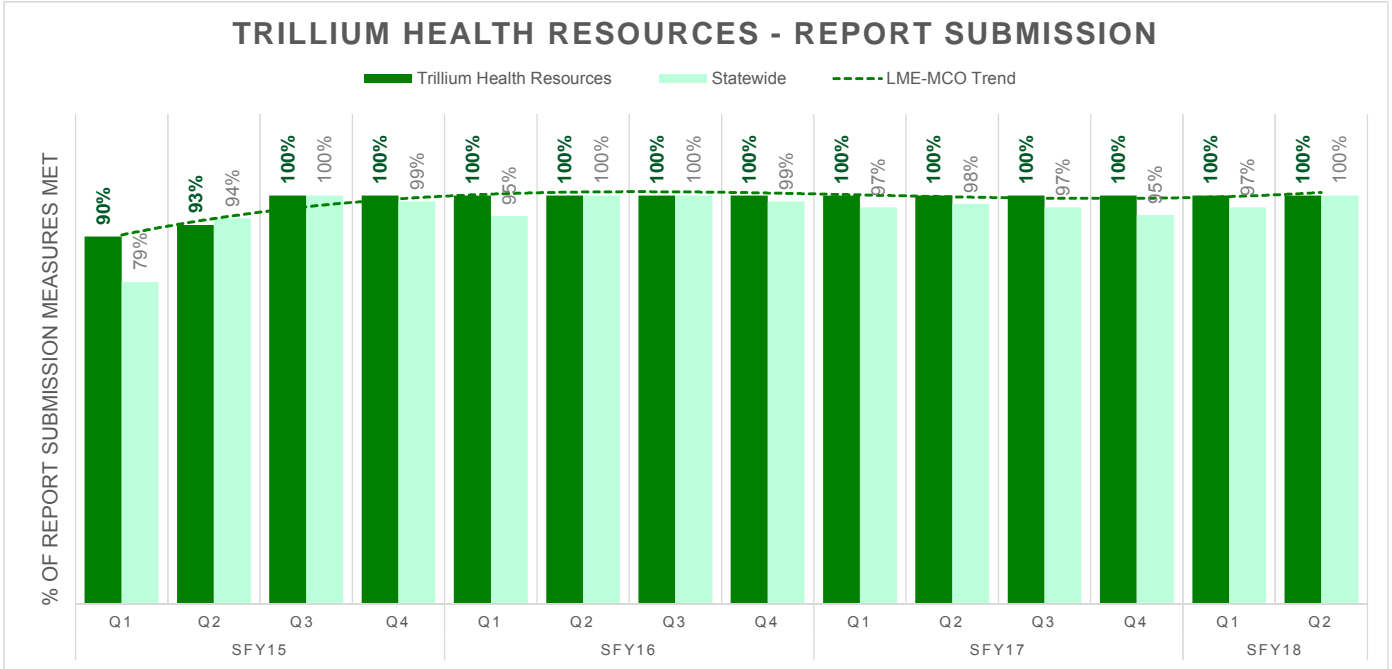
SFY 2018 Second Quarter LME-MCO Compliance with Reports & Data Requirements
Percent of Report and Data Submission Requirements Met
SFY2014 - SFY2018 Q2



These graphs show Sandhill Center's overall performance compared with the state average (timeliness, completeness, accuracy) on submitting reports and data to the Division of MH/DD/SAS each quarter for the time period indicated as required by the DHHS - LME-MCO Performance Contract. Reporting requirements are attached to this report. The first set of graphs shows the percentage of report submission measures that were met, and the second set of graphs shows the percentage of data submission measures that were met.



SFY 2018 Second Quarter LME-MCO Compliance with Reports & Data Requirements
Percent of Report and Data Submission Requirements Met
SFY2014 - SFY2018 Q2



These graphs show Trillium Health Resources's overall performance compared with the state average (timeliness, completeness, accuracy) on submitting reports and data to the Division of MH/DD/SAS each quarter for the time period indicated as required by the DHHS - LME-MCO Performance Contract. Reporting requirements are attached to this report. The first set of graphs shows the percentage of report submission measures that were met, and the second set of graphs shows the percentage of data submission measures that were met. Data for SFY2015 represents the average of ECBH and CoastalCare the year prior to their merger to form Trillium Health Resources.

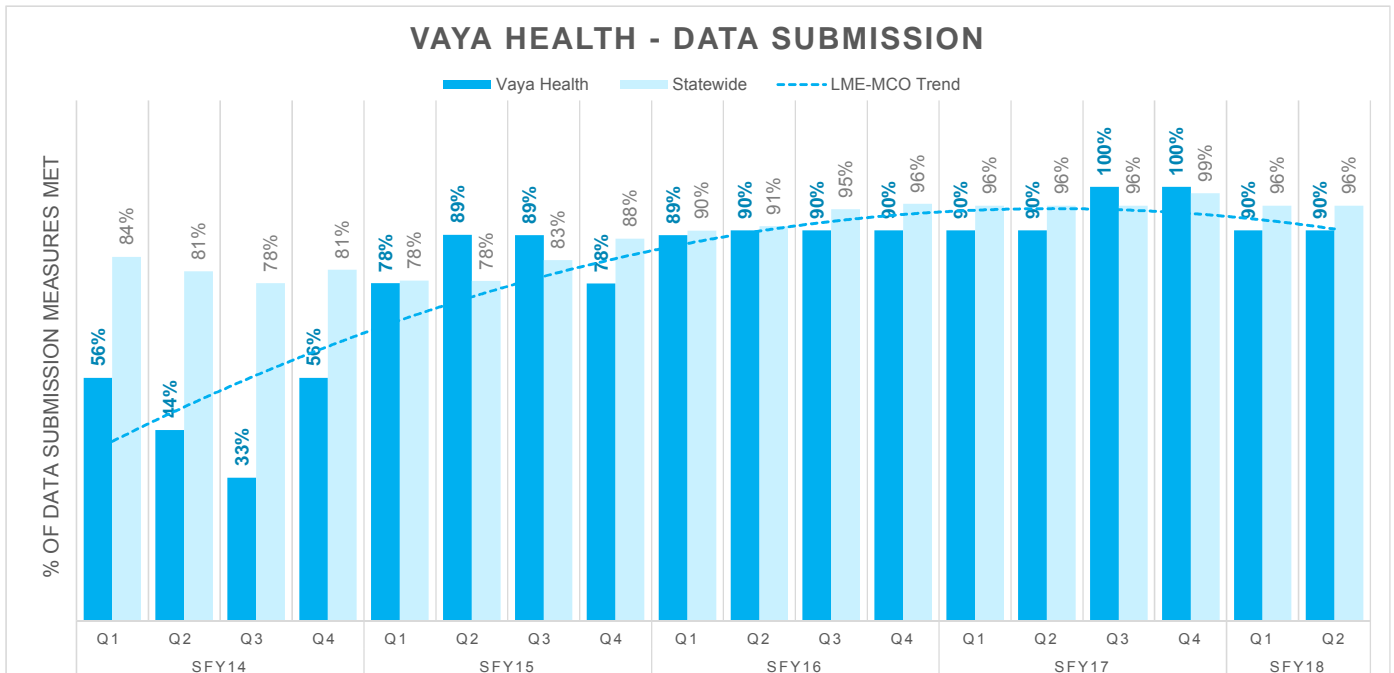
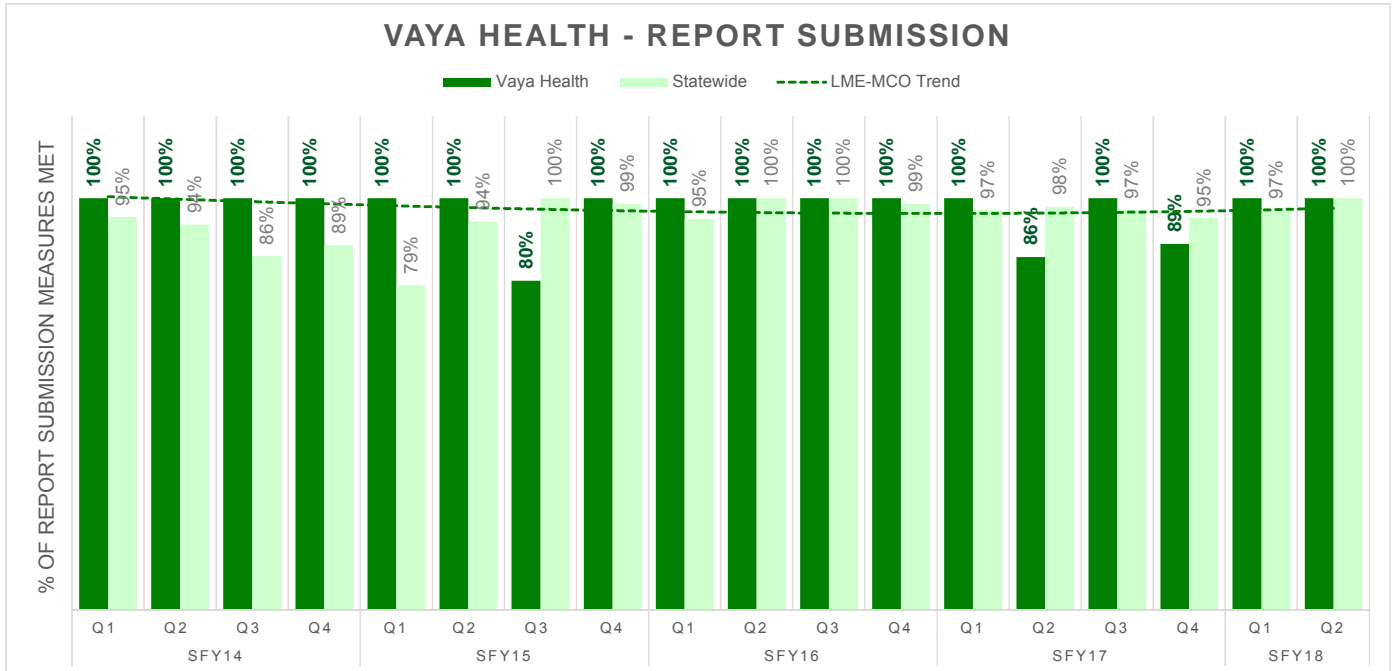




SFY 2018 Second Quarter LME-MCO Compliance with Reports & Data Requirements

Percent of Report and Data Submission Requirements Met

SFY2014 - SFY2018 Q2



These graphs show Vaya Health's overall performance compared with the state average (timeliness, completeness, accuracy) on submitting reports and data to the Division of MH/DD/SAS each quarter for the time period indicated as required by the DHHS - LME-MCO Performance Contract. Reporting requirements are attached to this report. The first set of graphs shows the percentage of report submission measures that were met, and the second set of graphs shows the percentage of data submission measures that were met.

Appendix: Summary of Revisions Made to the SFY2018 Second Quarter Report

Page 2 - Introduction - Overall, the LME-MCOs met 100 (previously 96) percent of the seven report submission requirements and 96 (previously 91) percent of the ten data submission requirements. Four (previously one) LME-MCOs met all 17 report and data submission requirements. The remaining three (previously five) LME-MCOs met 16 of the 17 report and data submission requirements.

Page 3 - Table of Contents - Added an Appendix summarizing revisions.

Page 5 - Performance Summary - shows higher performance (higher number of report and data submission requirements met) for four LME-MCOs. Eastpointe, Partners Behavioral Health Management, and Trillium Health Resources met 17 of 17 (100%) measures, and Vaya Health met 16 of 17 (94%) measures.

Page 7 - Table 2. SA Juvenile Justice Initiative Reports - Trillium Health Resources JJSAMH Partnership report changed from not accurate and complete to accurate and complete, resulting in the standard being met.

Page 12 - Table 7. CDW Diagnosis Records - the number of admissions and records with missing diagnosis changed slightly for all LME-MCOs resulting in no change in the standard being met.

Page 13 - Table 8. CDW 'Unknown' Value In Mandatory Fields (Admissions) - the number of admission records changed slightly for five LME-MCOs. The percentage of mandatory data fields that contained a value other than 'unknown' changed for Vaya Health. 'Education' changed from 99% to 100% and 'Attention Self Help' changed from 58% to 94%, resulting in the standard being met.

Page 14 - Table 9. CDW 'Unknown' Value In Mandatory Fields (Discharges) - the number of discharge records changed for all LME-MCOs. The percentage of mandatory data fields that contained a value other than 'unknown' changed for Vaya Health. 'Attention Self Help' changed from 99% to 100%, resulting in no change in the standard being met.

Page 15 - Table 10. CDW Identifying and Demographic Records - the number of claims changed for all LME-MCOs. The number of missing records and percent with records completed within 30 days remained the same, resulting in no change in the standard being met.

Page 16 - Table 11. CDW Drug of Choice Data - the number of claims and missing records changed for all LME-MCOs. The percent with records completed within 60 days changed slightly for two LME-MCOs (Trillium Health Resources changed from 96% to 97% and Vaya Health changed from 100% to 99%), resulting in no change in the standard being met.

Page 17 - Table 12. CDW Episode Completion (Discharge) Record - Substance Abuse Clients - the numbers changed for all LME-MCOs. The percent with appropriate activity or an episode completion record changed for all but one LME-MCO (Sandhills Center), resulting in two additional LME-MCOs meeting the 90% standard (Eastpointe changed from 76% to 94% and Partners Behavioral Health Management changed from 73% to 99%).

Page 23 - Table 19. SAPTBG Compliance Reports - Vaya Health report changed from not meeting 48 hours of SYNAR activities to meeting 48 hours of SYNAR activities, resulting in the standard being met.

Page 24 - Trend Graphs - Eastpointe's and Partners Behavioral Health Management's data submission trend graphs were updated to show they met 100% of requirements this quarter. Trillium Health Resources' report submission trend graph was updated to show it met 100% of requirements this quarter, and Vaya Health's report and data submission graphs were updated to show it met 100% of report submission requirements and 90% of data submission requirements. All LME-MCO trend graphs were updated showing 100% (previously 96%) of statewide report submission requirements were met and 96% (previously 91%) of statewide data submission requirements were met.

SFY 2017 - 2018 Performance Contract Reports/Data Requirements

Requirement	DMH/DD/SAS Report Contact	LME Actions	Reporting Schedule	Guidelines & Reports	Legislative citation for the requirement to collect the information or Allocation letter.	Description of how DMH staff uses the information.	Who uses the summary information/report.
Monthly Financial Report	Jay Dixon (919) 733-7013 Jay.Dixon@dhs.nc.gov	LME submits a Monthly Financial Report on a monthly basis by the 20th of the following month or next day of business on a weekend or holiday.	Monthly	Audits for all LME's are required to go to the Local Government Commission for Review and Approval.	Financial Status Report required by APSM 75-1, T10:14C.1102, report requested by the DHHS Controller's Office.	The data is monitored to determine County funding provided to the LME/MCO. The data is monitored to determine if revenues are exceeding expenditures. It also assists the budget office in determining whether an LME needs some level of financial monitoring.	Budget Office
Substance Abuse/Juvenile Justice Initiative Quarterly Report	Rachel Johnson (919) 715-2771 Rachel.Johnson@dhs.nc.gov	LME submits a monthly Substance Abuse/ Juvenile Justice Initiative Report. Reports are accurate and complete and are received monthly by the 20th of the following month or next day of business on a weekend or holiday.	Quarterly	Monthly Reports are submitted electronically at: https://uncg.qualtrics.com/SE/?SID=SV_e7EAp3eCOVqeBD&RID=MLRP_e9B5sBU39w0cJKN&Q_CHL=email Reports available on DMH/DD/SAS website: http://www.ijsamhp.org/publications/	NC General Statute 122C-115.4	Report is submitted to federal office as part of block grant reporting	DMH Office; Secretary's Office
Work First Initiative Quarterly Reports	Starleen Scott Robbins (919) 715-2774 Starleen.Scott-Robbins@dhs.nc.gov	LME submits a quarterly Work First Initiative Report by the 20th of the month following the end of the quarter. The reports are due to DMH/DD/SAS on October 15th (for July - September), January 15th (for October - December), April 15th (for January - March) , and July 15th (for April - June). Reports are accurate and complete and are received by the due date.	Quarterly	Website under re-construction.	NC General Statute 108A-25.2; G.S. 108A-29.1; NC DSSFNS 290	Report is submitted to federal office as part of block grant reporting and to State DSS for legislative reporting.	DMH Office; Secretary's Office; NC Legislature; NC Division of Social Services
System of Care Report	Eric Harbour (919) 715-2774 Eric.Harbour@dhs.nc.gov	LME/MCO's submit semi-annual System of Care Reports. The first reporting period (July-December)/ reports are due by January 15th. The second reporting period (January-June) reports are due by July 15th.	Semi-annually	SOC information: http://www.ncdhs.gov/mhddsas/services/serviceschildfamily/index.htm	NC General Statute 122C-115.4.	Data is used in the System of Care Year end Activity report. In addition the data is reported as a part of the MH Block Grant	DMH Leadership; Internal staff.
Client Data Warehouse (CDW) Admissions	Matthew McMorran (919) 733-4660 Matthew.McMorran@dhs.nc.gov	LME collects and submits required CDW record types by the 15th of each month.	Quarterly	CDW Reporting Requirements Manual website: http://www.ncdhs.gov/mhddsas/statspublications/Publications/CDW/cdwtechspecs1.12.pdf Reports available on DMH/DD/SAS website: http://www.ncdhs.gov/mhddsas/providers/CDW/index.htm	NC General Statute 122C-115.4. APSM 70-1, CDW Reporting Requirements Manual	Report is submitted to federal office as part of block grant reporting	DMH Office; Secretary's Office; NC Legislature; Federal Reporting
Client Data Warehouse (CDW) ICD-9 Diagnosis		LME collects and submits required CDW record types by the 15th of each month. Data has been entered in all required fields.					
Client Data Warehouse (CDW) Unknown Data (admissions)		LME collects and submits required CDW record types by the 15th of each month. Required fields contain a value other than "unknown."					
Client Data Warehouse (CDW) Unknown Data (discharges)		LME collects and submits required CDW record types by the 15th of each month. Required fields contain a value other than "unknown."					
Client Data Warehouse (CDW) Identifying & Demographic Records		LME collects and submits required CDW record types by the 15th of each month. Open clients who are enrolled in a benefit plan and receive a billable service will have a completed identifying record (record type 10) and a completed demographic record (record type 11) in CDW within 30 days of the beginning date of service on the paid claims record.					
Client Data Warehouse (CDW) Drug of Choice		LME collects and submits required CDW record types by the 15th of each month. A drug of choice record (record type 17) is completed within 60 days of the beginning date of services for clients enrolled in any of the following benefit plans: ASCDR, ASTER, ASWOM, and CSSAD.					
Client Data Warehouse (CDW) - Episode Completion Record	LME collects and submits required Client Data Warehouse (CDW) record types by the 15th of each month (1 quarter lag time). LME must submit discharge record (12) for clients that does not show any activity in 60 days or must follow CDW flow chart.						
NC-TOPPS Update Interviews	Jennifer Bowman, (919) 733-0696 Jennifer.Bowman@dhs.nc.gov	LMEs are responsible for assuring that service providers conduct Initial and Update Interviews at appropriate intervals with consumers who qualify for NC-TOPPS.	Quarterly	NC-TOPPS Guidelines and Dashboard is available on DMH/DD/SAS website: http://www.ncdhs.gov/mhddsas/providers/NCTOPPS/index.htm	NC General Statute 122C-115.4.	Report is submitted to federal office as part of block grant reporting	DMH Office; DMA Office; Secretary's Office; NC Legislature; Federal Reporting
NC Support Needs Assessment Profile (NC-SNAP)	Rachel Noel (919) 715-1294 Rachel.Noel@dhs.nc.gov	LME, through providers, collects and enters annual NC-SNAP assessments into the NC-SNAP web base application for all consumers receiving DD services and initial contact NC-SNAP assessments for all consumers waiting for DD service.	Quarterly	NC-SNAP information is available of the DMH/DD/SAS website: http://www.ncdhs.gov/mhddsas/providers/NCSNAP/index.htm	NC General Statute 122C-115.4.	The NC-SNAP measures an individual's level of intensity of need for developmental disabilities (DD) supports and services.	DMH Office; Secretary's Office; NC Legislature; Federal Reporting
SAPTBG Compliance Report	DeDe Severino (919) 733-0696 Dede.Severino@dhs.nc.gov	Each LME submits a semi-annual SAPTBG Compliance Report by the 20th of the month following the end of the semi-annual (6 month) period (usual due dates are January 20th and July 20th). Reports are accurate and complete, show at least 48 hours of Synar activity for the reporting period, and are received by the due date.	Semi-annually	The SAPTBG Compliance Report template available on DMH/DD/SAS website: http://www.ncdhs.gov/mhddsas/statspublications/Forms/index.htm#formslme SAMHSA Synar report includes NC data: SAMHSA Synar report includes NC data: http://www.samhsa.gov/prevention/2011-Annual-Synar-Report.pdf	NC General Statute 122C-115.4	Aggregate data from the report is submitted to federal office as part of block grant reporting	DMH Office; Secretary's Office
National Core Indicators (NCI) Consents and Pre-Surveys	Karen Feasel, (919) 733-0696 Karen.Feasel@dhs.nc.gov	LME annually submits within the specified timeframes the required numbers of completed consent, background, and pre-survey forms for selected individuals who consent to participate in the adult consumer survey, and family/guardian addresses for individuals selected for the mailed family surveys. All submissions are complete and submitted by the due date.	Annually - Fourth Quarter	DM/DD/SAS-Community Policy Management Section annually sends correspondence to LMEs explaining the NCI process and what is required (e.g. database, consent forms, pre-surveys, refusal forms, and names and addresses of legal guardians/family members). For reports go to the National Core Indicator website: http://www.nationalcoreindicators.org/	NC General Statute 122C-115.4.	Data is sent to HSR1 as a part of the NCI national project. Measures are generated as a part of the CAP-MR/DD Waiver project from data.	DMH Office; DMA Office; Secretary's Office; Office of Disability and Health; NC Council of Community Programs; NC Legislature; Federal Reporting.
Geriatric Adult Mental Health Specialty Team Quarterly Report	Debbie Webster (919) 715-2774 Debbie.Webster@dhs.nc.gov	All funded LMEs submit quarterly reports from GAST programs. The reports are due to DMH/DD/SAS on October 15th, January 15th, April 15th and July 15th.	Quarterly	Recent reports are not available on the web but are available upon request.	Senate Bill 1148.	Tracking program expenditures per LME, number of facilities served, and the number of trainings and consultations provider per facility	DMH Leadership & Internal staff.
PATH Quarterly Report	Debbie Webster (919) 715-2774 Debbie.Webster@dhs.nc.gov	All funded LME's submit the PATH Quarterly Reports from the PATH Provider. The reports are due to DMH/DD/SAS on October 15th, January 15th, April 15th and July 15th.	Quarterly	Recent reports are not available on the web but are available upon request. SAMHSA PATH Reports: http://pathprogram.samhsa.gov/Path/ProgramInformation.aspx	NC General Statute 122C-115.4. PATH Grant reporting requirements. SAMHSA requirement.	Tracking program expenditures, number of persons served, housed and transitioned to community mental health services for each team	DMH Leadership & Internal staff.
LME Complaint Report	Stacie Forrest (919) 715-3197 Stacie.Forrest@dhs.nc.gov	The LME submits the complaint reports 45 days after the Quarter in which data is collected. The reports are due to DMH/DD/SAS on February 15 (for October - December), May 15 (for January - March) , August 15 (for April - June) and November 15 (for July - September).	Quarterly	Reports can be found at: http://www.ncdhs.gov/mhddsas/statspublications/Forms/index.htm#formslme	NC General Statute 122C-115.4. 10A NCAC 27G .0609	Looks at LME performance trends. Summary of LME activities reported concerning complaints and consumer rights.	DMH Office and DMA
TBI Quarterly & Annual Reports	Scott Pokorny (919) 715-2255 Scott.Pokorny@dhs.nc.gov	Quarterly - LMEs report on TBI dollars spent and categories of how it was spent. Annually - LME's report demographic information about the TBI state funds programming.	Quarterly & Annually	Recent reports are not available on the web but are available upon request.	NC Senate Bill 704 and TBI specific allocation	Information is used to report data to the Brain Injury Advisory Council and to monitor performance of the use of services.	DMH Leadership. Brain Injury Advisory Council

SFY 2017 - 2018 Performance Contract Reports/Data Requirements

Requirement	DMH/DD/SAS Report Contact	LME Actions	Reporting Schedule	Guidelines & Reports	Legislative citation for the requirement to collect the information or Allocation letter.	Description of how DMH staff uses the information.	Who uses the summary information/report.
Consumer Perception of Care Survey (POC)	Judy Boone, (919) 733-4460 Judy.Boone@dhhs.nc.gov	The LME shall ensure that its providers collect and submit complete information of consumers as required by the DHHS policy, on a timely manner. The LME shall provide information and support to its providers to encourage use of data collected by LME and DHHS for improvement of service quality.	Annually - Third Quarter	DMH/DD/SAS-Community Policy Management Section annually sends correspondence to LMEs providing instructions for submitting the surveys. Reports available on DMH/DD/SAS website: http://www.ncdhhs.gov/mhddsas/providers/CDW/consumerperceptionrpts/index.htm	NC General Statute 122C-115.4.	Report is submitted to federal office as part of block grant reporting	DMH Office; Secretary's Office; NC Legislature; Federal Reporting
LME/MCO Monitoring Report	Patsy Coleman, Patsy.Coleman@dhhs.nc.gov	LME/MCOs report monthly on measures including call center activities, persons served, community psychiatric hospitalizations, authorization requests, claims, and complaints for both the uninsured and persons receiving Medicaid.	Monthly	Reports are sent out via the NC-Council	NC General Statute 122C-115.4.	Data provides performance information on LME/MCO behavioral health system.	DMHDDSAS, DMA and Secretary's Office.
LME/MCO Performance Measurement & Reporting	Michael Schwartz (919) 733-0696 Michael.Schwartz@dhhs.nc.gov	LME/MCOs report on measures including prevention and early intervention, timely access to care, penetration rates, initiation and engagement in services, crisis and inpatient services, and continuity of care.	Quarterly	Reports can be found at: http://www.ncdhhs.gov/mhddsas/statpublications/Reports/DivisionInitiativeReports/communitysystems/index.htm	NC General Statute 122C-115.4.	The data submitted will be used by DMA and DMH/DD/SAS to monitor the quality, access, timeliness and care management operations. Once encounter and shadow claim information is successfully transmitting through NC-TRACKS, DHHS will re-evaluate performance measure reporting requirements.	DMHDDSAS and DMA
Call Center Access to Care Report	Michael Schwartz (919) 733-0696 Michael.Schwartz@dhhs.nc.gov	LME maintains a log for each request for service and submits a quarterly report by the 30th of the month following the end of the quarter on access to care provided within the target time standard.	Quarterly	Reports can be found at: http://www.ncdhhs.gov/mhddsas/statpublications/Reports/DivisionInitiativeReports/communitysystems/index.htm	NC General Statute 122C-115.4.	Data provides performance information on LME/MCO behavioral health system.	DMHDDSAS
NC-START & Crisis Respite	Rachel Noel (919) 715-1294 Rachel.Noel@dhhs.nc.gov	NC-START Teams collect data and submit to the regional host MCO and Rachel Noell at DMH/DD/SAS; data entered into the NC START database which provides a quarterly and annual summary.	Quarterly	Legislature provides only general information on data required for report. Reporting requirements are outlined in the original host LME allocation letter. Website: http://www2.ncdhhs.gov/mhddsas/services/crisisservices/ncstart.htm	Allocation letters are sent out on an annual basis from the Budget Office. NC START data is submitted to LME through Provider agencies.	Captures number of service events, level of intensity, where referrals come from, etc.	DMH Staff. State Operated Healthcare Facility Staff. Trend analysis is sent to the LME/Host Program.
Mobile Crisis Services	Art Eccleston art.eccleston@dhhs.nc.gov	Report is no longer required as of 02/15/2015, data collected in Monthly Monitoring Report.					
LME Crisis and Inpatient Quarterly Report	Art Eccleston art.eccleston@dhhs.nc.gov	Report is no longer required as of 1/1/14, data collected in Monthly Monitoring Report.					
DD Wait List	Sandy Ellsworth sandy.ellsworth@dhhs.nc.gov	Report is no longer required as of 10/16/13, data collected in Monthly Monitoring Report.					
Incident Response Improvement System (IRIS)	Glenda Stokes Glenda.Stokes@dhhs.nc.gov	Report is no longer required, DMH/DD/SAS access data through IRIS. LME is responsible for monitoring the provider's response to the incident to ensure that necessary steps have been taken to protect health and safety and to minimize the occurrence of future incidents.					
Three Way Contract	Patsy Coleman, Patsy.Coleman@dhhs.nc.gov	Report is currently not required					
Hospital Bed Day Census Report	Kent Woodson Kent.Woodson@dhhs.nc.gov	Report sent by Hospital to DMH/DD/SAS					
Housing Activities & Annual Report	Ken Edminster Ken.Edminster@dhhs.nc.gov	Report is currently not required					
Walk In Report	Art Eccleston art.eccleston@dhhs.nc.gov	Report is currently not required					

Performance Contract Reporting Requirement

Reports No Longer Required

Reported & Not A Performance Contract Requirement