

Division of Social Services

Social Services Block Grant

Intended Use Plan

The Paperwork Reduction Act of 1995 (Pub. L. 104-13). STATEMENT OF PUBLIC BURDEN: Through this information collection, ACF is identifying plans for State use of Social Services Block Grant (SSBG) Funding. The purpose of this information is to identify estimated SSBG expenditures and recipients, as well as the intended geographic location and eligibility considerations for planned services. Information will be used to gain insight on the administration of the SSBG program and to provide support to grantees related to the administration of their SSBG program. Public reporting burden for this collection of information is estimated to average 40 hours per response, including the time for reviewing instructions, gathering and maintaining the data needed, and reviewing the collection of information. This is a mandatory collection of information and is required to retain a benefit [45 C.F.R. §96.74.]. An agency may not conduct or sponsor, and a person is not required to respond to, a collection of information subject to the requirements of the Paperwork Reduction Act of 1995, unless it displays a currently valid OMB control number. The OMB # is 0970-0234 and the expiration date is _____. If you have any comments on this collection of information, please contact the Office of Community Services, Social Services Block Grant Program via email: SSBG@acf.hhs.gov.

II. Administrative Operations

1. Administering Agency _____

2. Location _____

3. Mission/Goals of Agency

4. Description of Financial Operations Systems

III. Program Planning

1. Planning for Distribution and Use of Funds

Describe the planning process for determining the State's use and distribution of SSBG funds.

2. Describe the Characteristics of Individuals to be Served

Include definitions for child, adult, and family; eligibility criteria; and income guidelines.

3. Public Inspection of Pre-Expenditure Report

Describe how the State made available for public inspection and comment the current Pre-Expenditure Report or revision to the report. Supporting documentation for public inspection is also required. (See V. Appendices, Appendix A: Documentation of public Hearing).

IV. Program Operations

Complete one table for each service category provided by the state during the reporting period.

1. Program Operations – Adoption Services

a. Service Category (use uniform definition) – Adoption Services
b. SSBG Goal
c. Description of Services
d. Description of Recipients (eligibility considerations)
e. Method of Delivery and Geographic Area
f. Partnering State Agency
g. Subgrantee / Service Providers

2. Program Operations – Case Management Services

a. Service Category (use uniform definition) – Case Management Services
b. SSBG Goal
c. Description of Services
d. Description of Recipients (eligibility considerations)
e. Method of Delivery and Geographic Area
f. Partnering State Agency
g. Subgrantee / Service Providers

3. Program Operations – Congregate Meals

a. Service Category (use uniform definition) – Congregate Meals
b. SSBG Goal
c. Description of Services
d. Description of Recipients (eligibility considerations)
e. Method of Delivery and Geographic Area
f. Partnering State Agency
g. Subgrantee / Service Providers

4. Program Operations – Counseling Services

a. Service Category (use uniform definition) – Counseling Services
b. SSBG Goal
c. Description of Services
d. Description of Recipients (eligibility considerations)
e. Method of Delivery and Geographic Area
f. Partnering State Agency
g. Subgrantee / Service Providers

5. Program Operations – Day Care Services – Adults

a. Service Category (use uniform definition) – Day Care Services – Adults
b. SSBG Goal
c. Description of Services
d. Description of Recipients (eligibility considerations)
e. Method of Delivery and Geographic Area
f. Partnering State Agency
g. Subgrantee / Service Providers

6. Program Operations – Day Care Services – Children

a. Service Category (use uniform definition) – Day Care Services – Children
b. SSBG Goal
c. Description of Services
d. Description of Recipients (eligibility considerations)
e. Method of Delivery and Geographic Area
f. Partnering State Agency
g. Subgrantee / Service Providers

7. Program Operations – Education and Training Services

a. Service Category (use uniform definition) – Education and Training Services
b. SSBG Goal
c. Description of Services
d. Description of Recipients (eligibility considerations)
e. Method of Delivery and Geographic Area
f. Partnering State Agency
g. Subgrantee / Service Providers

8. Program Operations – Employment Services

a. Service Category (use uniform definition) – Employment Services
b. SSBG Goal
c. Description of Services
d. Description of Recipients (eligibility considerations)
e. Method of Delivery and Geographic Area
f. Partnering State Agency
g. Subgrantee / Service Providers

9. Program Operations – Family Planning Services

a. Service Category (use uniform definition) – Family Planning Services
b. SSBG Goal
c. Description of Services
d. Description of Recipients (eligibility considerations)
e. Method of Delivery and Geographic Area
f. Partnering State Agency
g. Subgrantee / Service Providers

10. Program Operations – Foster Care Services for Adults

a. Service Category (use uniform definition) – Foster Care Services for Adults
b. SSBG Goal
c. Description of Services
d. Description of Recipients (eligibility considerations)
e. Method of Delivery and Geographic Area
f. Partnering State Agency
g. Subgrantee / Service Providers

11. Program Operations – Foster Care Services for Children

a. Service Category (use uniform definition) – Prevention and Intervention Services
b. SSBG Goal
c. Description of Services
d. Description of Recipients (eligibility considerations)
e. Method of Delivery and Geographic Area
f. Partnering State Agency
g. Subgrantee / Service Providers

12. Program Operations – Health Related and Home Health Services

a. Service Category (use uniform definition) – Health Related and Home Health Services
b. SSBG Goal
c. Description of Services
d. Description of Recipients (eligibility considerations)
e. Method of Delivery and Geographic Area
f. Partnering State Agency
g. Subgrantee / Service Providers

13. Program Operations – Home Based Services

a. Service Category (use uniform definition) – Home Based Services
b. SSBG Goal
c. Description of Services
d. Description of Recipients (eligibility considerations)
e. Method of Delivery and Geographic Area
f. Partnering State Agency
g. Subgrantee / Service Providers

14. Program Operations – Home Delivered Meals

a. Service Category (use uniform definition) – Home Delivered Meals
b. SSBG Goal
c. Description of Services
d. Description of Recipients (eligibility considerations)
e. Method of Delivery and Geographic Area
f. Partnering State Agency
g. Subgrantee / Service Providers

15. Program Operations – Housing Services

a. Service Category (use uniform definition) – Housing Services
b. SSBG Goal
c. Description of Services
d. Description of Recipients (eligibility considerations)
e. Method of Delivery and Geographic Area
f. Partnering State Agency
g. Subgrantee / Service Providers

16. Program Operations – Independent and Transitional Living Services

a. Service Category (use uniform definition) – Independent and Transitional Living Services
b. SSBG Goal
c. Description of Services
d. Description of Recipients (eligibility considerations)
e. Method of Delivery and Geographic Area
f. Partnering State Agency
g. Subgrantee / Service Providers

17. Program Operations – Information and Referral

a. Service Category (use uniform definition) – Information and Referral
b. SSBG Goal
c. Description of Services
d. Description of Recipients (eligibility considerations)
e. Method of Delivery and Geographic Area
f. Partnering State Agency
g. Subgrantee / Service Providers

18. Program Operations – Legal Services

a. Service Category (use uniform definition) – Legal Services
b. SSBG Goal
c. Description of Services
d. Description of Recipients (eligibility considerations)
e. Method of Delivery and Geographic Area
f. Partnering State Agency
g. Subgrantee / Service Providers

19. Program Operations – Pregnancy and Parenting Services for Young Parents

a. Service Category (use uniform definition) – Pregnancy and Parenting Services for Young Parents
b. SSBG Goal
c. Description of Services
d. Description of Recipients (eligibility considerations)
e. Method of Delivery and Geographic Area
f. Partnering State Agency
g. Subgrantee / Service Providers

20. Program Operations – Prevention and Intervention Services

a. Service Category (use uniform definition) – Prevention and Intervention Services
b. SSBG Goal
c. Description of Services
d. Description of Recipients (eligibility considerations)
e. Method of Delivery and Geographic Area
f. Partnering State Agency
g. Subgrantee / Service Providers

21. Program Operations – Protective Services for Adults

a. Service Category (use uniform definition) – Protective Services for Adults
b. SSBG Goal
c. Description of Services
d. Description of Recipients (eligibility considerations)
e. Method of Delivery and Geographic Area
f. Partnering State Agency
g. Subgrantee / Service Providers

22. Program Operations – Protective Services for Children

a. Service Category (use uniform definition) – Protective Services for Children
b. SSBG Goal
c. Description of Services
d. Description of Recipients (eligibility considerations)
e. Method of Delivery and Geographic Area
f. Partnering State Agency
g. Subgrantee / Service Providers

23. Program Operations – Recreational Services

a. Service Category (use uniform definition) – Recreational Services
b. SSBG Goal
c. Description of Services
d. Description of Recipients (eligibility considerations)
e. Method of Delivery and Geographic Area
f. Partnering State Agency
g. Subgrantee / Service Providers

24. Program Operations – Residential Treatment Services

a. Service Category (use uniform definition) – Residential Treatment Services
b. SSBG Goal
c. Description of Services
d. Description of Recipients (eligibility considerations)
e. Method of Delivery and Geographic Area
f. Partnering State Agency
g. Subgrantee / Service Providers

25. Program Operations – Special Services for Persons with Developmental or Physical

a. Service Category (use uniform definition) – Special Services for Persons with Developmental or Physical
b. SSBG Goal
c. Description of Services
d. Description of Recipients (eligibility considerations)
e. Method of Delivery and Geographic Area
f. Partnering State Agency
g. Subgrantee / Service Providers

26. Program Operations – Special Services for Youth Involved in or at Risk of Involvement with Criminal Activity

a. Service Category (use uniform definition) – Special Services for Youth Involved in or at Risk of Involvement with Criminal Activity
b. SSBG Goal
c. Description of Services
d. Description of Recipients (eligibility considerations)
e. Method of Delivery and Geographic Area
f. Partnering State Agency
g. Subgrantee / Service Providers

27. Program Operations – Substance Abuse Services

a. Service Category (use uniform definition) – Substance Abuse Services
b. SSBG Goal
c. Description of Services
d. Description of Recipients (eligibility considerations)
e. Method of Delivery and Geographic Area
f. Partnering State Agency
g. Subgrantee / Service Providers

28. Program Operations – Transportation Services

a. Service Category (use uniform definition) – Transportation Services
b. SSBG Goal
c. Description of Services
d. Description of Recipients (eligibility considerations)
e. Method of Delivery and Geographic Area
f. Partnering State Agency
g. Subgrantee / Service Providers

29. Program Operations – Other Services

a. Service Category (use uniform definition) – Other Services
b. SSBG Goal
c. Description of Services
d. Description of Recipients (eligibility considerations)
e. Method of Delivery and Geographic Area
f. Partnering State Agency
g. Subgrantee / Service Providers

V. Appendices

Appendix A: Documentation of Public Hearing

Attach documentation of public hearing, such as public hearing notices, websites, electronic correspondence, letters, newspaper articles, etc.

Appendix B: Certifications

Attach signed copies of the following certifications

1. Drug-Free Workplace Requirements
2. Environmental Tobacco Smoke
3. Lobbying
4. Debarment, Suspension and Other Responsibility Matters

Appendix C: Proof of Audit

Federal regulations state that: "Each State shall, not less often than every two years, audit its expenditures from amounts received (or transferred for use) under this title...Within 30 days following the completion of each audit, the State shall submit a copy of that audit to the legislature of the State and to the Secretary." (Sec. 2006 [42 U.S.C. 1397a, Sec. 2006]).

Provide a copy or link to the most recent audit, or a description of the audit that specifies when the audit occurred and summarizes the results of the audit.

Appendix D: SF 424M

Scanned copy must be uploaded with application


Appendix E: Federal Financial Report (FFR) For SF-425 Federal Financial Reporting (FFR) Form SF-425

Scanned copy must be uploaded with the Intended Use Plan

Appendix F: TANF ACF-196R form

Scanned copy must be uploaded with the Intended Use Plan

STATE OF NORTH CAROLINA



SINGLE AUDIT REPORT

2 0 2 0

OFFICE OF THE STATE AUDITOR
BETH A. WOOD, CPA
STATE AUDITOR

TABLE OF CONTENTS

TRANSMITTAL	1
AUDITOR'S SECTION	
Independent Auditor's Report on Internal Control Over Financial Reporting and on Compliance and Other Matters Based on an Audit of Financial Statements Performed in Accordance With <i>Government Auditing Standards</i>	2
Independent Auditor's Report on Compliance for Each Major Federal Program; Report on Internal Control Over Compliance; and Report on Schedule of Expenditures of Federal Awards Required by the Uniform Guidance.....	4
Schedule of Findings and Questioned Costs.....	11
AUDITEE'S SECTION	
Schedule of Expenditures of Federal Awards.....	71
Summary	72
Detail	83
By State Agency.....	141
Notes to the Schedule of Expenditures of Federal Awards	215
Summary Schedule of Prior Audit Findings	218
Corrective Action Plan.....	236
Ordering Information	250

North Carolina Office of the State Auditor

Our Mission and Our Commitment


The Office of the State Auditor protects the interests of taxpayers and others who provide financial resources to the State of North Carolina. Specifically, we provide objective information to interested parties about whether economic resources are properly accounted for, reported and managed; as well as whether publically-funded programs are achieving desired results.

The Office of the State Auditor's mission is accomplished by conducting thorough audits and investigations. These audits and investigations are performed by highly competent and professional staff and result in useful and practical recommendations to improve services provided by North Carolina state government.

This office will always strive for the highest standards in professional conduct, independence, and integrity as we pursue our mission. If we find financial management deficiencies, we will report them without apology because our ultimate responsibility is to the citizens and taxpayers of North Carolina.



Beth A. Wood, CPA
State Auditor



Beth A. Wood, CPA
State Auditor

STATE OF NORTH CAROLINA

Office of the State Auditor

2 S. Salisbury Street
20601 Mail Service Center
Raleigh, NC 27699-0600
Telephone: (919) 807-7500
Fax: (919) 807-7647
<https://www.auditor.nc.gov>

AUDITOR'S TRANSMITTAL

The Honorable Roy Cooper, Governor
Members of the North Carolina General Assembly

We are pleased to submit the *Single Audit Report* for the State of North Carolina for the fiscal year ended June 30, 2020. We conducted our audit in accordance with the auditing standards generally accepted in the United States of America; the standards applicable to financial audits contained in *Government Auditing Standards*, issued by the Comptroller General of the United States; and the audit requirements of Title 2 *U.S. Code of Federal Regulations Part 200, Uniform Administrative Requirements, Cost Principles, and Audit Requirements for Federal Awards* (Uniform Guidance).

This *Single Audit Report* reflects federal awards of \$29.5 billion. This report includes significant deficiencies and material weaknesses in internal control relating to major federal programs and instances of noncompliance, including several that we believe constitute material noncompliance, that meet the criteria of the Uniform Guidance.

The North Carolina *Comprehensive Annual Financial Report* for the fiscal year ended June 30, 2020, has been issued in a separate report by the Office of the State Controller. In accordance with *Government Auditing Standards*, we are issuing our report on our consideration of the State of North Carolina's internal control over financial reporting and our tests of its compliance with certain provisions of laws, regulations, contracts, and grant agreements that have a direct and material effect on the financial statements.

The deficiencies in internal control and instances of noncompliance arising from our audit that are required to be reported by *Government Auditing Standards* or the Uniform Guidance are described in the Schedule of Findings and Questioned Costs.


We wish to acknowledge the assistance of the North Carolina Office of the State Controller and the cooperation of other state agencies, community colleges, and universities in the preparation of this report.

Respectfully submitted,

A handwritten signature in cursive script that reads "Beth A. Wood".

Beth A. Wood, CPA
State Auditor

AUDITOR'S SECTION



Beth A. Wood, CPA
State Auditor

STATE OF NORTH CAROLINA

Office of the State Auditor

2 S. Salisbury Street
20601 Mail Service Center
Raleigh, NC 27699-0600
Telephone: (919) 807-7500
Fax: (919) 807-7647
<https://www.auditor.nc.gov>

INDEPENDENT AUDITOR'S REPORT ON INTERNAL CONTROL OVER FINANCIAL REPORTING AND ON COMPLIANCE AND OTHER MATTERS BASED ON AN AUDIT OF FINANCIAL STATEMENTS PERFORMED IN ACCORDANCE WITH *GOVERNMENT AUDITING STANDARDS*

The Honorable Roy Cooper, Governor
The General Assembly of North Carolina

We have audited, in accordance with the auditing standards generally accepted in the United States of America and the standards applicable to financial audits contained in *Government Auditing Standards* issued by the Comptroller General of the United States, the financial statements of the governmental activities, the business-type activities, the aggregate discretely presented component units, each major fund, and the aggregate remaining fund information of the State of North Carolina, as of and for the year ended June 30, 2020, and the related notes to the financial statements, which collectively comprise the State's basic financial statements (not presented herein), and have issued our report thereon dated December 4, 2020.

Our report includes a reference to other auditors who audited the financial statements of the North Carolina State Lottery Fund, the North Carolina Turnpike Authority, the North Carolina Housing Finance Agency, the State Education Assistance Authority, the University of North Carolina System – University of North Carolina Health Care System – Rex Healthcare, the Supplemental Retirement Income Plan of North Carolina, the North Carolina Public Employee Deferred Compensation Plan, and the North Carolina Department of State Treasurer Investment Programs, as described in our report on the State's financial statements. This report does not include the results of the other auditors' testing of internal control over financial reporting or compliance and other matters that are reported on separately by those auditors.

Internal Control Over Financial Reporting

In planning and performing our audit of the financial statements, we considered the State of North Carolina's internal control over financial reporting (internal control) as a basis for designing audit procedures that are appropriate in the circumstances for the purpose of expressing our opinions on the basic financial statements, but not for the purpose of expressing an opinion on the effectiveness of the State's internal control. Accordingly, we do not express an opinion on the effectiveness of the State's internal control.

A *deficiency in internal control* exists when the design or operation of a control does not allow management or employees, in the normal course of performing their assigned functions, to prevent, or detect and correct, misstatements on a timely basis. A *material weakness* is a deficiency, or a combination of deficiencies, in internal control such that there is a reasonable possibility that a material misstatement of the entity's financial statements will not be prevented, or detected and corrected on a timely basis. A *significant deficiency* is a deficiency, or a combination of deficiencies, in internal control that is less severe than a material weakness, yet important enough to merit attention by those charged with governance.

Our consideration of internal control was for the limited purpose described in the first paragraph of this section and was not designed to identify all deficiencies in internal control that might be material weaknesses or significant deficiencies. Given these limitations, during our audit we did not identify any deficiencies in internal control that we consider to be material weaknesses. However, material weaknesses may exist that have not been identified.

Compliance and Other Matters

As part of obtaining reasonable assurance about whether the State of North Carolina's financial statements are free from material misstatement, we performed tests of its compliance with certain provisions of laws, regulations, contracts, and grant agreements, noncompliance with which could have a direct and material effect on the financial statements. However, providing an opinion on compliance with those provisions was not an objective of our audit, and accordingly, we do not express such an opinion. The results of our tests disclosed no instances of noncompliance or other matters that are required to be reported under *Government Auditing Standards*.

Purpose of this Report


The purpose of this report is solely to describe the scope of our testing of internal control and compliance and the results of that testing, and not to provide an opinion on the effectiveness of the entity's internal control or on compliance. This report is an integral part of an audit performed in accordance with *Government Auditing Standards* in considering the State of North Carolina's internal control and compliance. Accordingly, this communication is not suitable for any other purpose.



Beth A. Wood, CPA
State Auditor

Raleigh, North Carolina

December 4, 2020



Beth A. Wood, CPA
State Auditor

STATE OF NORTH CAROLINA
Office of the State Auditor

2 S. Salisbury Street
20601 Mail Service Center
Raleigh, NC 27699-0600
Telephone: (919) 807-7500
Fax: (919) 807-7647
<https://www.auditor.nc.gov>

**INDEPENDENT AUDITOR'S REPORT
ON COMPLIANCE FOR EACH MAJOR FEDERAL PROGRAM; REPORT ON INTERNAL CONTROL
OVER COMPLIANCE; AND REPORT ON SCHEDULE OF EXPENDITURES OF FEDERAL AWARDS
REQUIRED BY THE UNIFORM GUIDANCE**

The Honorable Roy Cooper, Governor
The General Assembly of North Carolina

Report on Compliance for Each Major Federal Program

We have audited the State of North Carolina's compliance with the types of compliance requirements described in the *OMB Compliance Supplement* that could have a direct and material effect on each of the State of North Carolina's major federal programs for the year ended June 30, 2020. The State of North Carolina's major federal programs are identified in Section I, Summary of Auditor's Results, in the accompanying Schedule of Findings and Questioned Costs.

The State of North Carolina's financial reporting entity includes the operations of the State Education Assistance Authority, the North Carolina Housing Finance Agency and the Economic Development Partnership of North Carolina, Inc. These agencies reported \$1.08 billion, \$233 million, and \$930 thousand, respectively, in federal awards which are not included in the Schedule of Expenditures of Federal Awards during the year ended June 30, 2020. Our audit, described below, did not include the operations of the State Education Assistance Authority, the North Carolina Housing Finance Agency, or the Economic Development Partnership of North Carolina, Inc. because these agencies engaged other auditors to perform an audit in accordance with the Uniform Guidance.

Management's Responsibility

Management is responsible for compliance with federal statutes, regulations, and the terms and conditions of its federal awards applicable to its federal programs.

Auditor's Responsibility

Our responsibility is to express an opinion on compliance for each of the State of North Carolina's major federal programs based on our audit of the types of compliance requirements referred to above. We conducted our audit of compliance in accordance with auditing standards generally accepted in the United States of America; the standards applicable to financial audits contained in *Government Auditing Standards*, issued by the Comptroller General of the United States; and the audit requirements of Title 2 U.S. Code of Federal Regulations Part 200, *Uniform Administrative Requirements, Cost Principles, and Audit Requirements for Federal Awards* (Uniform Guidance). Those standards and the Uniform Guidance require that we plan and perform the audit to obtain reasonable assurance about whether noncompliance with the types of compliance requirements referred to above that could have a direct and material effect on a major

federal program occurred. An audit includes examining, on a test basis, evidence about the State of North Carolina's compliance with those requirements and performing such other procedures as we considered necessary in the circumstances.

We believe that our audit provides a reasonable basis for our qualified and unmodified opinions on compliance for each major federal program. However, our audit does not provide a legal determination of the State of North Carolina's compliance.

Basis for Qualified Opinion on Certain Major Federal Programs

As described in Section III, Federal Award Findings and Questioned Costs, in the accompanying Schedule of Findings and Questioned Costs, the State of North Carolina did not comply with several compliance requirements that are applicable to several of its major federal programs, as follows:

Finding Number	CFDA	Major Federal Program	Type of Compliance Requirement
2020-016	84.063	Federal Pell Grant Program	Special Tests and Provisions
2020-018	84.063	Federal Pell Grant Program	Special Tests and Provisions
2020-021	84.063	Federal Pell Grant Program	Special Tests and Provisions
2020-025	84.268	Federal Direct Student Loans	Special Tests and Provisions
2020-027	84.268	Federal Direct Student Loans	Special Tests and Provisions

Compliance with such requirements is necessary, in our opinion, for the State of North Carolina to comply with the requirements applicable to those programs.

Qualified Opinion on Certain Major Programs

In our opinion, except for the noncompliance described in the Basis for Qualified Opinion paragraph above, the State of North Carolina complied, in all material respects, with the types of compliance requirements referred to above that could have a direct and material effect on those programs listed above for the year ended June 30, 2020.

Unmodified Opinion of Each of the Other Major Federal Programs

In our opinion, the State of North Carolina complied, in all material respects, with the types of compliance requirements referred to above that could have a direct and material effect on each of its other major federal programs identified in Section I, Summary of Auditor's Results, in the accompanying Schedule of Findings and Questioned Costs for the year ended June 30, 2020.

Other Matters

Other Instances of Noncompliance:

The results of our auditing procedures disclosed other instances of noncompliance which are required to be reported in accordance with the Uniform Guidance and which are described in Section III, Federal Award Findings and Questioned Costs, of the accompanying Schedule of Findings and Questioned Costs as items:

Finding Number	CFDA	Major Federal Program	Type of Compliance Requirement
2020-001	16.575	Crime Victim Assistance	Allowable Costs/Cost Principles; Subrecipient Monitoring
2020-007	84.010	Title I Grants to Local Educational Agencies	Matching, Level of Effort, Earmarking
2020-009	84.027	Special Education Grants to States	Period of Performance
2020-034	93.959	Adoption Assistance	Activities Allowed or Unallowed; Allowable Costs/Costs Principles; Eligibility
2020-037	93.778	Medical Assistance Program	Activities Allowed or Unallowed; Allowable Costs/Costs Principles; Eligibility

Our opinion on each major federal program is not modified with respect to these matters.

The State of North Carolina's responses to the noncompliance findings identified in our audit are described in Section III, Federal Award Findings and Questioned Costs, of the accompanying Schedule of Findings and Questioned Costs. The State of North Carolina's responses were not subjected to the auditing procedures applied in the audit of compliance and, accordingly, we express no opinion on the responses.

Verification of Information for Children's Health Insurance Program and Medicaid Eligibility:

As defined in North Carolina's Children's Health Insurance Program (CHIP) and Medicaid State Plans (approved by U.S. Department of Health and Human Services, Centers for Medicare and Medicaid Services), **self-attestation by applicants is accepted for certain elements of the Modified Adjusted Gross Income (MAGI) methodology of determining participant eligibility. Further verification or documentation is not required.** Approximately \$4.1 billion, or 34%, of total Medicaid benefit expenditures and \$614 million, or 100%, of total CHIP benefit expenditures were for beneficiaries whose eligibility was determined via the MAGI methodology.

Auditors tested participant eligibility using the documentation contained in auditee files, which includes self-attested data that **was not required to be verified** by the auditor. Elements for which self-attestation is accepted, are **critical to determining eligibility**, and **were not required to be verified** by auditors include:

- Age
- Household composition (i.e. number in household)
- Tax filer status
- Certain income types (including various unearned income)

Since auditors were not required to verify this information, it is **likely that there are beneficiaries in the CHIP and the Medicaid program that received benefits but were not eligible.**

Our opinion is not modified with respect to this matter.

Report on Internal Control Over Compliance

Management of the State of North Carolina is responsible for establishing and maintaining effective internal control over compliance with the types of compliance requirements referred to above. In planning and performing our audit of compliance, we considered the State of North Carolina's internal control over compliance with the types of requirements that could have a direct and material effect on each major federal program to determine the auditing procedures that are appropriate in the circumstances for the purpose of expressing an opinion on compliance for each major federal program and to test and report on internal control over compliance in accordance with the Uniform Guidance, but not for the purpose of expressing an opinion on the effectiveness of internal control over compliance. Accordingly, we do not express an opinion on the effectiveness of the State of North Carolina's internal control over compliance.

Our consideration of internal control over compliance was for the limited purpose described in the preceding paragraph and was not designed to identify all deficiencies in internal control over compliance that might be material weaknesses or significant deficiencies and therefore, material weaknesses or significant deficiencies may exist that have not been identified. However, as discussed below, we identified certain deficiencies in internal control over compliance that we consider to be material weaknesses and significant deficiencies.

A deficiency in internal control over compliance exists when the design or operation of a control over compliance does not allow management or employees, in the normal course of performing their assigned functions, to prevent, or detect and correct, noncompliance with a type of compliance requirement of a federal program on a timely basis. A *material weakness in internal control over compliance* is a deficiency, or combination of deficiencies, in internal control over compliance, such that there is a reasonable possibility that material noncompliance with a type of compliance requirement of a federal program will not be prevented, or detected and corrected, on a timely basis. We consider the deficiencies in internal control over compliance described in Section III, Federal Award Findings and Questioned Costs, of the accompanying Schedule of Findings and Questioned Costs as the items below to be material weaknesses:

Finding Number	CFDA	Major Federal Program	Type of Compliance Requirement
2020-016	84.063	Federal Pell Grant Program	Special Tests and Provisions
2020-018	84.063	Federal Pell Grant Program	Special Tests and Provisions
2020-021	84.063	Federal Pell Grant Program	Special Tests and Provisions
2020-025	84.268	Federal Direct Student Loans	Special Tests and Provisions
2020-027	84.268	Federal Direct Student Loans	Special Tests and Provisions

A significant deficiency in internal control over compliance is a deficiency, or a combination of deficiencies, in internal control over compliance with a type of compliance requirement of a federal program that is less severe than a material weakness in internal control over compliance, yet important enough to merit attention by those charged with governance. We consider the deficiencies in internal control over compliance described in Section III, Federal Award Findings and Questioned Costs, of the accompanying Schedule of Findings and Questioned Costs as the items below to be significant deficiencies:

Finding Number	CFDA	Major Federal Program	Type of Compliance Requirement
2020-001	16.575	Crime Victim Assistance	Allowable Costs/Cost Principles; Subrecipient Monitoring
2020-002	84.007	Federal Supplemental Educational Opportunity Grants	Special Tests and Provisions
2020-003	84.007	Federal Supplemental Educational Opportunity Grants	Special Tests and Provisions
2020-004	84.007	Federal Supplemental Educational Opportunity Grants	Cash Management
2020-005	84.007	Federal Supplemental Educational Opportunity Grants	Special Tests and Provisions
2020-006	84.007	Federal Supplemental Educational Opportunity Grants	Special Tests and Provisions
2020-007	84.010	Title I Grants to Local Educational Agencies	Matching, Level of Effort, Earmarking
2020-008	84.010	Title I Grants to Local Educational Agencies	Subrecipient Monitoring
2020-009	84.027	Special Education Grants to States	Period of Performance
2020-010	84.027	Special Education Grants to States	Subrecipient Monitoring
2020-011	84.033	Federal Work-Study Program	Special Tests and Provisions
2020-012	84.033	Federal Work-Study Program	Cash Management
2020-013	84.033	Federal Work-Study Program	Special Tests and Provisions
2020-014	84.048	Career and Technical Education – Basic Grants to States	Subrecipient Monitoring
2020-015	84.063	Federal Pell Grant Program	Special Tests and Provisions
2020-017	84.063	Federal Pell Grant Program	Special Tests and Provisions
2020-019	84.063	Federal Pell Grant Program	Special Tests and Provisions
2020-020	84.063	Federal Pell Grant Program	Cash Management
2020-022	84.063	Federal Pell Grant Program	Special Tests and Provisions
2020-023	84.063	Federal Pell Grant Program	Special Tests and Provisions
2020-024	84.173	Special Education Preschool Grants	Subrecipient Monitoring
2020-026	84.268	Federal Direct Student Loans	Special Tests and Provisions
2020-028	84.268	Federal Direct Student Loans	Special Tests and Provisions
2020-029	84.268	Federal Direct Student Loans	Cash Management
2020-030	84.287	Twenty-First Century Community Learning Centers	Subrecipient Monitoring
2020-031	84.379	Teacher Education Assistance for College and Higher Education Grants (TEACH Grants)	Special Tests and Provisions

Finding Number	CFDA	Major Federal Program	Type of Compliance Requirement
2020-032	84.379	Teacher Education Assistance for College and Higher Education Grants (TEACH Grants)	Cash Management
2020-033	93.556	MaryLee Allen Promoting Safe and Stable Families Program	Activities Allowed or Unallowed; Allowable Costs/Cost Principles
2020-034	93.659	Adoption Assistance	Activities Allowed or Unallowed; Allowable Costs/Cost Principles; Eligibility
2020-035	93.767	Children's Health Insurance Program	Special Tests and Provisions
2020-036	93.767	Children's Health Insurance Program	Special Tests and Provisions
2020-037	93.778	Medical Assistance Program	Activities Allowed or Unallowed; Allowable Costs/Cost Principles; Eligibility
2020-038	93.778	Medical Assistance Program	Special Tests and Provisions
2020-039	93.778	Medical Assistance Program	Special Tests and Provisions
2020-040	93.778	Medical Assistance Program	Special Tests and Provisions

The State of North Carolina's responses to the internal control over compliance findings identified in our audit are described in Section III, Federal Award Findings and Questioned Costs, of the accompanying Schedule of Findings and Questioned Costs. The State of North Carolina's responses were not subjected to the auditing procedures applied in the audit of compliance and, accordingly, we express no opinion on the responses.

The purpose of this report on internal control over compliance is solely to describe the scope of our testing of internal control over compliance and the results of that testing based on the requirements of the Uniform Guidance. Accordingly, this report is not suitable for any other purpose.

Report on Schedule of Expenditures of Federal Awards Required by the Uniform Guidance

We have audited the financial statements of the governmental activities, the business-type activities, the aggregate discretely presented component units, each major fund, and the aggregate remaining fund information of the State of North Carolina as of and for the year ended June 30, 2020, and the related notes to the financial statements, which collectively comprise the State of North Carolina's basic financial statements (not presented herein). We issued our report thereon dated December 4, 2020, which contained unmodified opinions on those financial statements. Our report includes a reference to other auditors.

We conducted our audit in accordance with auditing standards generally accepted in the United States of America and the standards applicable to financial audits contained in *Government Auditing Standards*, issued by the Comptroller General of the United States. Other auditors audited the financial statements of the North Carolina State Lottery Fund, the North Carolina Turnpike Authority, the North Carolina Housing Finance Agency, the State Education Assistance Authority, the University of North Carolina System – University of North Carolina Health Care System – Rex Healthcare, the Supplemental Retirement Income Plan of North Carolina, the North

Carolina Public Employee Deferred Compensation Plan, and the North Carolina Department of State Treasurer Investment Programs, as described in our report on the State's financial statements.

Our audit was conducted for the purpose of forming opinions on the financial statements that collectively comprise the basic financial statements. The accompanying Schedule of Expenditures of Federal Awards is presented for purposes of additional analysis as required by the Uniform Guidance and is not a required part of the basic financial statements. Such information is the responsibility of management and was derived from and relates directly to the underlying accounting and other records used to prepare the basic financial statements. The information has been subjected to the auditing procedures applied in the audit of the basic financial statements, and certain additional procedures, including comparing and reconciling such information directly to the underlying accounting and other records used to prepare the basic financial statements or to the basic financial statements themselves, and other additional procedures in accordance with auditing standards generally accepted in the United States of America. In our opinion, the Schedule of Expenditure of Federal Awards is fairly stated in all material respects in relation to the basic financial statements as a whole.



Beth A. Wood, CPA
State Auditor

Raleigh, North Carolina

March 22, 2021 (except as related to the Report on
The Schedule of Expenditures of Federal Awards,
As to which is dated December 4, 2020)

SCHEDULE OF FINDINGS AND QUESTIONED COSTS

For the Fiscal Year Ended June 30, 2020

I. Summary of Auditor’s Results	12
II. Financial Statement Findings	14
III. Federal Award Findings and Questioned Costs	15
• 16.575 Crime Victim Assistance	16
• 84.007 Federal Supplemental Educational Opportunity Grants	18
• 84.010 Title I Grants to Local Educational Agencies	27
• 84.027 Special Education Grants to States	31
• 84.033 Federal Work-Study Program	33
• 84.048 Career and Technical Education – Basic Grants to States.....	36
• 84.063 Federal Pell Grant Program	37
• 84.173 Special Education Preschool Grants	46
• 84.268 Federal Direct Student Loans	47
• 84.287 Twenty-First Century Community Learning Centers.....	50
• 84.379 Teacher Education Assistance for College and Higher Education Grants (Teach Grants).....	51
• 93.556 MaryLee Allen Promoting Safe and Stable Families Program	53
• 93.659 Adoption Assistance	54
• 93.767 Children’s Health Insurance Program	56
• 93.778 Medical Assistance Program	62
Summary of Findings and Questioned Costs	66
• By Federal Agency.....	67
• By State Agency.....	69

SCHEDULE OF EXPENDITURES OF FEDERAL AWARDS (SUMMARY)

For the Fiscal Year Ended June 30, 2020

Federal CFDA Number	Program Expenditures	Subrecipient Expenditures	CFDA Program Title or Cluster Title
93.305	1,557,405	564,036	PPHF 2018: Office of Smoking and Health-National State-Based Tobacco Control Programs-Financed in part by 2018 Prevention and Public Health funds (PPHF)
93.307	254,703		Minority Health and Health Disparities Research
93.310	473,273		Trans-NIH Research Support
93.314	223,399		Early Hearing Detection and Intervention Information System (EHDI-IS) Surveillance Program
93.323	4,711,824	351,606	Epidemiology and Laboratory Capacity for Infectious Diseases (ELC)
93.324	1,699,022	657,276	State Health Insurance Assistance Program
93.336	283,550		Behavioral Risk Factor Surveillance System
93.350	2,150		National Center for Advancing Translational Sciences
93.351	222,750		Research Infrastructure Programs
93.354	8,709,116	6,732,157	Public Health Emergency Response: Cooperative Agreement for Emergency Response: Public Health Crisis Response
93.359	1,026,921	249,618	Nurse Education, Practice Quality and Retention Grants
93.361	230,935		Nursing Research
93.389	316,260		National Center for Research Resources
93.391	64,587		Activities to Support State, Tribal, Local and Territorial (STLT) Health Department Response to Public Health or Healthcare Crises
93.393	630,464	123,236	Cancer Cause and Prevention Research
93.395	210,882		Cancer Treatment Research
93.396	113,233		Cancer Biology Research
93.397	697		Cancer Centers Support Grants
93.398	23,645		Cancer Research Manpower
93.399	1,095		Cancer Control
93.413	96,455		The State Flexibility to Stabilize the Market Grant Program
93.426	1,407,505		Improving the Health of Americans through Prevention and Management of Diabetes and Heart Disease and Stroke
93.433	10,094		ACL National Institute on Disability, Independent Living, and Rehabilitation Research
93.434	3,903,304	2,621,834	Every Student Succeeds Act/Preschool Development Grants
93.435	531,281	321,151	Innovative State and Local Public Health Strategies to prevent and Manage Diabetes and Heart Disease
93.436	965,164	339,710	Well-Integrated Screening and Evaluation For Women Across the Nationa (WISEWOMAN)
93.439	927,685	249,876	State Physical Activity and Nutrition (SPAN)
93.478	18,734		Preventing Maternal Deaths: Supporting Maternal Mortality Review Committees
93.556	6,819,115	6,104,304	MaryLee Allen Promoting Safe and Stable Families Program
93.558	294,746,492	251,366,814	Temporary Assistance for Needy Families
93.560	(21,123)		Payments to Territories – Adults
93.563	111,705,121	96,265,230	Child Support Enforcement
93.566	5,175,976	3,203,229	Refugee and Entrant Assistance State/Replacement Designee Administered Programs
93.568	96,811,394	93,577,607	Low-Income Home Energy Assistance
93.569	24,399,903	23,792,234	Community Services Block Grant
93.576	127,609	37,262	Refugee and Entrant Assistance Discretionary Grants
93.586	506,162		State Court Improvement Program
93.590	1,038,076	520,411	Community-Based Child Abuse Prevention Grants
93.597	303,391		Grants to States for Access and Visitation Programs
93.599	755,319	755,319	Chafee Education and Training Vouchers Program (ETV)
93.603	1,527,988		Adoption and Legal Guardianship Incentive Payments
93.630	2,143,989	1,019,422	Developmental Disabilities Basic Support and Advocacy Grants
93.643	504,992	271,555	Children's Justice Grants to States
93.645	12,056,920	8,190,773	Stephanie Tubbs Jones Child Welfare Services Program
93.652	274		Adoption Opportunities
93.658	106,775,643	100,778,556	Foster Care Title IV-E
93.659	64,250,030	4,875,734	Adoption Assistance
93.667	68,666,922	58,233,998	Social Services Block Grant
93.669	550,475	19,238	Child Abuse and Neglect State Grants
93.671	2,818,355	2,670,871	Family Violence Prevention and Services/Domestic Violence Shelter and Supportive Services
93.674	2,827,008	2,678,649	John H. Chafee Foster Care Program for Successful Transition to Adulthood
93.732	1,562,323		Mental and Behavioral Health Education and Training Grants
93.734	355,312	74,002	Empowering Older Adults and Adults with Disabilities through Chronic Disease Self-Management Education Programs – financed by Prevention and Public Health Funds (PPHF)
93.735	510,083		State Public Health Approaches for Ensuring Quitline Capacity – Funded in part by Prevention and Public Health Funds (PPHF)
93.757	36,434		State and Local Public Health Actions to Prevent Obesity, Diabetes, Heart Disease and Stroke (PPHF)
93.761	41,877		Evidence-Based Falls Prevention Programs Financed Solely by Prevention and Public Health Funds (PPHF)
93.767	538,799,489	8,938,304	Children's Health Insurance Program
93.779	74,569		Centers for Medicare and Medicaid Services (CMS) Research, Demonstrations and Evaluations
93.788	31,219,221	6,386	Opioid STR

SCHEDULE OF EXPENDITURES OF FEDERAL AWARDS (DETAIL)

For the Fiscal Year Ended June 30, 2020

CFDA Number	Direct / Indirect	Program Expenditures	Amount Provided to Subrecipients	CFDA Program Title	Pass-Through Entity Number	Pass-Through Entity Name	Additional Award Information
93.563	D	111,705,121	96,265,230	Child Support Enforcement			
93.566	D	5,175,976	3,203,229	Refugee and Entrant Assistance State/Replacement Designee Administered Programs			
93.568	D	96,811,394	93,577,607	Low-Income Home Energy Assistance			
93.569	D	24,399,903	23,792,234	Community Services Block Grant			
93.576	D	127,609	37,262	Refugee and Entrant Assistance Discretionary Grants			
93.586	D	506,162	-	State Court Improvement Program			
93.590	D	1,038,076	520,411	Community-Based Child Abuse Prevention Grants			
93.597	D	303,391	-	Grants to States for Access and Visitation Programs			
93.599	D	755,319	755,319	Chafee Education and Training Vouchers Program (ETV)			
93.603	D	1,527,988	-	Adoption and Legal Guardianship Incentive Payments			
93.630	D	2,143,989	1,019,422	Developmental Disabilities Basic Support and Advocacy Grants			
93.643	D	504,992	271,555	Children's Justice Grants to States			
93.645	D	12,056,920	8,190,773	Stephanie Tubbs Jones Child Welfare Services Program			
93.652	I	274	-	Adoption Opportunities	193405403	University of Wisconsin Board of Regents	
93.658	D	105,325,323	99,328,236	Foster Care Title IV-E			
93.658	D	1,450,320	1,450,320	COVID-19 - Foster Care Title IV-E			
93.659	D	61,571,665	4,875,734	Adoption Assistance			
93.659	D	2,678,365	-	COVID-19 - Adoption Assistance			
93.667	D	68,666,922	58,233,998	Social Services Block Grant			
93.669	D	550,475	19,238	Child Abuse and Neglect State Grants			
93.671	D	2,818,355	2,670,871	Family Violence Prevention and Services/Domestic Violence Shelter and Supportive Services			
93.674	D	2,827,008	2,678,649	John H. Chafee Foster Care Program for Successful Transition to Adulthood			
93.732	D	1,562,323	-	Mental and Behavioral Health Education and Training Grants			
93.734	D	355,312	74,002	Empowering Older Adults and Adults with Disabilities through Chronic Disease Self-Management Education Programs--financed by Prevention and Public Health Funds (PPHF)			
93.735	D	510,083	-	State Public Health Approaches for Ensuring Quiltline Capacity -- Funded in part by Prevention and Public Health Funds (PPHF)			
93.757	D	36,434	-	State and Local Public Health Actions to Prevent Obesity, Diabetes, Heart Disease and Stroke (PPHF)			
93.761	D	41,877	-	Evidence-Based Falls Prevention Programs Financed Solely by Prevention and Public Health Funds (PPHF)			
93.767	D	527,376,316	8,724,109	Children's Health Insurance Program			
93.767	D	11,423,173	214,195	COVID-19 - Children's Health Insurance Program			
93.779	D	74,569	-	Centers for Medicare and Medicaid Services (CMS) Research, Demonstrations and Evaluations			
93.788	D	31,219,221	6,386	Opioid STR			
93.791	D	5,679,486	-	Money Follows the Person Rebalancing Demonstration			
93.791	D	86,007	-	COVID-19 - Money Follows the Person Rebalancing Demonstration			
93.817	D	2,316,858	2,086,168	Hospital Preparedness Program (HPP) Ebola Preparedness and Response Activities			
93.817	D	1,018	-	COVID-19 - Hospital Preparedness Program (HPP) Ebola Preparedness and Response Activities			
93.837	D	1,531,671	257,852	Cardiovascular Diseases Research			
93.837	I	163,765	-	Cardiovascular Diseases Research	35238-1	Augusta University	
93.837	I	97,080	-	Cardiovascular Diseases Research	35551-1	Augusta University	
93.837	I	960	-	Cardiovascular Diseases Research	109363/137829 (AMEND 1,2,3,4)	Cincinnati Childrens Hosp	
93.837	I	49,122	-	Cardiovascular Diseases Research	R42HL133633	RFPI LLC	
93.837	I	3,711	-	Cardiovascular Diseases Research	N006187424 / UMN 65083	Regents of the Univ of Minnesota	
93.837	I	15,567	-	Cardiovascular Diseases Research	1001768818	State University of Iowa	
93.837	I	341,677	-	Cardiovascular Diseases Research	000511972-002/5UH3HL130691-03	University of Alabama at Birmingham	
93.838	I	3,239	-	Lung Diseases Research	SUBAWARD 002 / RETHINC	COPD Foundation Inc	
93.838	I	27,675	-	Lung Diseases Research	SUBAWARD NO 001/AMEND 1/2	COPD Foundation Inc	
93.839	D	92,973	32,649	Blood Diseases and Resources Research			
93.839	I	14,239	-	Blood Diseases and Resources Research	SUBAWARD 2831742	Duke Univ	
93.839	I	40,775	-	Blood Diseases and Resources Research	000524452-011	University of Alabama at Birmingham	
93.846	D	624,368	13,410	Arthritis, Musculoskeletal and Skin Diseases Research			
93.846	I	246,622	-	Arthritis, Musculoskeletal and Skin Diseases Research	ZAT00020/1R01AR071263-01	University of Kansas Medical Center Research Inst Inc	
93.847	D	1,026,039	18,689	Diabetes, Digestive, and Kidney Diseases Extramural Research			
93.847	I	207,861	-	Diabetes, Digestive, and Kidney Diseases Extramural Research	A031567	Duke University	
93.847	I	63,457	-	Diabetes, Digestive, and Kidney Diseases Extramural Research	VUMC 62470	Vanderbilt University	
93.847	I	16,509	-	Diabetes, Digestive, and Kidney Diseases Extramural Research	SUBAWARD NO. 3301820719/20	Childrens Hosp of Philadelphia	
93.847	I	16,225	-	Diabetes, Digestive, and Kidney Diseases Extramural Research	A031748	Duke Univ	
93.847	I	19,291	-	Diabetes, Digestive, and Kidney Diseases Extramural Research	700198-09620-00	Nationwide Childrens Hosp	
93.847	I	14,432	-	Diabetes, Digestive, and Kidney Diseases Extramural Research	576894/ PO 4485718	Univ of Pennsylvania	
93.847	I	25,307	-	Diabetes, Digestive, and Kidney Diseases Extramural Research	FY20.001.020	USDHHS via University of Colorado	
93.853	D	391,620	6,677	Extramural Research Programs in the Neurosciences and Neurological Disorders			
93.853	I	78,386	-	Extramural Research Programs in the Neurosciences and Neurological Disorders	2117-209-2013228	Clemson University	
93.853	I	43,923	-	Extramural Research Programs in the Neurosciences and Neurological Disorders	A00-0456-S001-A02(S19007)	Kansas State Univ	

SCHEDULE OF EXPENDITURES OF FEDERAL AWARDS (BY STATE AGENCY)

For the Fiscal Year Ended June 30, 2020

Federal CFDA Number	Direct/ Indirect	Program Expenditures	CFDA Program Title	Pass -Through Number	Pass -Through Entity Name	Additional Award Information
93.599	D	755,319	Chafee Education and Training Vouchers Program (ETV)			
93.603	D	1,527,988	Adoption and Legal Guardianship Incentive Payments			
93.630	D	2,143,989	Developmental Disabilities Basic Support and Advocacy Grants			
93.645	D	12,056,920	Stephanie Tubbs Jones Child Welfare Services Program			
93.658	D	105,325,323	Foster Care Title IV-E			
93.658	D	1,450,320	COVID-19 - Foster Care Title IV-E			
93.659	D	61,571,665	Adoption Assistance			
93.659	D	2,678,365	COVID-19 - Adoption Assistance			
93.667	D	68,666,922	Social Services Block Grant			
93.669	D	550,475	Child Abuse and Neglect State Grants			
93.674	D	2,827,008	John H. Chafee Foster Care Program for Successful Transition to Adulthood			
93.735	D	510,083	State Public Health Approaches for Ensuring Quiltline Capacity – Funded in part by Prevention and Public Health Funds (PPHF)			
93.757	D	36,434	State and Local Public Health Actions to Prevent Obesity, Diabetes, Heart Disease and Stroke (PPHF)			
93.767	D	527,376,316	Children's Health Insurance Program			
93.767	D	11,423,173	COVID-19 - Children's Health Insurance Program			
93.777	D	16,574,573	State Survey and Certification of Health Care Providers and Suppliers (Title XVIII) Medicare			
93.778	D	10,568,045,847	Medical Assistance Program			
93.778	D	488,741,826	COVID-19 - Medical Assistance Program			
93.788	D	30,772,265	Opioid STR			
93.791	D	5,679,486	Money Follows the Person Rebalancing Demonstration			
93.791	D	86,007	COVID-19 - Money Follows the Person Rebalancing Demonstration			
93.817	D	2,316,858	Hospital Preparedness Program (HPP) Ebola Preparedness and Response Activities			
93.817	D	1,018	COVID-19 - Hospital Preparedness Program (HPP) Ebola Preparedness and Response Activities			
93.870	D	3,171,919	Maternal, Infant and Early Childhood Home Visiting Grant			
93.889	D	5,836,622	National Bioterrorism Hospital Preparedness Program			
93.898	D	4,245,584	Cancer Prevention and Control Programs for State, Territorial and Tribal Organizations			
93.913	D	110,990	Grants to States for Operation of State Offices of Rural Health			
93.917	D	36,816,160	HIV Care Formula Grants			
93.926	D	1,083,916	Healthy Start Initiative			
93.940	D	10,627,680	HIV Prevention Activities Health Department Based			
93.944	D	537,512	Human Immunodeficiency Virus (HIV)/Acquired Immunodeficiency Virus Syndrome (AIDS) Surveillance			
93.946	D	117,519	Cooperative Agreements to Support State-Based Safe Motherhood and Infant Health Initiative Programs			
93.958	D	23,263,394	Block Grants for Community Mental Health Services			
93.959	D	39,960,367	Block Grants for Prevention and Treatment of Substance Abuse			
93.977	D	2,741,211	Sexually Transmitted Diseases (STD) Prevention and Control Grants			
93.982	D	4,649,812	Mental Health Disaster Assistance and Emergency Mental Health			
93.991	D	3,877,044	Preventive Health and Health Services Block Grant			
93.994	D	18,812,551	Maternal and Child Health Services Block Grant to the States			
96.001	D	53,357,645	Social Security Disability Insurance			
96.008	D	193,655	Social Security - Work Incentives Planning and Assistance Program			
99.U01	D	57,302	Miscellaneous			BHSIS - State Agreement w/ Sngl St Agency
99.U02	D	90,069	Miscellaneous			DASIS - Drug and Alcohol Services
		<u>16,044,225,205</u>	Total - N. C. Department of Health and Human Services			

N. C. Department of Information Technology

11.549	D	435,746	State and Local Implementation Grant Program			
23.002	D	91,936	Appalachian Area Development			
		<u>527,682</u>	Total - N. C. Department of Information Technology			

N. C. Department of Insurance

14.171	D	98,124	Manufactured Home Dispute Resolution			
93.048	D	326,316	Special Programs for the Aging, Title IV, and Title II, Discretionary Projects			
93.071	D	989,063	Medicare Enrollment Assistance Program			
93.324	D	1,699,022	State Health Insurance Assistance Program			
93.413	D	96,455	The State Flexibility to Stabilize the Market Grant Program			
93.881	D	94,081	The Health Insurance Enforcement and Consumer Protections Grant Program			
97.043	D	4,565	State Fire Training Systems Grants			
		<u>3,307,626</u>	Total - N.C. Department of Insurance			

Part A. Expenditures and Provision Method

OMB NO.: 0970-0234

EXPIRATION DATE: 11/30/2017

STATE: North Carolina	FISCAL YEAR: 2022	REPORT PERIOD: 07/21 to 06/22
Contact Person: Susan.Osborne@dhhs.nc.gov	Phone Number: (919) 527-6336	
Title: Assistance Secretary for County Operations	E-Mail Address: Susan.Osborne@dhhs.nc.gov	
Agency: NC DHHS	Submission Date:	

Service Supported with SSBG Expenditures	SSBG Expenditures		Expenditures of All Other Federal, State and Local funds**	Total Expenditures	Provision Method	
	SSBG Allocation	Funds transferred into SSBG*			Public	Private
1 Adoption Services	676,075.00	1,346,371.00	7,659,590.00	9,682,036.00	X	X
2 Case Management	1,355,201.00	-	735,236.00	2,090,437.00	X	X
3 Congregate Meals	-	-	-	-		
4 Counseling Services	2,698,887.00	-	669,459.00	3,368,346.00	X	X
5 Day Care--Adults	122,000.00	-	2,946,672.00	3,068,672.00	X	X
6 Day Care--Children	-	-	-	-		
7 Education and Training Services	-	-	-	-		
8 Employment Services	61.00	-	-	61.00	X	X
9 Family Planning Services	-	-	-	-	X	X
10 Foster Care Services--Adults	912,674.00	-	5,122.00	917,796.00	X	X
11 Foster Care Services--Children	904,822.00	10,979,568.00	100,354,234.00	112,238,624.00	X	X
12 Health-Related Services	2,670,052.00	-	10,268,676.00	12,938,728.00	X	X
13 Home-Based Services	2,116,405.00	-	39,313,147.00	41,429,552.00	X	X
14 Home-Delivered Meals	25,635.00	-	138,046.00	163,681.00	X	X
15 Housing Services	10,566.00	-	-	10,566.00	X	
16 Independent/Transitional Living Services	91,476.00	765,814.00	4,736,564.00	5,593,854.00	X	
17 Information & Referral	-	-	-	-		
18 Legal Services	-	-	-	-		
19 Pregnancy & Parenting	357.00	-	801.00	1,158.00	X	X
20 Prevention & Intervention	172,700.00	-	14,199,253.00	14,371,953.00	X	X
21 Protective Services--Adults	14,366,491.00	-	15,018,021.00	29,384,512.00	X	
22 Protective Services--Children	1,692,392.00	6,717,204.00	182,749,474.00	191,159,070.00	X	
23 Recreation Services	-	-	-	-		
24 Residential Treatment	766,093.00	-	-	766,093.00	X	
25 Special Services--Disabled	8,273,437.00	-	213,516,290.00	221,789,727.00	X	
26 Special Services--Youth at Risk	-	-	-	-	X	
27 Substance Abuse Services	3,686,736.00	-	5,830,049.00	9,516,785.00	X	
28 Transportation	2,480,484.00	2,655,326.00	3,872,434.00	9,008,244.00	X	X
29 Other Services***	2,731,442.00	-	50,356,810.00	53,088,252.00	X	X
30 SUM OF EXPENDITURES FOR SERVICES	45,753,983.00	22,464,283.00	652,369,878.00	720,588,144.00		
31 Administrative Costs	6,354,885.00	2,263,332.00				
32 SUM OF EXPENDITURES FOR SERVICES AND ADMINISTRATIVE COSTS	52,108,868.00	24,727,615.00				

* From which block grant(s) were these funds transferred?

** Please list the sources of these funds:

*** Please list other services:

Part B. Recipients

OMB NO.: 0970-0234

EXPIRATION DATE: 11/30/2017

STATE: North Carolina
FISCAL YEAR: 2022

Service Supported with SSBG Expenditures	Children	Adults			Total Adults	Total
		Adults Age 59 Years & Younger	Adults Age 60 Years & Older	Adults of Unknown Age		
1 Adoption Services	37,335	7,315	0	0	7,315	44,650
2 Case Management	22	920	1,806	0	2,725	2,747
3 Congregate Meals	0	0	0	0	0	0
4 Counseling Services	717	3,841	4,857	0	8,698	9,416
5 Day Care--Adults	0	369	1,339	0	1,708	1,708
6 Day Care--Children	0	0	0	0	0	0
7 Education and Training Services	0	0	0	0	0	0
8 Employment Services	0	0	1	0	1	1
9 Family Planning Services	0	0	0	0	0	0
10 Foster Care Services--Adults	0	114	313	0	427	427
11 Foster Care Services--Children	35,136	3,982	2	0	3,985	39,121
12 Health-Related Services	128	3,003	9,933	0	12,936	13,064
13 Home-Based Services	347	597	8,513	0	9,109	9,457
14 Home-Delivered Meals	0	87	719	0	806	806
15 Housing Services	10	153	113	0	266	275
16 Independent/Transitional Living Services	4,563	5,861	20	0	5,881	10,444
17 Information & Referral	0	0	0	0	0	0
18 Legal Services	0	0	0	0	0	0
19 Pregnancy & Parenting	5	125	0	0	125	131
20 Prevention & Intervention	8,630	671	34	0	705	9,335
21 Protective Services--Adults	0	11,049	23,288	0	34,336	34,336
22 Protective Services--Children	202,554	0	0	0	0	202,554
23 Recreation Services	0	0	0	0	0	0
24 Residential Treatment	12,630	0	0	40,431	40,431	53,060
25 Special Services--Disabled	5,061	76,502	9,934	0	86,436	91,497
26 Special Services--Youth at Risk	0	0	0	0	0	0
27 Substance Abuse Services	340	43,343	1,451	3,558	48,352	48,692
28 Transportation	14,028	14,839	8,267	0	23,106	37,135
29 Other Services***	529	3,779	3,170	0	6,949	7,477
30 SUM OF RECIPIENTS OF SERVICES	322,035	176,549	73,759	43,988	294,297	616,332

Summary of Proposed Funding for DHHS Block Grant Plans SFY 21-22

Social Services Block Grant (SSBG)												
Funded Services\Activities	Requested SFY 21-22	Requested SFY 22-23	Included in Senate Bill?	Senate Budget Bill Amount	Difference Between Plan/Senate Budget Bill	Senate Budget Bill Amount	Difference Between Plan/Senate Budget Bill	Included in House Report?	House Report Amount	Difference Between Plan/House Report	House Report Amount	Difference Between Plan/House Report
Local Services Funding												
County Departments of Social Services Funding	\$ 19,905,849	\$ 19,905,849	Yes	19,905,849.00	0.00	19,905,849.00	0.00	Yes	19,905,849.00	0.00	19,905,849.00	0.00
County Departments of Social Services Funding-Non Recurring	\$ 1,300,000	\$ 1,300,000	Yes	1,300,000.00	0.00	1,300,000.00	0.00	Yes	1,300,000.00	0.00	1,300,000.00	0.00
Transfer from TANF to Social Services Block Grant for Child Protective Services	\$ 2,037,067	\$ 2,037,067	No	0.00	(2,037,067.00)	0.00	(2,037,067.00)	No		(2,037,067.00)		(2,037,067.00)
County Departments of Social Services (Transfer from TANF)	\$ 13,097,783	\$ 13,097,783	Yes	13,097,783.00	0.00	13,097,783.00	0.00	Yes	13,097,783.00	0.00	13,097,783.00	0.00
EBCI Tribal Public Health and Human Services	\$ 244,740	\$ 244,740	Yes	244,740.00	0.00	244,740.00	0.00	Yes	244,740.00	0.00	244,740.00	0.00
Child Protective Services (Transfer from TANF)	\$ 5,040,000	\$ 5,040,000	Yes	5,040,000.00	0.00	5,040,000.00	0.00	Yes	5,040,000.00	0.00	5,040,000.00	0.00
State-In-Home Services Fund	\$ 1,943,950	\$ 1,943,950	Yes	1,943,950.00	0.00	1,943,950.00	0.00	Yes	1,943,950.00	0.00	1,943,950.00	0.00
Adult Protective Services	\$ 2,138,404	\$ 2,138,404	Yes	2,138,404.00	0.00	2,138,404.00	0.00	Yes	2,138,404.00	0.00	2,138,404.00	0.00
State Adult Day Care Fund	\$ 1,994,084	\$ 1,994,084	Yes	1,994,084.00	0.00	1,994,084.00	0.00	Yes	1,994,084.00	0.00	1,994,084.00	0.00

Summary of Proposed Funding for DHHS Block Grant Plans SFY 21-22

Social Services Block Grant (SSBG)												
Funded Services\Activities	Requested SFY 21-22	Requested SFY 22-23	Included in Senate Bill?	Senate Budget Bill Amount	Difference Between Plan/Senate Budget Bill	Senate Budget Bill Amount	Difference Between Plan/Senate Budget Bill	Included in House Report?	House Report Amount	Difference Between Plan/House Report	House Report Amount	Difference Between Plan/House Report
Child Protective Services/CPS Investigative Services	\$ 901,868	\$ 901,868	Yes	901,868.00	0.00	901,868.00	0.00	Yes	901,868.00	0.00	901,868.00	0.00
Special Children Adoption Incentive Fund	\$ 462,600	\$ 462,600	Yes	462,600.00	0.00	462,600.00	0.00	Yes	462,600.00	0.00	462,600.00	0.00
Child Protective Services - Child Welfare Training for Counties (Transfer from TANF)	\$ 285,612	\$ 285,612	Yes	285,612.00	0.00	285,612.00	0.00	Yes	285,612.00	0.00	285,612.00	0.00
Child Protective Services	\$ -	\$ -	-	0.00	0.00	0.00	0.00	-	0.00	0.00	0.00	0.00
Home and Community Care Block Grant (HCCBG)	\$ 2,696,888	\$ 2,696,888	Yes	2,696,888.00	0.00	2,696,888.00	0.00	Yes	2,696,888.00	0.00	2,696,888.00	0.00

Summary of Proposed Funding for DHHS Block Grant Plans SFY 21-22

Social Services Block Grant (SSBG)												
Funded Services\Activities	Requested SFY 21-22	Requested SFY 22-23	Included in Senate Bill?	Senate Budget Bill Amount	Difference Between Plan/Senate Budget Bill	Senate Budget Bill Amount	Difference Between Plan/Senate Budget Bill	Included in House Report?	House Report Amount	Difference Between Plan/House Report	House Report Amount	Difference Between Plan/House Report
Child Advocacy Centers	\$ 1,582,000	\$ 1,582,000	Yes	1,582,000.00	0.00	1,582,000.00	0.00	Yes	1,582,000.00	0.00	1,582,000.00	0.00
DAAS Guardianship	\$ 3,825,443	\$ 3,825,443	Yes	3,825,443.00	0.00	3,825,443.00	0.00	Yes	3,825,443.00	0.00	3,825,443.00	0.00
DSS Guardianship	\$ 1,802,671	\$ 1,802,671	Yes	1,802,671.00	0.00	1,802,671.00	0.00	Yes	1,802,671.00	0.00	1,802,671.00	0.00
Foster Care Services (Transfer from TANF)	\$ 1,385,152	\$ 1,385,152	Yes	3,422,219.00	2,037,067.00	3,422,219.00	2,037,067.00	Yes	3,422,219.00	2,037,067.00	3,422,219.00	2,037,067.00
DHHS Competitive Block Grants for Nonprofits	\$ 4,774,525	\$ 4,774,525	Yes	4,774,525.00	0.00	4,774,525.00	0.00	Yes	4,774,525.00	0.00	4,774,525.00	0.00
DHHS Services Funding												
Independent Living Program and Program Oversight	\$ 3,603,793	\$ 3,603,793	Yes	3,603,793.00	0.00	3,603,793.00	0.00	Yes	3,603,793.00	0.00	3,603,793.00	0.00
Adult Care Licensure Program	\$ 557,598	\$ 557,598	Yes	557,598.00	0.00	557,598.00	0.00	Yes	557,598.00	0.00	557,598.00	0.00

Summary of Proposed Funding for DHHS Block Grant Plans SFY 21-22

Social Services Block Grant (SSBG)												
Funded Services\Activities	Requested SFY 21-22	Requested SFY 22-23	Included in Senate Bill?	Senate Budget Bill Amount	Difference Between Plan/Senate Budget Bill	Senate Budget Bill Amount	Difference Between Plan/Senate Budget Bill	Included in House Report?	House Report Amount	Difference Between Plan/House Report	House Report Amount	Difference Between Plan/House Report
Mental Health Licensure and Certification Program	\$ 266,158	\$ 266,158	Yes	266,158.00	0.00	266,158.00	0.00	Yes	266,158.00	0.00	266,158.00	0.00
Mental Health Services - Adult and Child/Developmental Disabilities Program/Substance Abuse Services - Adult	\$ 4,149,595	\$ 4,149,595	Yes	4,149,595.00	0.00	4,149,595.00	0.00	Yes	4,149,595.00	0.00	4,149,595.00	0.00
DHHS Administration Funding												
Division of Aging and Adult Services	\$ 715,422	\$ 715,422	Yes	715,422.00	0.00	715,422.00	0.00	Yes	715,422.00	0.00	715,422.00	0.00
Division of Social Services	\$ 1,019,764	\$ 1,019,764	Yes	1,019,764.00	0.00	1,019,764.00	0.00	Yes	1,019,764.00	0.00	1,019,764.00	0.00
Office of the Secretary/Controller's Office Administration	\$ 636,920	\$ 636,920	Yes	636,920.00	0.00	636,920.00	0.00	Yes	636,920.00	0.00	636,920.00	0.00
Division of Child Development Administration	\$ 13,878	\$ 13,878	Yes	13,878.00	0.00	13,878.00	0.00	Yes	13,878.00	0.00	13,878.00	0.00
Division of Mental Health, Developmental Disabilities, and Substance Abuse Services Administration	\$ 27,446	\$ 27,446	Yes	27,446.00	0.00	27,446.00	0.00	Yes	27,446.00	0.00	27,446.00	0.00
Division of Health Service Regulation Administration	\$ 133,620	\$ 133,620	Yes	133,620.00	0.00	133,620.00	0.00	Yes	133,620.00	0.00	133,620.00	0.00
Division of Services for the Blind and Services for the Deaf and Hard of Hearing	\$ 127,010	\$ 127,010	Yes	127,010.00	0.00	127,010.00	0.00	Yes	127,010.00	0.00	127,010.00	0.00
L\Fringe Reserve	\$ 293,655	\$ 293,655	Yes	293,655.00	0.00	293,655.00	0.00	Yes	293,655.00	0.00	293,655.00	0.00
SSBG Totals	\$ 76,963,495	\$ 76,963,495		76,963,495.00		76,963,495.00			76,963,495.00		76,963,495.00	