

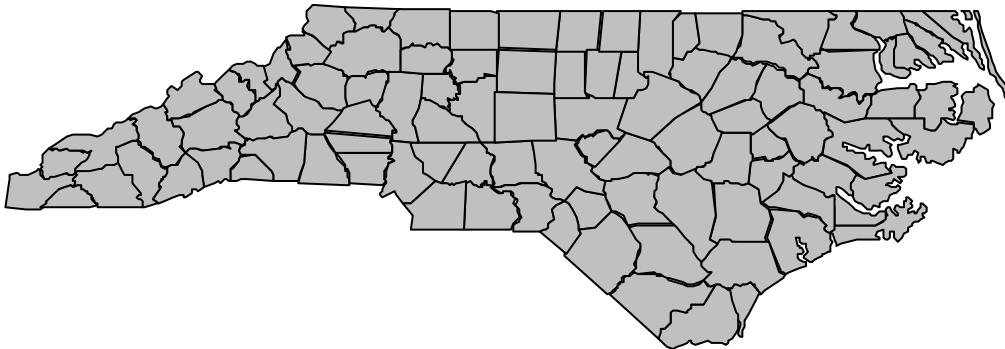
North Carolina Department of Health and Human Services  
Division of Mental Health, Developmental Disabilities and Substance Abuse Services

**NC-TOPPS**

North Carolina Treatment Outcomes and Program Performance System

**Adult Mental Health Consumers  
Initial Interviews Matched to 3-Month Update Interviews  
Statewide**

Note: Initial Interviews were conducted July 1, 2007 through June 30, 2008 and matched to Update Interviews conducted through December 31, 2008.



Data Collected By: Center for Urban Affairs and Community Services (CUACS)  
NC State University

Report Produced By: Institute for Community-Based Research  
National Development & Research Institutes, Inc. (NDRI)

Prepared For: Quality Management Team  
Community Policy Management Section  
DMH/DD/SAS  
NC DHHS

February 2009



## Matched Initial/Update Report

This report provides Initial and Update Interview information gathered through the online North Carolina Treatment Outcomes and Program Performance System (NC-TOPPS). The report is divided into three parts and provides information on the consumer and treatment received.

I	II	III
Age	Employment	Suicidal thoughts
Gender	Substance misuse	Aggressive behavior
Race/Ethnicity	Legal involvement	Self-destructive
DSM-IV diagnoses	Housing arrangement	Physical violence
Treatment participation	Academic performance	Sexual behaviors
Services needed & received	Barriers to treatment	Health care services

Information for Part I can be obtained by the clinician from the consumer record. The preferred method for completing Part II is a personal interview; however, a telephone interview, clinical records or notes can also be used to gather this information. Information contained in Part III can only be obtained during a personal interview. If a personal interview is not conducted questions in this section are not asked. Also, a minimum of 20 consumers must complete part III for these data to be reported.

Every data element or response category on the NC-TOPPS interview is not displayed in this report. In production of this report data are cleaned and apparent duplicates removed prior to preparing the tables and charts. Due to this and potential timeframe differences, charts and tables contained in this report may not match those obtained from online queries.

This feedback report is available to the NC Division of Mental Health, Developmental Disabilities and Substance Abuse Services (NC DMH/DD/SAS), Local Management Entities (LMEs), and providers. Additional information about NC-TOPPS and pdf copies of the online NC-TOPPS interviews are located at: <http://nctopps.ncdmh.net/>.

### General Information on

Types of Statistics	A <u>percentage</u> is the number of clients with a characteristic or behavior divided by all the clients in the group of interest multiplied by 100. Percentages will be designated with a % sign next to the number.
Missing Data	Some of the NC-TOPPS forms entered in the system have a particular item or question left blank. In calculating the means, medians, and percentages in cells of questionnaire items, this missing data is excluded from the calculation. For example, program X may have submitted 50 interviews but in 2 of the interviews, gender was left blank. When the percent of males is calculated, the 25 males are shown as 52% (25/48*100).
Denominator	The denominator for nearly all percentages is the number of cases shown on the bottom left of the page minus item missing data. All exceptions to this general rule are <b>specifically noted</b> with appropriate text in the graphic or table. This text will state which group is included or excluded from the denominator, such as "of those in the labor force" or "of those with children."
Multiple Response	"Multiple response" indicates a "mark all that apply" type question in which more than one response to a question is allowed. Total responses may add to greater than 100%. Examples are health insurance or target population. This is in contrast to items such as gender where only a single response is allowed.
Time periods of behaviors measured	Behaviors are measured at several time periods including the past year, the past 6-months, the past 3-months, the past month, or since last interview. For Initial Interviews, the time periods can generally be construed to mean the time period before treatment begins. For Update Interviews the time is measured from the time at which the interview occurs back one month, 3-months, or since the last interview.
Definitions of terms	The Appendix at the end of the report gives definitions of acronyms, abbreviations, and other terms used in this report.
Notes:	Mental Health consumers who are also being treated for substance abuse (co-occurring) are included in this report.

**Statewide Adult Mental Health Consumers**  
**Initial Interviews Matched to 3-Month Update Interviews**  
**Initial Interviews Conducted July 1, 2007 through June 30, 2008**

**Initial Interviews column** Shows the unduplicated number of Initial Interviews conducted July 1, 2007 through June 30, 2008.

**Updates Matched column** Shows the number of consumers who had an Initial Interview and who also had a 3-Month Update Interview done through December 31, 2008.

**Percent Matched column** The percent of Initial Interviews that also had a 3-Month Interview.

<b>LME</b>	<b>Initial Interviews</b>	<b>Updates Matched</b>	<b>Percent Matched</b>
Alamance-Caswell-Rockingham	473	162	34.2%
Albemarle	1963	880	44.8%
Beacon Center	515	256	49.7%
CenterPoint	1048	423	40.4%
Crossroads	1436	350	24.4%
Cumberland	1276	372	29.2%
Durham	1364	595	43.6%
East Carolina	1641	805	49.1%
Eastpointe	1719	727	42.3%
Five County	1202	521	43.3%
Guilford	1490	741	49.7%
Johnston	916	333	36.4%
Mecklenburg	1596	651	40.8%
Mental Health Partners	770	330	42.9%
Onslow-Carteret	1266	438	34.6%
Orange-Person-Chatham	441	243	55.1%
Pathways	1,833	1,075	58.6%
PBH	998	389	39.0%
Sandhills	1087	360	33.1%
Smoky Mountain	1343	430	32.0%
Southeastern Center	1318	808	61.3%
Southeastern Regional	2,315	1,275	55.1%
Wake	1162	384	33.0%
Western Highlands	2140	602	28.1%
<b>Total</b>	<b>31,312</b>	<b>13,150</b>	<b>42.0%</b>

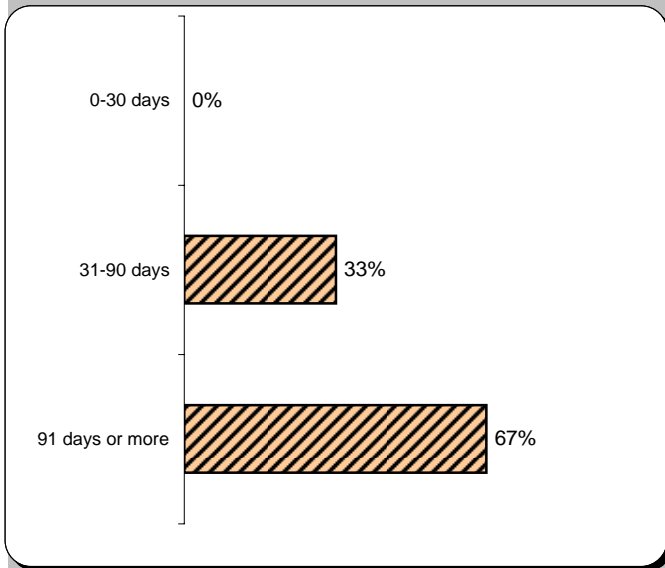
**Notes:**

- \* Several LMEs that were doing business in SFY 07-08 have merged with others. Consumers associated with these discontinued LMEs are excluded from this report.
- \* Only one Initial Interview per consumer is included in this report. Different totals of Initial Interviews may be shown in other reports.

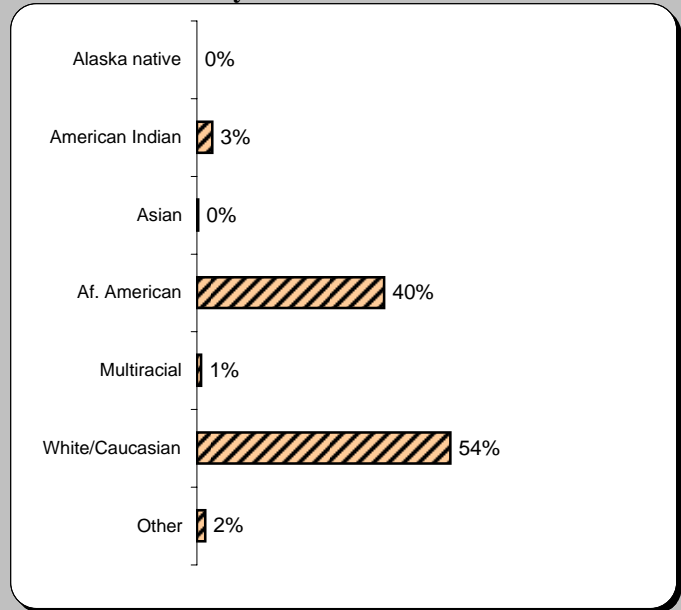
**Part I**

This report is based on the 13,150 consumers who had both an Initial interview and a 3-month Update Interview. The following section describes characteristics of these consumers and their treatment.

**1-1: Days Between Initial and Update Interview**



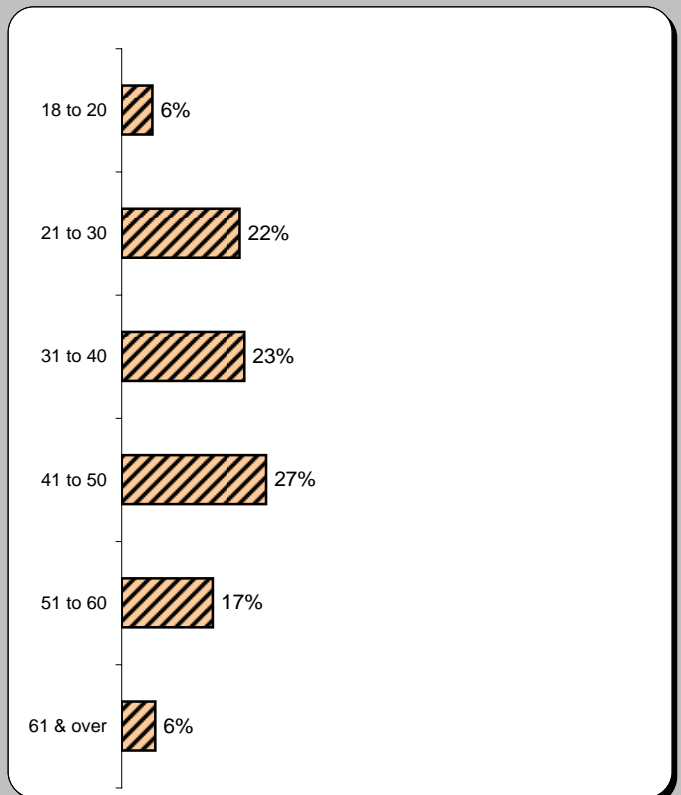
**1-3: Race/Ethnicity**



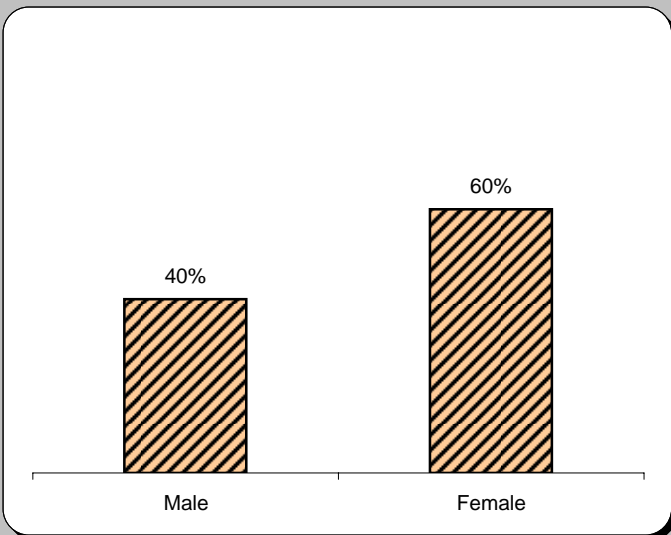
**1-4: Hispanic**

2% of Statewide consumers are Hispanic.

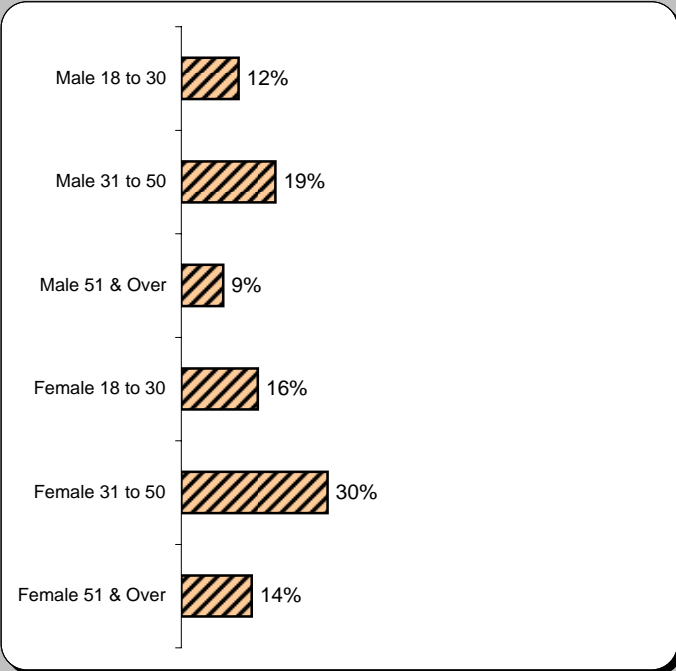
**1-5: Age Group**



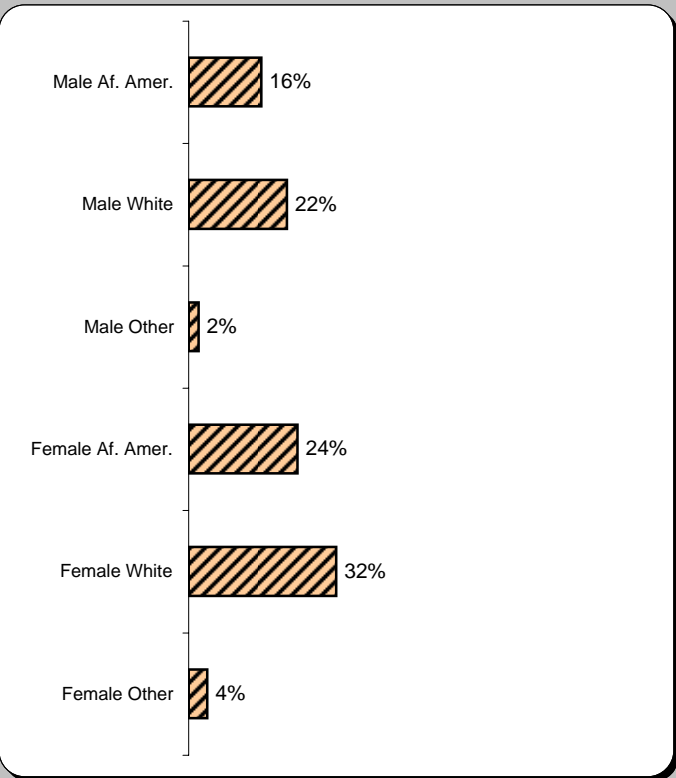
**1-2: Gender**



**2-1: Gender and Age**



**2-2: Gender and Ethnicity**



**2-3: Co-Occurring Status at Update**

Services/Supports Area	%
Mental health only	81%
Mental health and substance abuse (co-occurring)	19%

**2-4: Co-Occurring Consumers, Type of Treatment Professionals Providing Services/Supports**

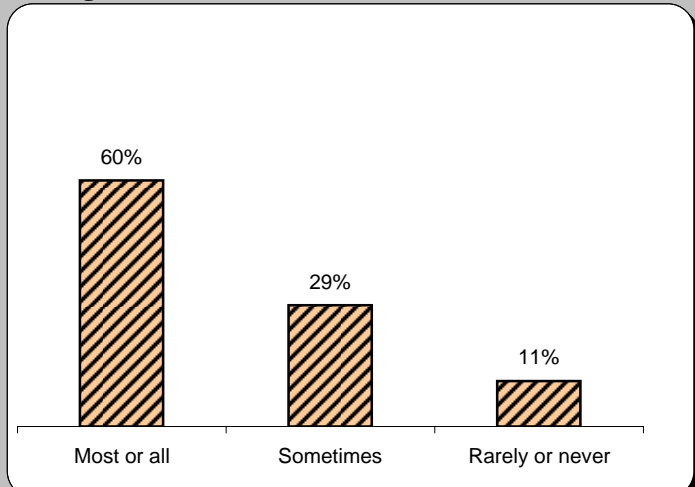
Type of Qualified Professional (QP)	Number
QP in mental health	789
QP in substance abuse	178
QP in both	1544
Total Co-Occurring Consumers	2511

**2-5: DSM-IV Diagnoses at Update**

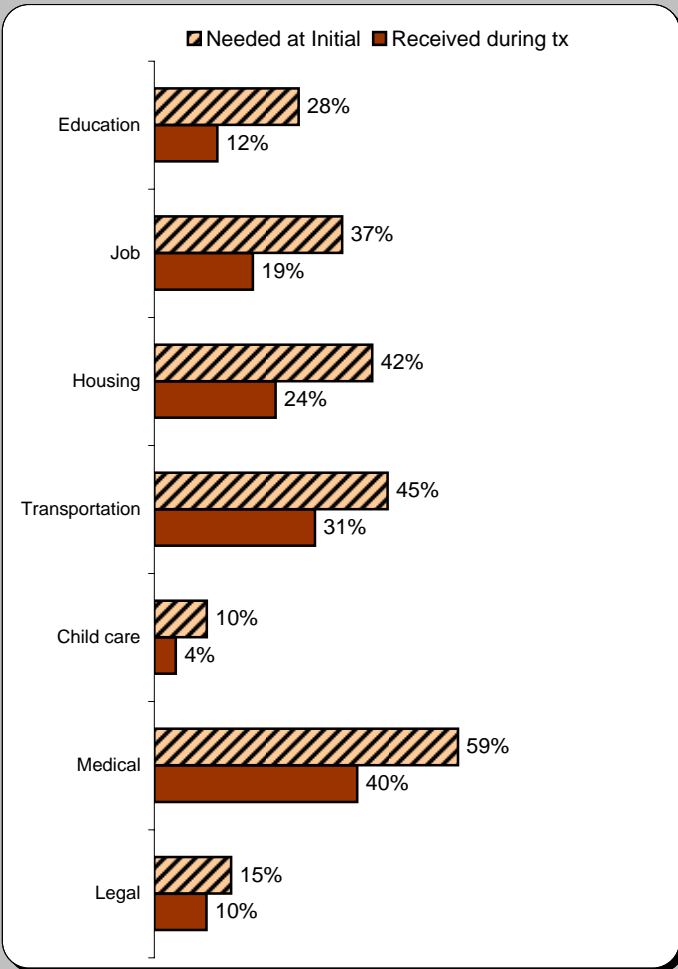
Diagnostic Category	%
Major depression	45%
Bipolar disorder	23%
Schizophrenia	24%
Anxiety disorder	16%
PTSD	11%
Personality disorder	7%
Alcohol abuse	6%
Alcohol dependence	9%
Drug abuse	7%
Drug dependence	13%

Only most common diagnoses shown. Multiple response

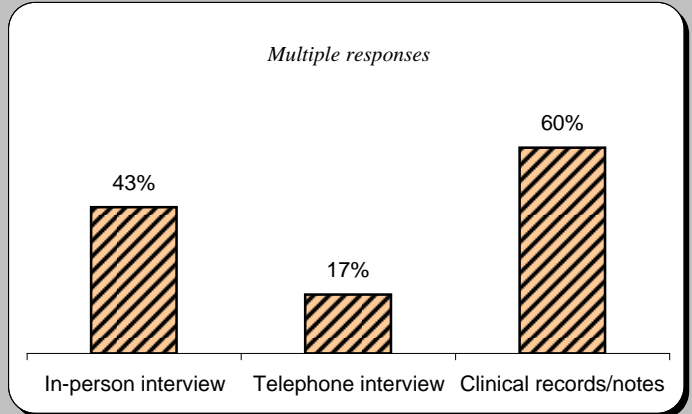
**2-6: Attendance at Scheduled Treatment Sessions, During Treatment Since Last Interview**



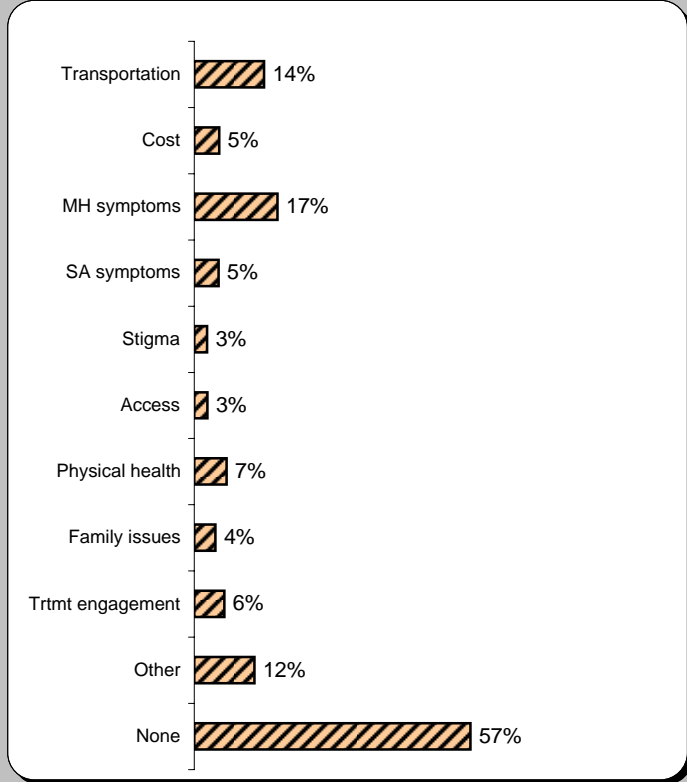
**3-1: Services Deemed "Very Important" at Intake and Received During Treatment**



**3-2 Update Interview Data Collection Method**



**3-3 Barriers to Treatment**



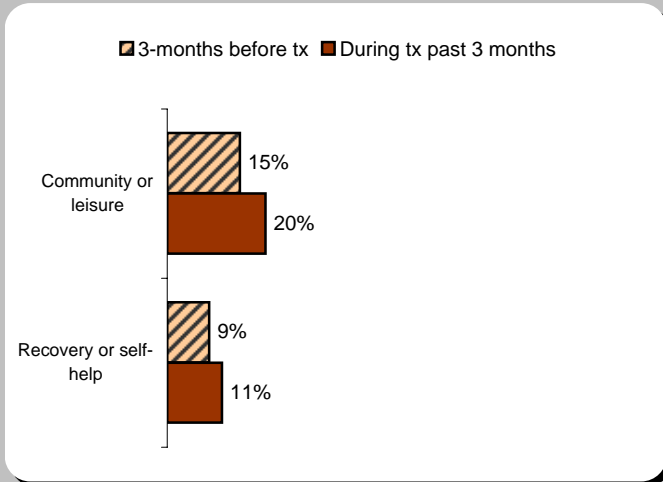
**Part II**

Some graphs and tables compare information collected at the Initial Interview with information collected in the Update Interview. Initial Interview information is designed to be collected by means of a personal interview with the consumer. The preferred method for completing the Update items in this section is a personal interview; however, a telephone interview, or clinical records or notes are also used.

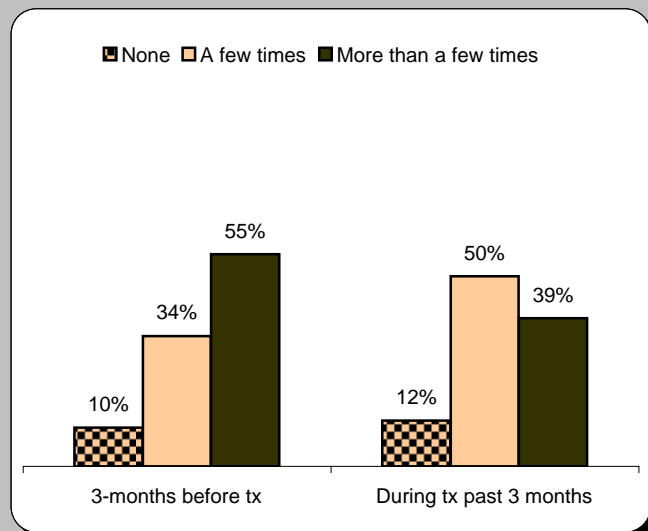
**3-4: Employment**

	3-Months before tx	Month during tx
% In labor force	47%	47%
Of those in the labor force...		
Employed full-time	16%	17%
Employed part-time	20%	23%
Unemployed (seeking work)	64%	60%

**4-1: Consumer Participation in Positive Activities  
(more than a few times)**



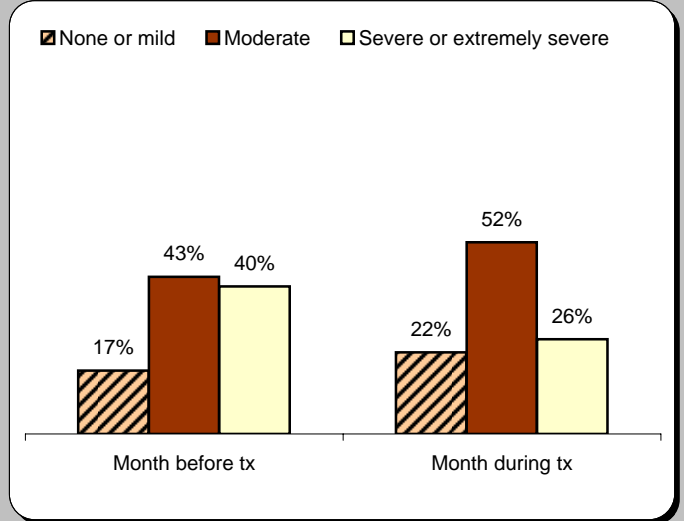
**4-2: How Often Problems Interfere with Work, School, or Other Daily Activities**



**4-3 Homeless Consumers**

	3-Months before tx	During tx past 3 months
In Shelters	356	242
Not in Shelters	202	112
<b>Total Homeless</b>	<b>558</b>	<b>354</b>

**4-4: Severity of Mental Health Symptoms**



**4-5: Psychotropic Medications at Update**

81% of Statewide consumers have a current prescription for psychotropic medications. Of those, 84% take their medication as prescribed all or most of the time.

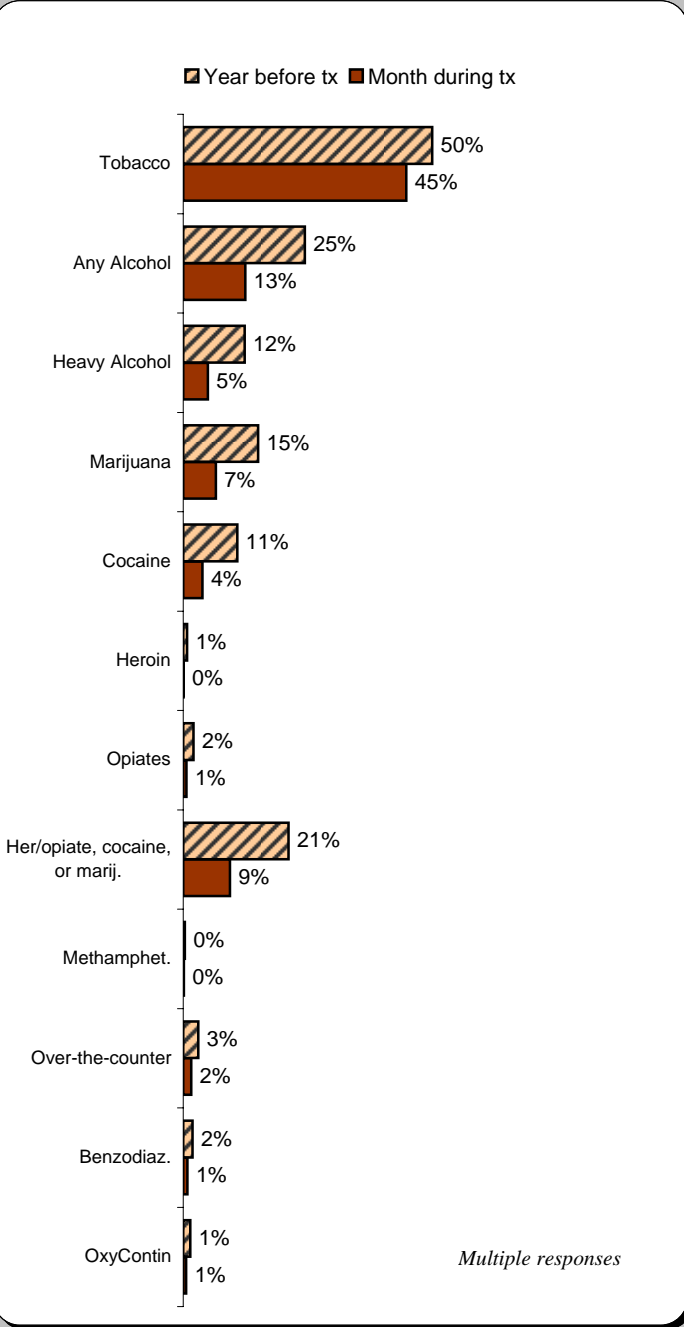
**4-6: Justice System Involvement**

8% of Statewide consumers were under correctional supervision at the time of their Update Interview.

**4-7: Arrests**

	Month before tx	Month during tx
Any arrest	4%	2%

**5-1: Substance Use**



**Part III**

Questions contained in Part III must be answered by the consumer. If the consumer is not available, these items are skipped and left blank. Therefore, these items often represent the responses of fewer consumers. Also, a minimum of 20 consumers must complete this section for these data to be analyzed.

**\* 6871 of the 13,150 (52%) of Statewide Update Interviews included a personal interview with the consumer.**

**5-2: Recent Births or Pregnancy Status**

There were 4220 females responding to Part III of the Update Interview. Birth and pregnancy among these women is shown below.

	Number
Given birth in past year	159
Currently pregnant	82
Uncertain about pregnancy status	28
In first trimester	18
In second trimester	27
In third trimester	33

**5-3: Behavior Problems and Symptoms**

	3 Months before tx	During tx, since last interview
Suicidal thoughts	36%	22%
Tried to hurt or cause self pain	11%	5%

**5-5: Violence Against Others**

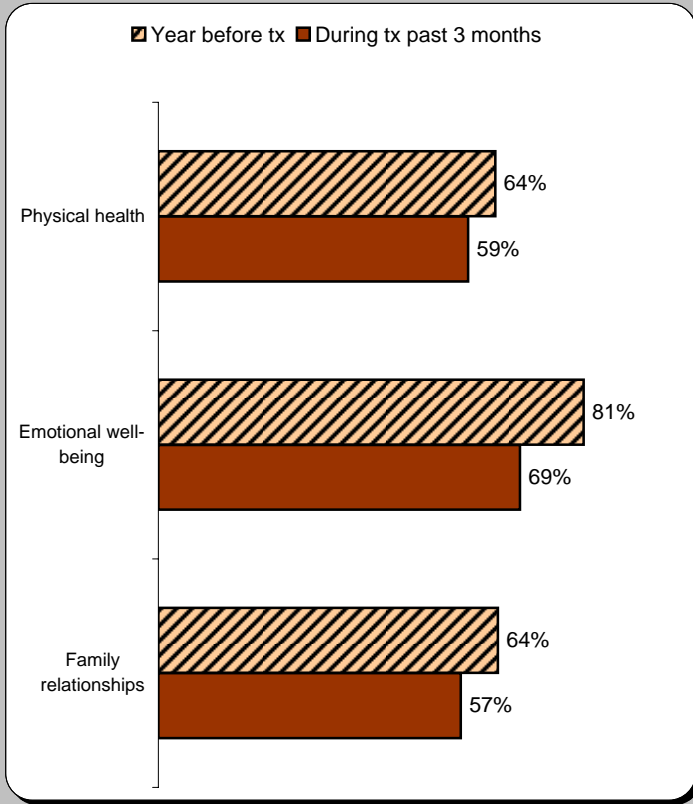
	3 Months before tx	During tx past 3 months
Hit/physically hurt another person	10%	7%

**5-6: Experienced Violence**

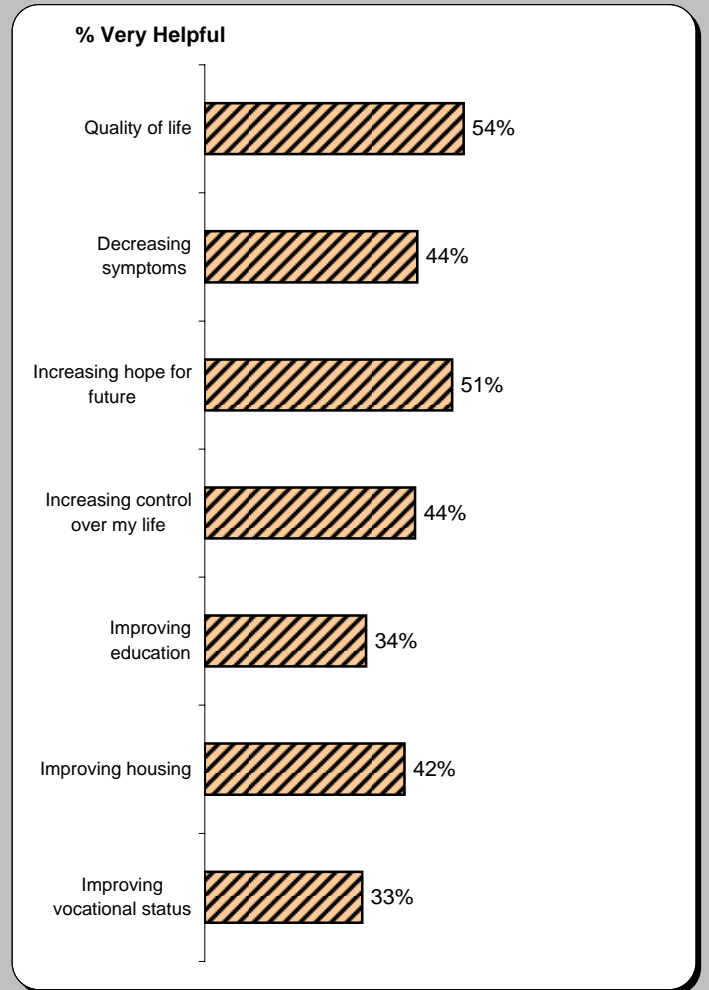
	3 Months before tx	During tx past 3 months
Physical violence	9%	7%
Sexual violence	1%	2%



**6-1: Consumer Ratings on Quality of Life  
(rated "fair" or "poor")**

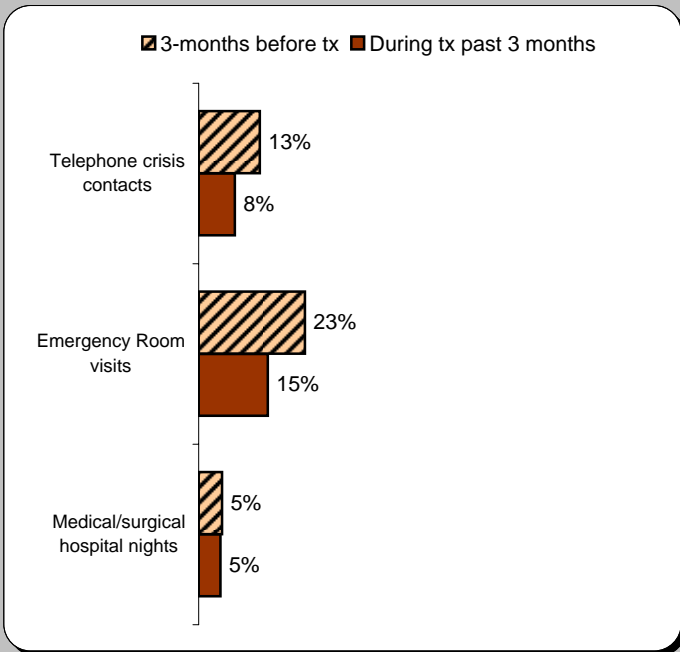


**6-3: Helpfulness of Program Services  
(of those for whom the service is applicable)**



Note: Zero percent may indicate not applicable for all consumers.

**6-2: Health Care Received**





**Appendix**  
**Statewide Adult Mental Health Consumers**  
**Acronyms and Abbreviations used in this Report**

---

<b>Acronym or Term</b>	<b>Definition</b>
Af. Amer.	African American
Benzodiaz.	Benzodiazepine(s)
DSM	Diagnostic and Statistical Manual (Edition IV)
Her	Heroin
Inpt.	Inpatient
Marij.	Marijuana
Methamphet.	Methamphetamine(s)
MH	Mental Health
PTSD	Post-traumatic Stress disorder
QP	Qualified Professional
SA	Substance Abuse or Substance Abuser
Trtmt	Treatment
Tx	Treatment

---