

North Carolina Department of Health and Human Services
Division of Mental Health, Developmental Disabilities and Substance Abuse Services

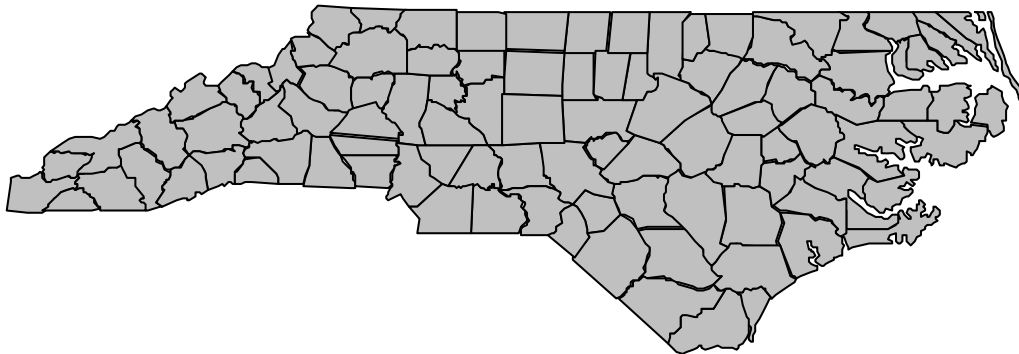
NC-TOPPS

North Carolina Treatment Outcomes and Program Performance System

**Adolescent Substance Abuse Consumers (Ages 12-17)
Statewide**

**Initial Assessments
July 1, 2007 through June 30, 2008**

This report includes consumers receiving only substance abuse services, and those receiving both substance abuse and mental health services.



Data Collected By: Center for Urban Affairs and Community Services (CUACS)
NC State University

Report Produced By: Institute for Community-Based Research
National Development & Research Institutes, Inc. (NDRI)

Prepared For: Quality Management Team
Community Policy Management Section
DMH/DD/SAS
NC DHHS

July 2008





Introduction to Adolescent SA Report

This annual report feedback report provides Local Management Entities, providers, and the NC Division of Mental Health, Developmental Disabilities and Substance Abuse Services data gathered for mental health consumers through the North Carolina Treatment Outcomes and Program Performance System (NC-TOPPS). Eight pages of charts, tables and text information from the online Initial Interviews are presented on substance abuse consumers' demographic characteristics, symptoms, behaviors and activities, service needs, supports and barriers, family and housing issues and outcome measures. It should be noted that not every data element or response category on the NC-TOPPS Initial Interview is displayed in this report.

Please note that the charts and tables may not always match online queries that you may conduct. The data used in these reports will not necessarily reflect the same points in time. In addition, NDRI who produces these reports cleans the data and removes apparent duplicates prior to preparing the tables and charts. Consumers with co-occurring substance abuse and mental health problems are included in this report.

Additional information about NC-TOPPS including printable interviews are located at <http://nctopps.ncdmh.net>

General Information on Interpreting Tables

- Types of Statistics**
- ▶ A count shows the actual number (often designated by the letter “n”) of clients.
 - ▶ A percentage is the number of clients with a characteristic or behavior divided by all the clients in the group of interest multiplied by 100. Percentages will be designated with a % sign next to the number.
 - ▶ An average is the sum of a set of numbers divided by the number of numbers in the set. When a number in a cell is an average, the word average will appear in the row descriptor.
 - ▶ A median is the middle number in a set of numbers, arranged from lowest to highest. For example, the median for the following numbers: 9, 12, 12, 15, 17, 20, **22**, 23, 25, 28, 31, 35, 62 is the bolded number, 22. Medians are important measures of central tendency, especially when a mean may be skewed by a very high or very low value. When a number in a cell is a median, the word median will appear in the row descriptor.
- Missing Data**
- For many of the NC-TOPPS interviews, a particular item or question may have been left blank. In calculating the means, medians, and percentages in cells of questionnaire items, this missing data is excluded from the calculation. For example, program X may have submitted 50 interviews but in 2 of the interviews, gender was left blank. When the percent of males is calculated, the 25 males are shown as 52% ($25/48 \times 100$).
- Denominators**
- The denominator for nearly all percentages is the number of cases shown at the bottom on the page minus item missing data. All exceptions to this general rule are noted with appropriate text in the graphic or table. This text will state which group is included or excluded from the denominator, such as "of those enrolled in K-12." In sections with "by groups" such as by age, the denominator is the age group noted.
- Multiple Response**
- “Multiple response” indicates a “mark all that apply” type question in which more than one response to a question is allowed. The total of responses may add to greater than 100%. Examples are health insurance or target population. This is in contrast to items such as gender where only a single response is allowed.

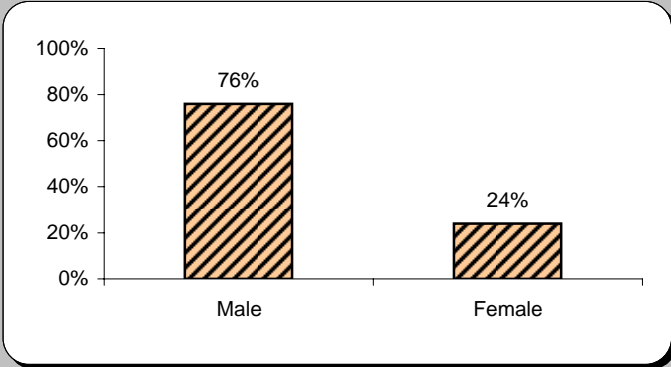


**Adolescent (12-17) Substance Abuse
Initial Assessments Received July 1, 2007 through June 30, 2008
Numbers of Interviews for Each LME**

This table shows the number of consumers in this report by LME.

LME	Number
Alamance-Caswell-Rockingham	41
Albemarle	23
Beacon Center	25
Catawba (Mental Health Partners)	43
CenterPoint	128
Crossroads	55
Cumberland	101
Durham Center	55
East Carolina Behavioral Health	130
Eastpointe	60
Five County	60
Foothills	15
Guilford	104
Johnston	5
Mecklenburg	333
Onslow-Carteret	42
Orange-Person-Chatham	22
Pathways	41
Piedmont (PBH)	74
Sandhills	143
Smoky Mountain Center	24
Southeastern Center	63
Southeastern Regional	36
Wake	57
Western Highlands	132
Total	1,812

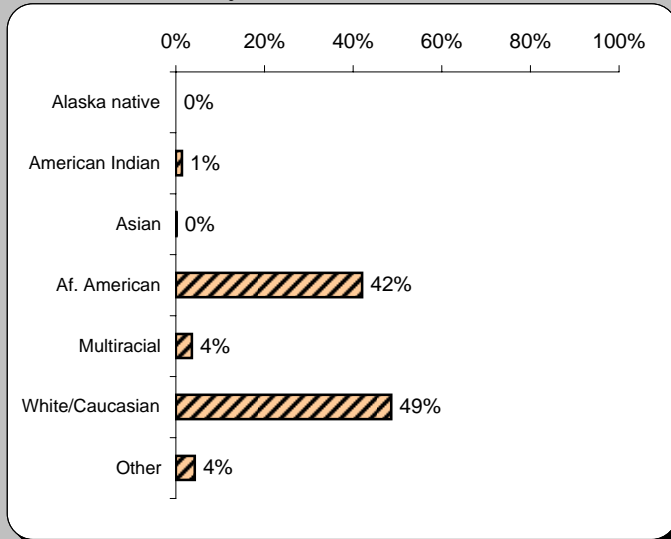
1-1: Gender



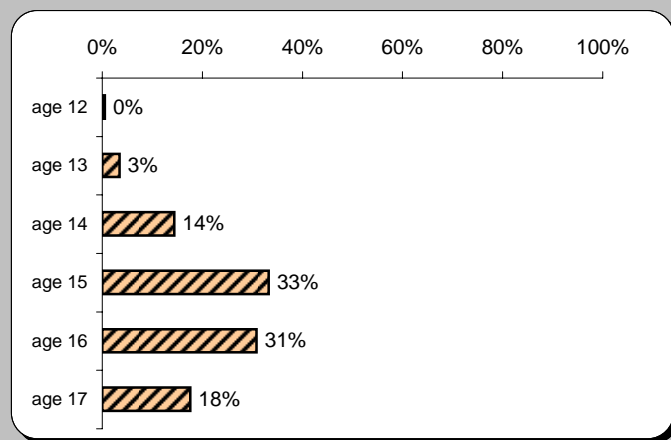
1-2: Hispanic Origin

Of the Statewide consumers, 6% indicate that they are of Hispanic, Latino, or Spanish origin.

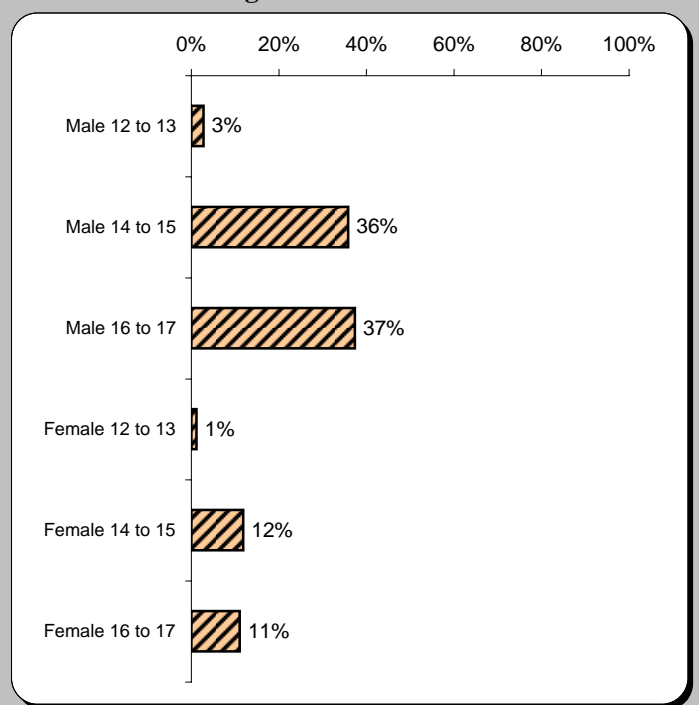
1-3: Race/Ethnicity



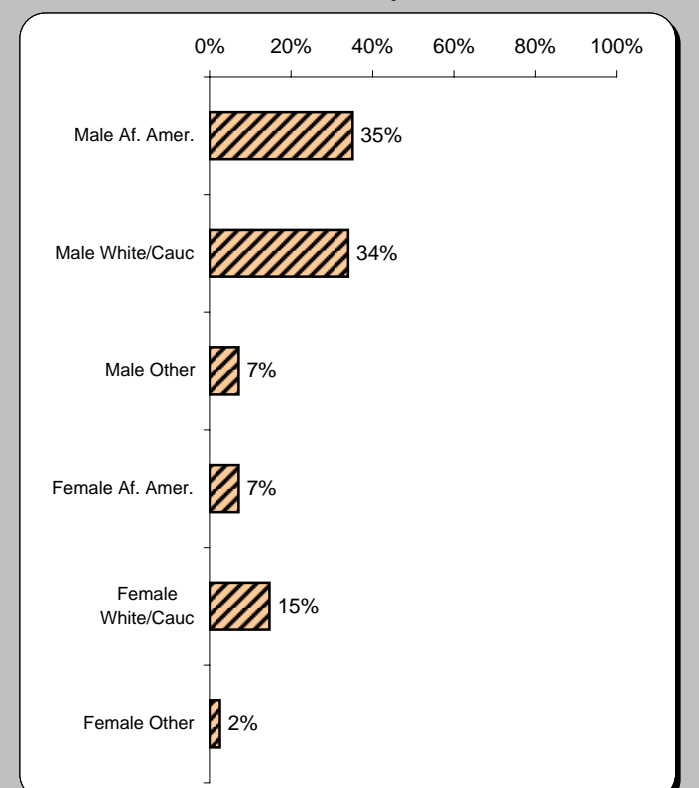
1-4: Age



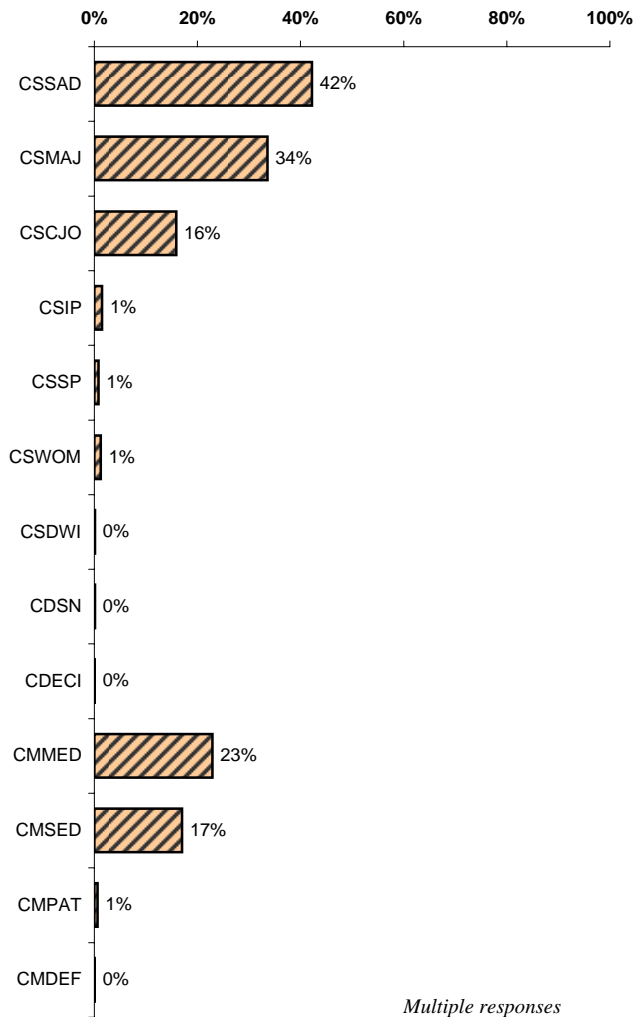
1-5: Gender and Age



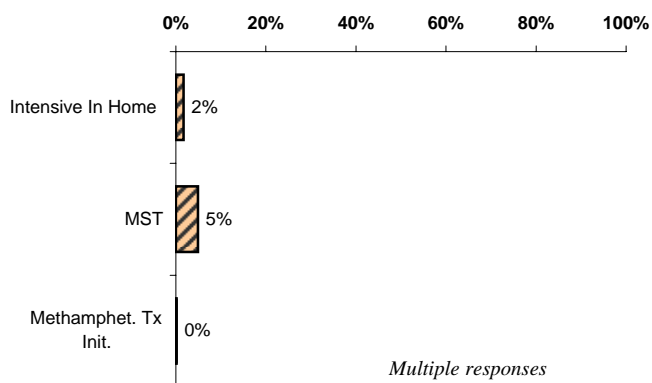
1-6: Gender and Race/Ethnicity



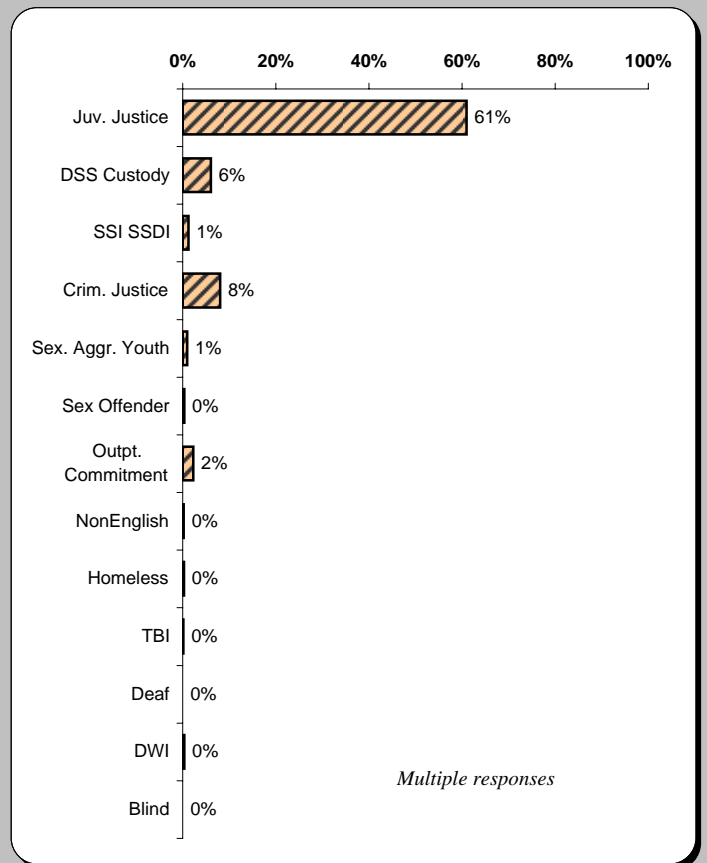
2-1: IPRS Target Populations



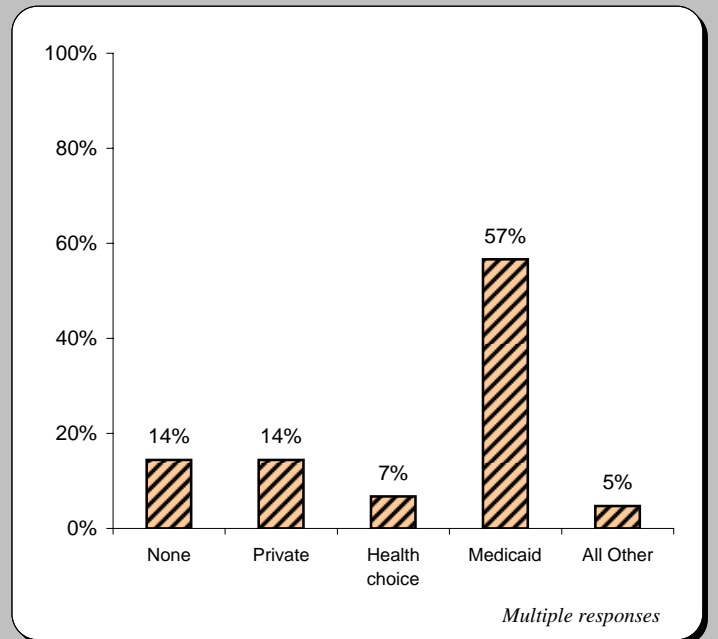
2-2: Special Programs



2-3: Special Populations



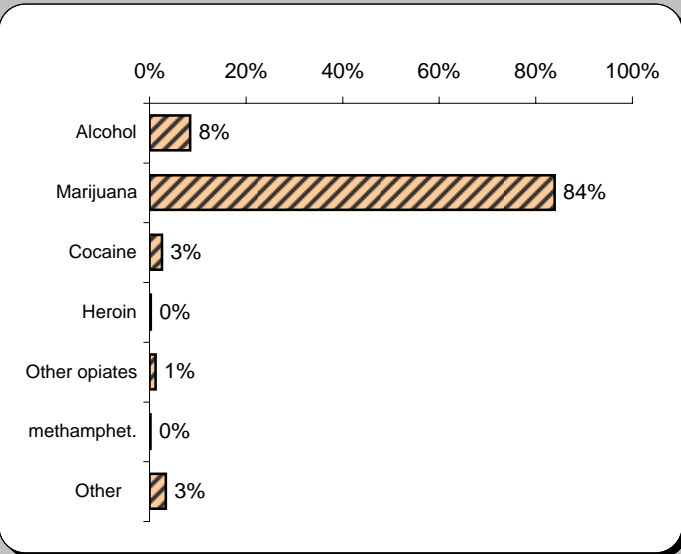
2-4: Health Insurance



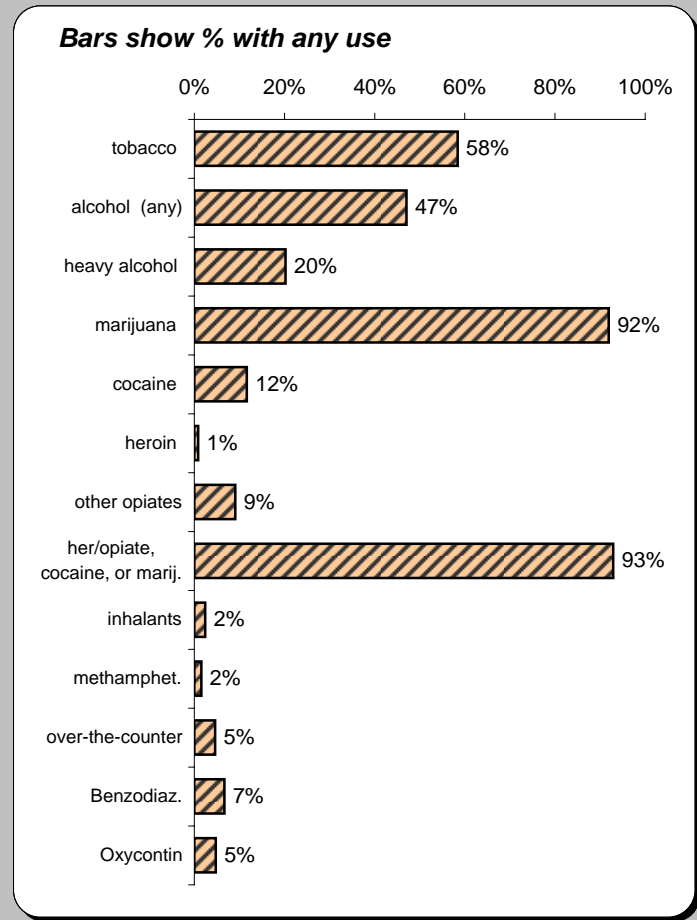
Note: Refer to page ii for acronym definitions for all charts on this page.

Number of Initial Assessments: Statewide = 1,812

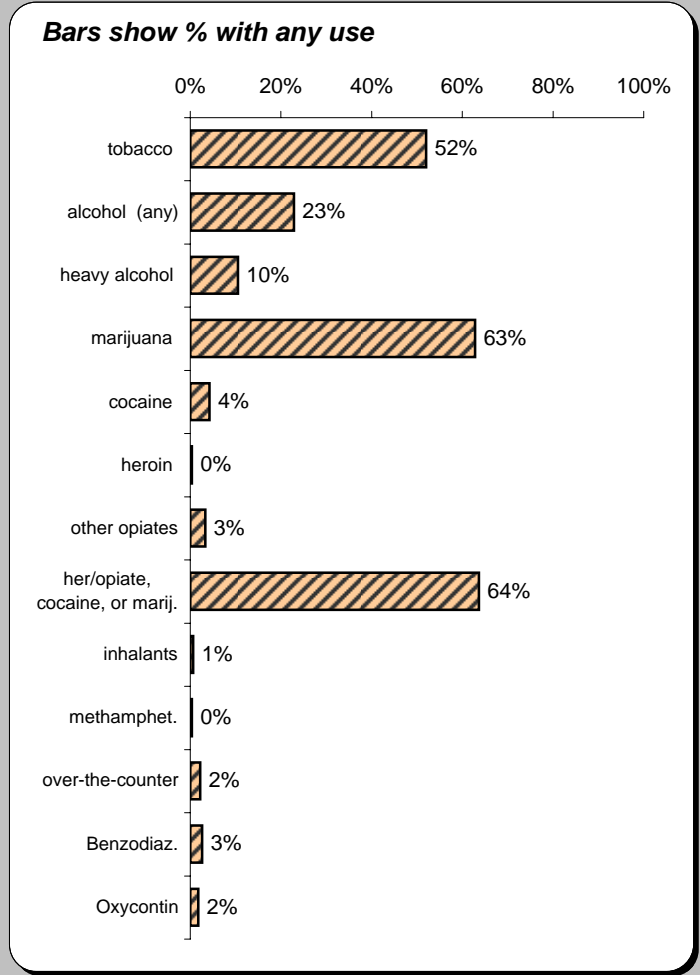
3-1: Primary Substance Problem



3-2: Self-Report Substance Use, Past 12 Months



3-3: Self-Report Substance Use, Past Month



3-4: Cigarette Smoking

Overall, 52% of Statewide consumers report that they smoked cigarettes in the past month and 8% smoked a pack a day or more.

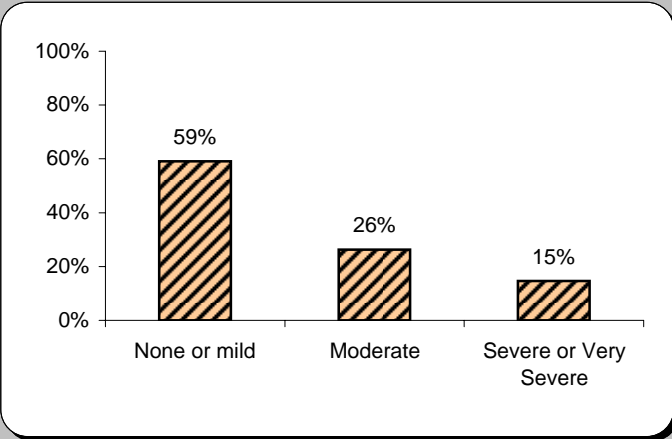
3-5: Injection Drug Use

2% of Statewide consumers report that they have ever injected drugs for nonmedical purposes.

3-6: 90-Day Abstinence from Alcohol and Drugs

Statewide consumers were asked how long they have been abstinent at this time and 15% reported abstinence for at least the past 90 days.

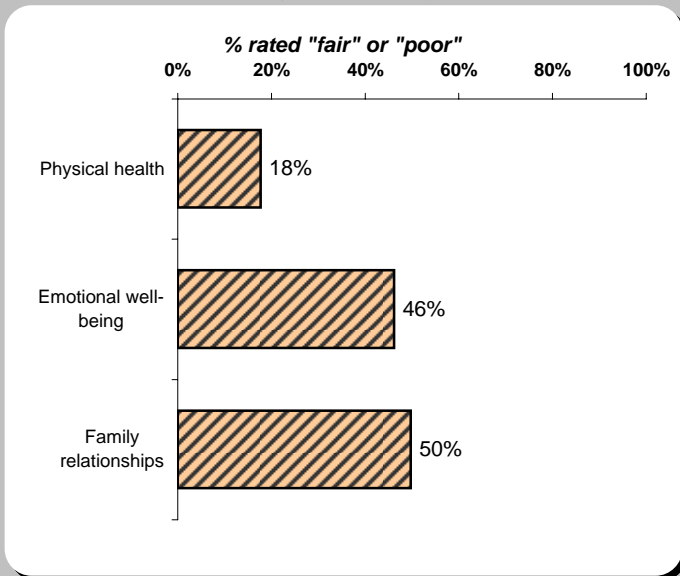
4-1: Severity of Mental Health Symptoms, Past Month



4-2: General Assessment of Functioning (GAF)

GAF scores were reported for 97% of Statewide consumers. The average score was 48.7 and the median score was 50.

4-3: Consumer Ratings on Quality of Life



4-4: History of Abuse

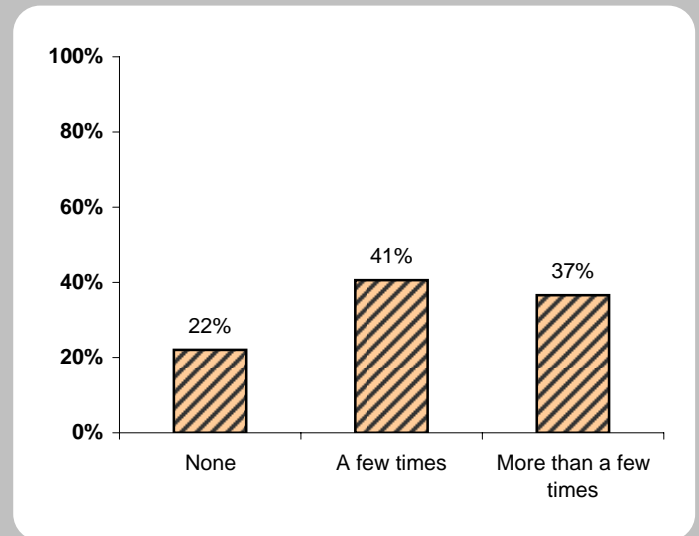
Category	Percentage
Physically Abused, past 3 months	22%
Sexually Abused, ever	6%
Sexually Abused, past 3 months	1%

4-5: DSM-IV Diagnoses

Diagnostic Category	%
Drug Dependence	29%
Alcohol Dependence	4%
Drug Abuse	62%
Alcohol Abuse	18%
Oppositional defiant disorder	20%
Conduct disorder	16%
ADD	12%
Bipolar disorder	4%
Major depression	9%
Disruptive behavior	7%
PTSD	2%

* Only most commonly diagnosed conditions shown.

4-6: How Often Problems Interfere with Work, School, or Other Daily Activities, Past 3 Months



4-7: Lifetime Suicide Attempts

11% of Statewide consumers have attempted suicide at least once during their lifetime.

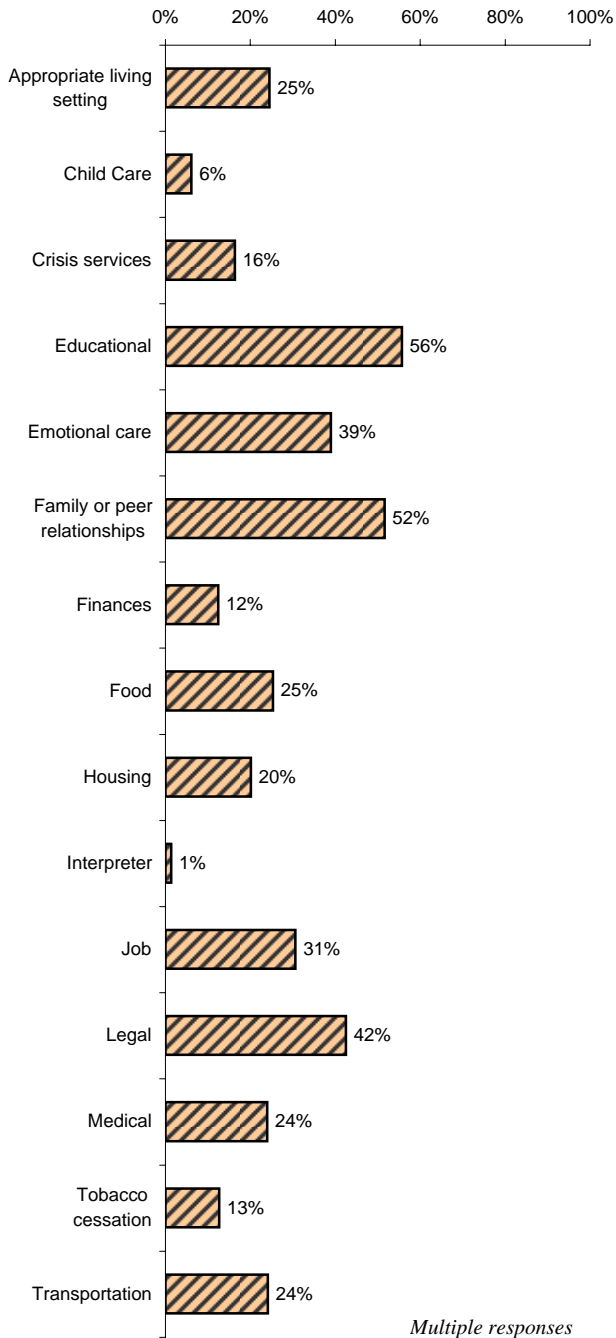
4-8: Behavior Problems and Symptoms Expressed, Past 3 Months

Category	Percentage
Suicidal thoughts	15%
Tried to hurt or cause self pain	10%
Risky sexual activity	10%

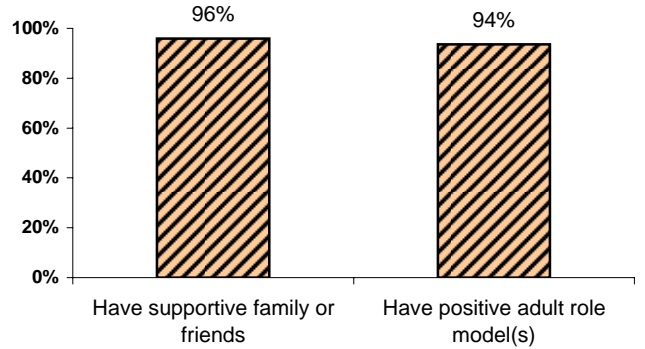
5-1: Public or Private Health Care Provider

Among Statewide consumers, 73% report that they have a health care provider and 61% have seen their provider within the past year.

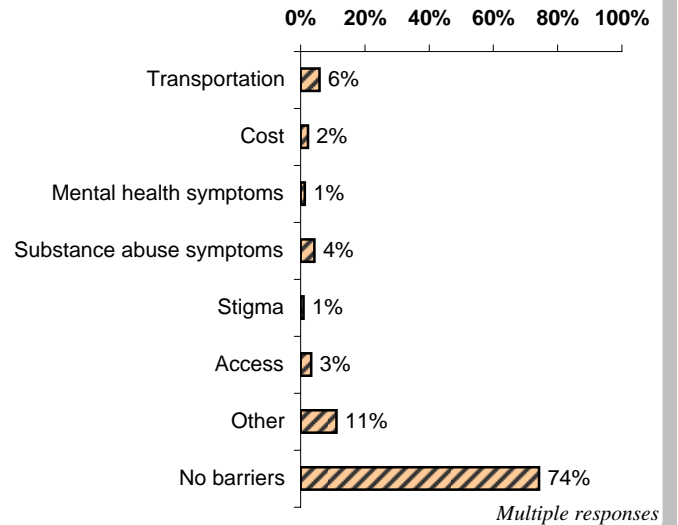
5-2: Service Needs Rated "Very Important"



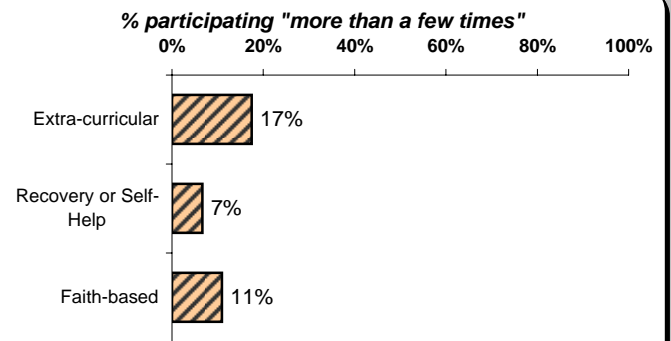
5-3: Support for Recovery



5-4: Barriers to Treatment



5-5: Consumer Participation in Positive Activities, Past 3 Months

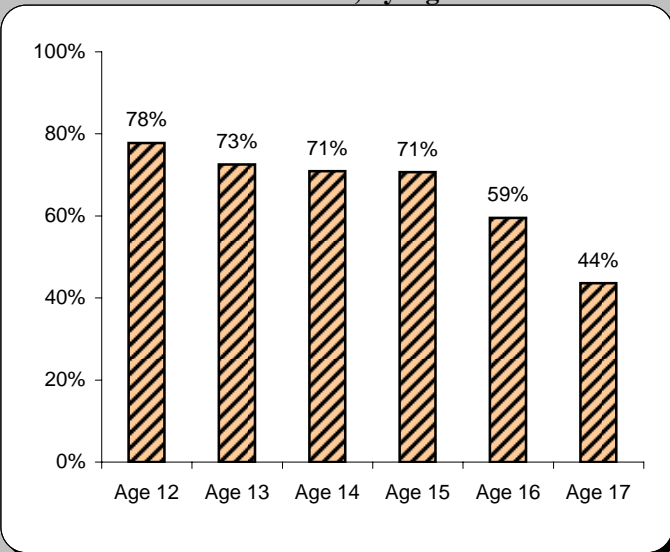


6-1: Enrollment in Academic Programs

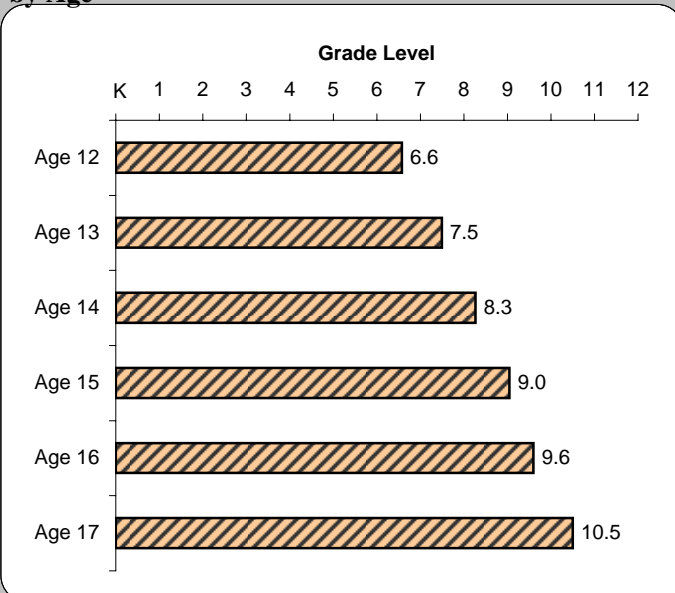
Enrolled in...	
Any Academic program	81%
Academic Schools (K-12)	63%
Alternative Learning Program (ALP)	14%
Technical or Vocational School	0%
GED or Adult Literacy	4%

Note: Multiple response.

6-2: K-12 School Attendance, by Age



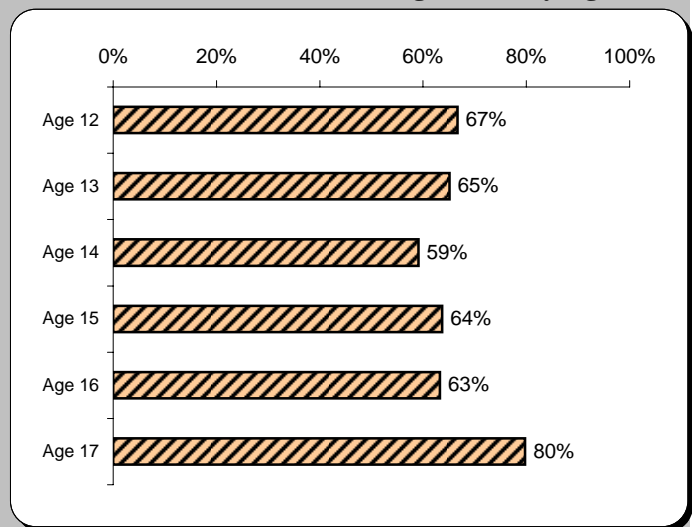
6-3: Average Grade Level of Students in K-12, by Age



Note: 0.0 indicates no cases.

Number of Initial Assessments: Statewide = 1,812

6-4: Students in K-12 who Received Mostly A's, B's or C's at Most Recent Grading Period, by Age

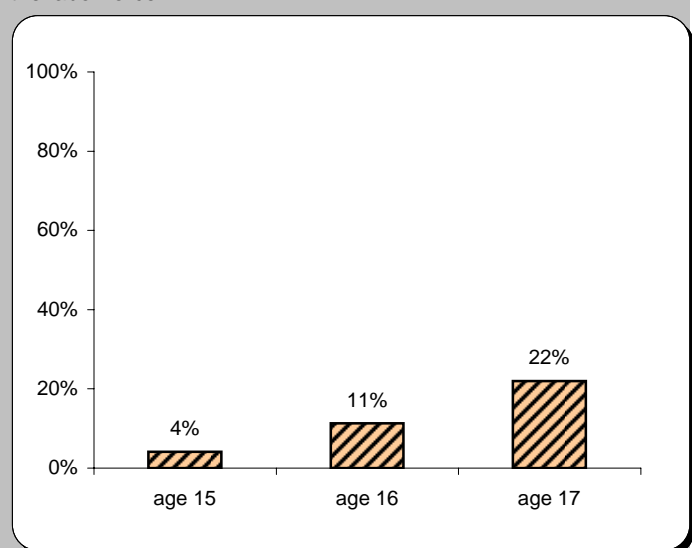


6-5: School Expulsion, and Truancy, Past 3 Months

Of those enrolled in K-12, percent who missed school due to	
Expulsion	8%
Out-of-school suspension	44%
Truancy	25%

6-6: Employment, Past 3 Months, by Age

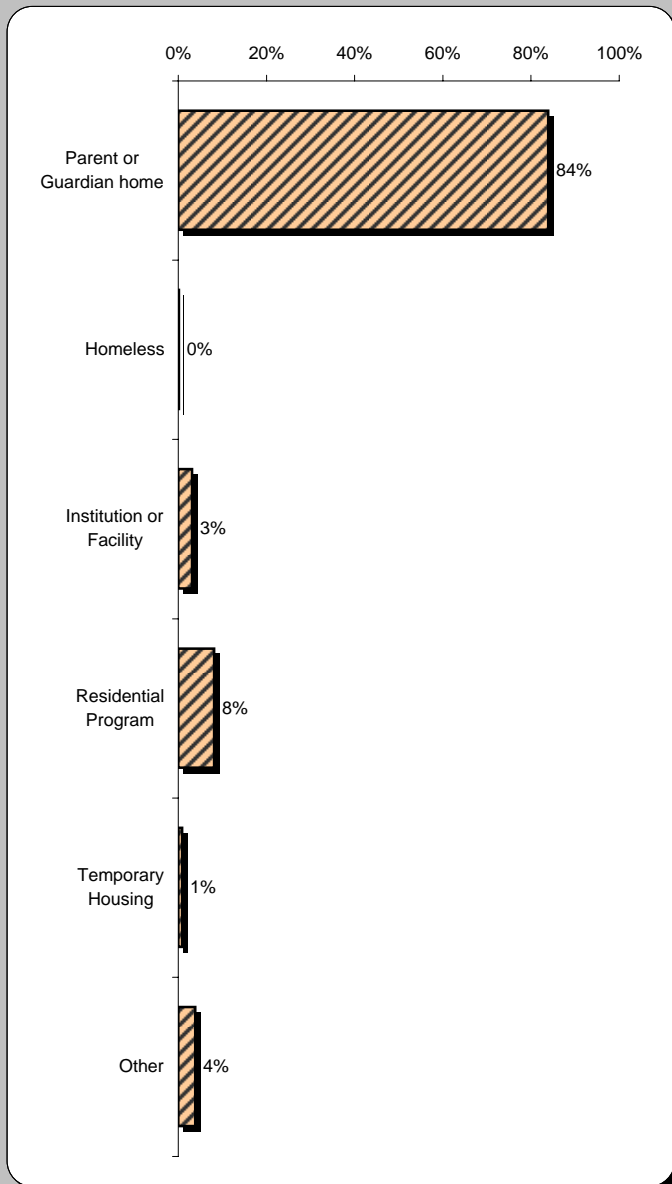
The following chart shows the percent of 15 to 17 year olds, by age, who are working full or part-time. While any work, full or part-time, is shown, nearly all work in this age group is part-time. The denominator for these percentages does not exclude those not in the labor force.



7-1: Primary Caregiver

Parent(s)	75%
Grandparent(s)	9%
Sibling(s)	1%
Foster parent(s)	3%
Spouse/partner	0%
Other relative	2%
Other	9%

7-2: Where Lived



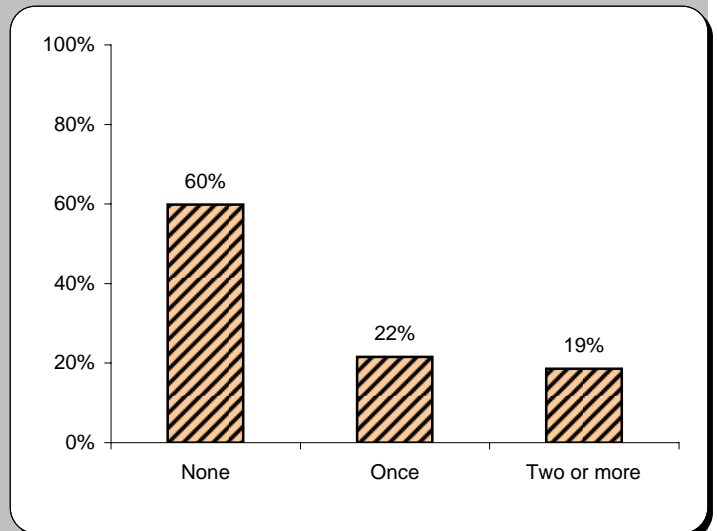
7-3: Numbers living in special circumstances

Homeless sheltered	2
Homeless unsheltered	1
Foster home	10
Therapeutic foster home	24
Level III Group Home	86
Level IV Group Home	4
Halfway house	0
State residential treatment center	8
SA residential treatment facility	11
Psychiatric residential treatment facility	1

Note about those in home community:

The number of consumers living in the special residential and other circumstances shown above total 147. Of these individuals, 72 of them live in facilities, centers, and places in their home community.

7-4: Times Moved Residences in the Past Year



7-5: Have children

Of the Statewide consumers 2.9% have children of their own.

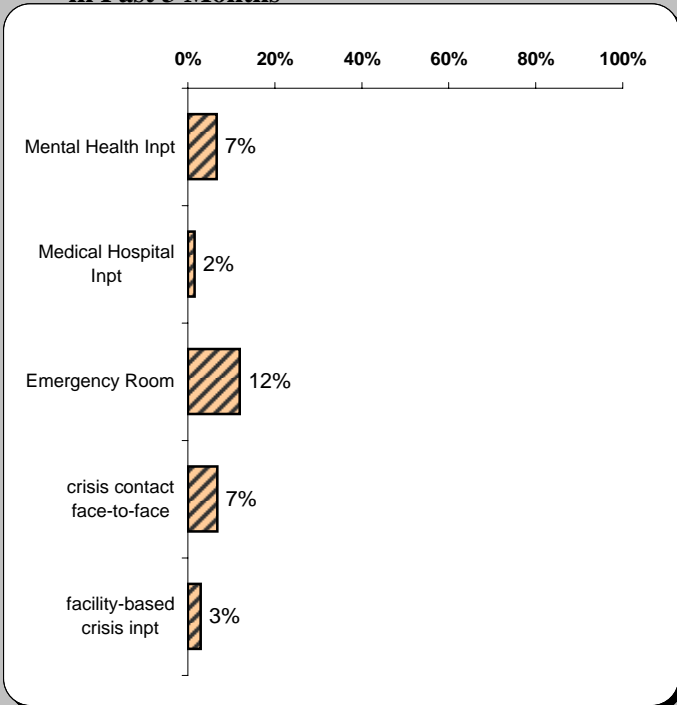
7-6: Pregnancy and Prenatal Care

	Number
Currently pregnant	15
Referred to prenatal care	13
Receiving prenatal care	12

8-1: Lifetime Admission for Inpatient Mental Health

14% of Statewide consumers have had inpatient mental health admissions.

8-2: Health Care: Types of Service Utilized in Past 3 Months



8-3 Arrest History

Any Arrests	
Ever	61%
Past Month	16%
Misdemeanor Arrests	
Ever	45%
Past Month	12%
Felony Arrests	
Ever	22%
Past Month	4%

Note: A person may have arrests for both misdemeanors and felonies.

8-4: Trouble with the law in the Past Month

30% of Statewide consumers reported that they had been in trouble with the law in the past month.

8-5: Justice System Involvement

Adult correctional supervision	7%
Juvenile correctional supervision	61%
Admission required by JJ/CJ/court	60%

8-6: Violent Behavior and Weapons Carried

Hit/physically hurt another person	34%
Carried handgun or weapon	26%



Adolescent (Age 12-17) Substance Abuse Acronyms and Abbreviations (needs work)

Acronym or Term	Definition
ACT	Assertive Community Treatment
Af American	African American
AOD	Alcohol or other drugs
CDECI	Target population: Early childhood intervention
CDSN	Target population: Child with Developmental Disability
CMDEF	Target population: Child MH consumer who is deaf or hard of hearing
CSDWI	Target population: Child SA consumer who is receiving DWI Offender Treatment
CMMED	Target population: Child who is Seriously Emotionally Disturbed
CMPAT	Target population: Child MH consumer who is homeless (PATH program)
CMSED	Target population: Child who is Seriously Emotionally Disturbed with out of home placement
CSCJO	Target population: Child SA consumer who is a Criminal Justice Offender
CSIP	Target population: Child receiving indicated SA prevention services
CSMAJ	Target population: Child SA consumer in the MAJORS SA/JJ Program
CSSAD	Target population: Child with Substance Abuse Disorder
CSSP	Target population: Child receiving selected SA prevention services
CSWOM	Target population: Child SA consumer who is pregnant or has dependent children
Benzodiaz.	Benzodiazepine(s)
Buprenorph.	Buprenorphine
Cauc.	Caucasian
Crim. Justice	Criminal Justice
CJ	Criminal Justice
CST	Community support team
Detox	detoxification
DSM	Diagnostic and Statistical Manual (Edition IV)
DSS	Division of Social Services
DWI	Driving while Impaired
GED	General Education Diploma (High School Equivalency)
H or I felon	Class H or I felon (controlled substance) who applied for food stamps
Her	Heroin
Inpt	Inpatient
JJ	Juvenile justice
Juv. Justice	Juvenile justice
Marij.	Marijuana
Med. Mgmt.	psychiatric medication management
Methamphet.	Methamphetamine(s)
Methamphet. Tx. Initiat.	Methamphetamine Treatment Initiative
MST	Multi-Systemic Therapy
MH	Mental Health
Outpt. Commitment	Outpatient Commitment
PSR	Psychosocial rehabilitation
PTSD	Post-traumatic Stress disorder
SA	Substance Abuse
SSI/SSDI	Supplemental Security Income or Social Security Disability Insurance
TASC	Treatment Accountability for Safer Communities
TBI	Traumatic brain injury

Note: Refer to web page for more complete definitions of target populations:
<http://www.dhhs.state.nc.us/mhddsas/>