

North Carolina Department of Health and Human Services
Division of Mental Health, Developmental Disabilities and Substance Abuse Services

NC-TOPPS

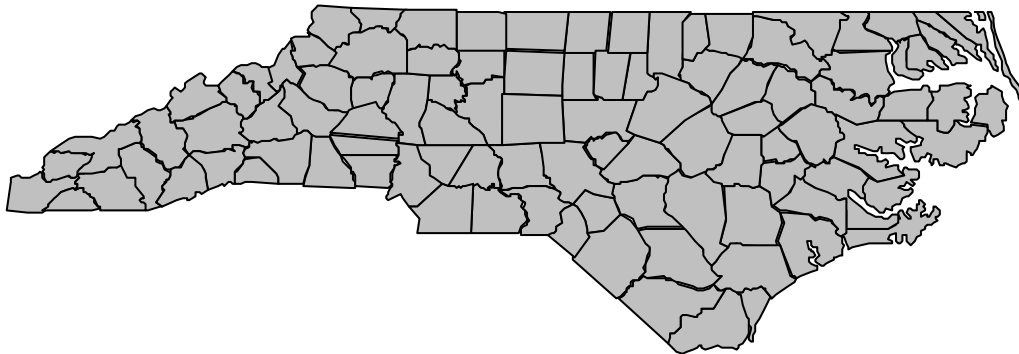
North Carolina Treatment Outcomes and Program Performance System

Adult Substance Abuse Consumers: Statewide

Initial Assessments

July 1, 2007 through June 30, 2008

This report includes consumers receiving only substance abuse services, and those receiving both substance abuse and mental health services.



Data Collected By:

Center for Urban Affairs and Community Services (CUACS)
NC State University

Report Produced By:

Institute for Community-Based Research
National Development & Research Institutes, Inc. (NDRI)

Prepared For:

Quality Management Team
Community Policy Management Section
DMH/DD/SAS
NC DHHS

July 2008



Introduction to Report

This type of report is available to Local Management Entities, providers and the NC Division of Mental Health, Developmental Disabilities and Substance Abuse Services on data gathered for substance abuse consumers through the North Carolina Treatment Outcomes and Program Performance System (NC-TOPPS). It provides information gathered through the online NC-TOPPS Initial Interview and includes seven pages of charts, tables and text information on consumers' demographic characteristics, substance use, symptoms, behaviors and activities, service needs, supports and barriers, family and housing issues and outcome measures collected through an interview with the consumer at the beginning of their treatment. It should be noted that not every data element or response category on the NC-TOPPS Initial Interview is displayed in this report.

Please note that the charts and tables may not always match online queries that you may conduct. The data used in these reports will not necessarily reflect the same points in time. In addition, NDRI who produces these reports cleans the data and removes apparent duplicates prior to preparing the tables and charts.

Additional information about NC-TOPPS and printable version of the interviews are available at <http://www.ncdhhs.gov/mhddsas/nc-topps/>

General Information on Interpreting Tables

- Types of Statistics**
- ▶ A count shows the actual number (often designated by the letter “n”) of clients.
 - ▶ A percentage is the number of clients with a characteristic or behavior divided by all the clients in the group of interest multiplied by 100. Percentages will be designated with a % sign next to the number.
 - ▶ An average is the sum of a set of numbers divided by the number of numbers in the set. When a number in a cell is an average, the word average will appear in the row descriptor.
 - ▶ A median is the middle number in a set of numbers, arranged from lowest to highest. For example, the median for the following numbers: 9, 12, 12, 15, 17, 20, **22**, 23, 25, 28, 31, 35, 62 is the bolded number, 22. Medians are important measures of central tendency, especially when a mean may be skewed by a very high or very low value. When a number in a cell is a median, the word median will appear in the row descriptor.
- Missing Data** For many of the NC-TOPPS forms received, a particular item or question may have been left blank. In calculating the means, medians, and percentages in cells of questionnaire items, this missing data is excluded from the calculation. For example, program X may have submitted 50 assessments but in 2 of the assessments, gender was left blank. When the percent of males is calculated, the 25 males are shown as 52% (25/48*100).
- Denominator** The denominator for nearly all percentages is the number of cases shown on the bottom left of the page minus item missing data. All exceptions to this general rule are **specifically noted** with appropriate text in the graphic or table. This text will state which group is included or excluded from the denominator, such as "of those in the labor force" or "of those with children."
- Multiple Response** “Multiple response” indicates a “mark all that apply” type question in which more than one response to a question is allowed. The total of responses may add to greater than 100%. Examples are health insurance or target population. This is in contrast to items such as gender where only a single response is allowed.
- Definitions of terms** The Appendix at the end of the report gives definitions of acronyms, abbreviations, and other terms used in this report.

Notes:

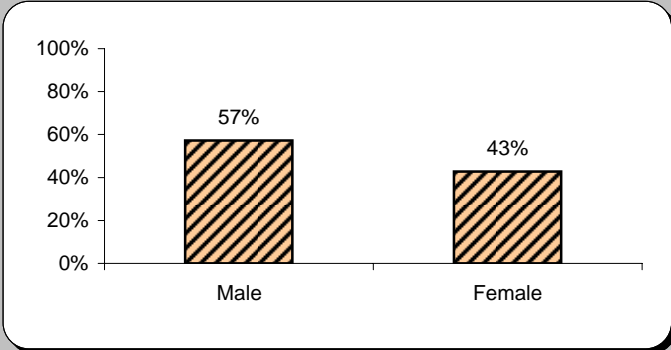


Initial Assessments Received July 1, 2007 through June 30, 2008
Adult Substance Abuse Consumers by LME
Statewide

This table shows the number of consumers in this report by LME.

LME	Number
Alamance-Caswell-Rockingham	318
Albemarle	620
Beacon Center	276
Catawba (Mental Health Partners)	870
CenterPoint	533
Crossroads	514
Cumberland	600
Durham Center	526
East Carolina Behavioral Health	631
Eastpointe	696
Five County	612
Foothills	205
Guilford	859
Johnston	363
Mecklenburg	4,128
Onslow-Carteret	673
Orange-Person-Chatham	301
Pathways	504
Piedmont (PBH)	711
Sandhills	570
Smoky Mountain Center	506
Southeastern Center	906
Southeastern Regional	913
Wake	806
Western Highlands	808
Total	18,449

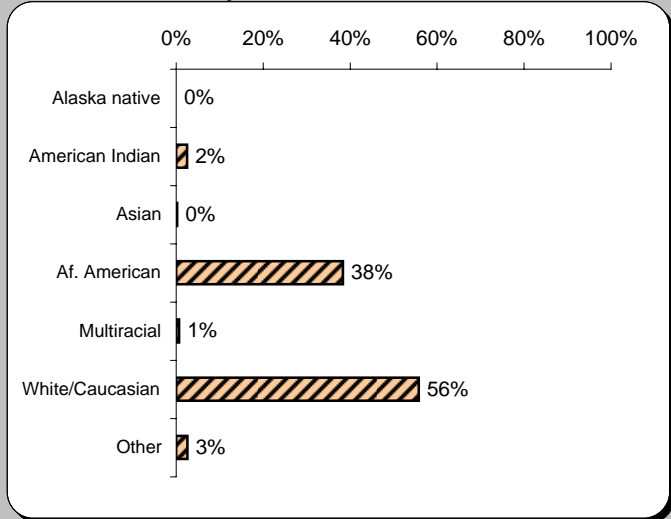
1-1: Gender



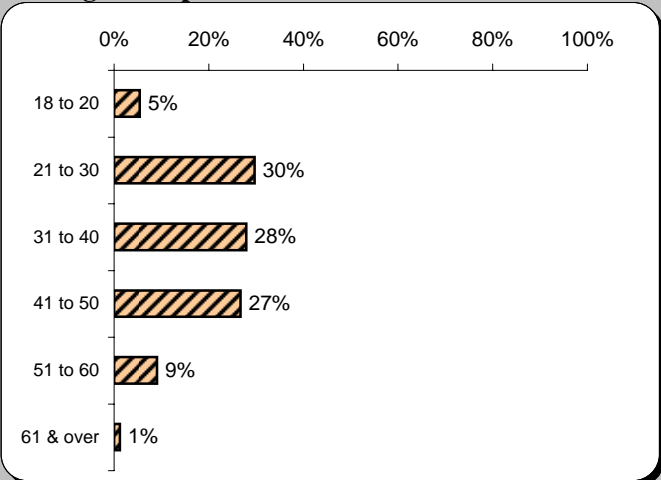
1-2: Hispanic Origin

Of the Statewide consumers, 3% indicate that they are of Hispanic, Latino, or Spanish origin.

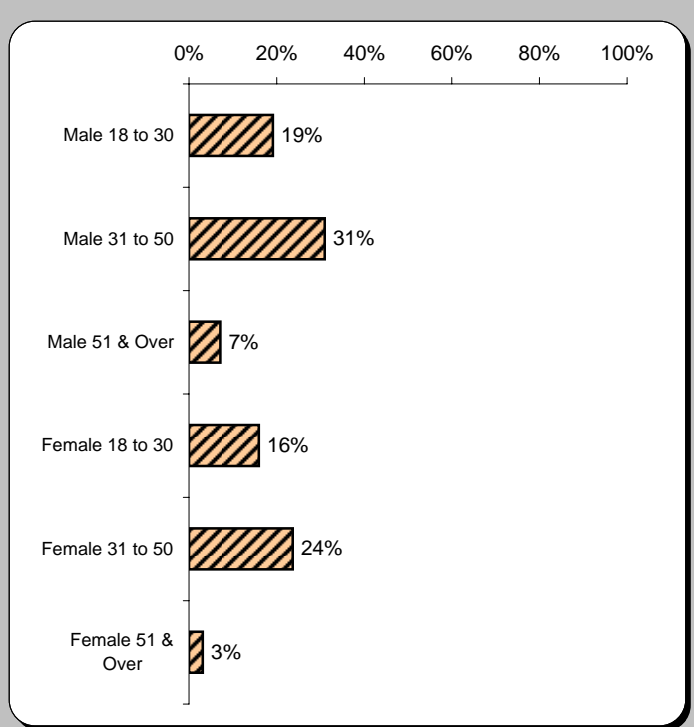
1-3: Race/Ethnicity



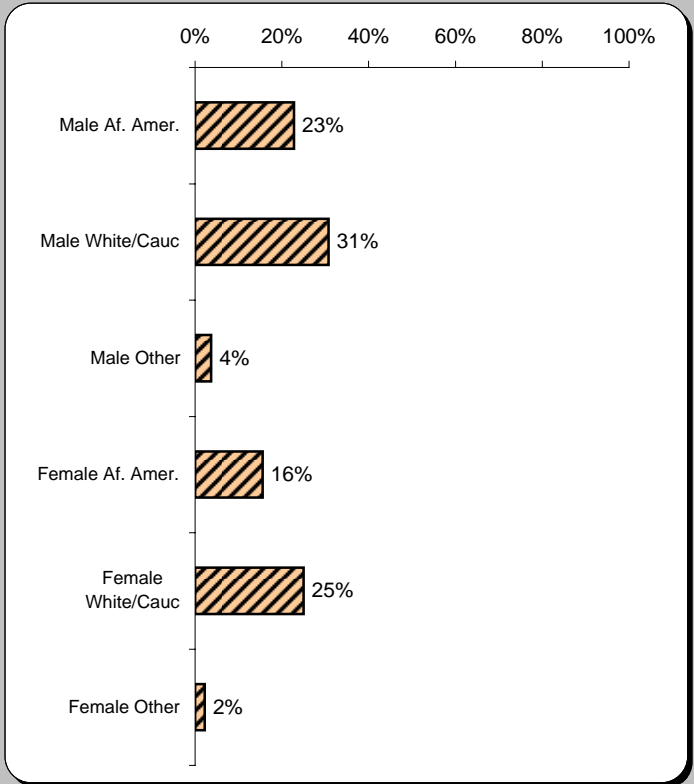
1-4: Age Group



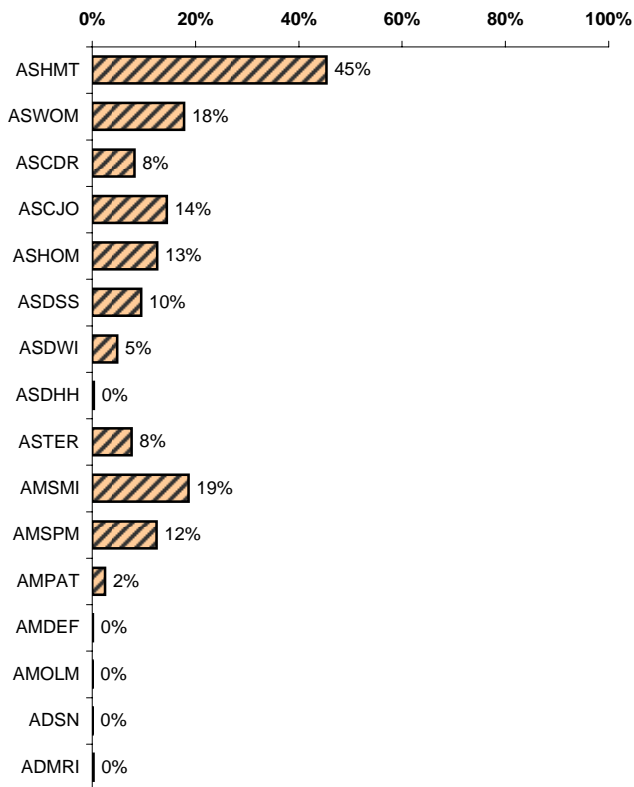
1-5: Gender and Age



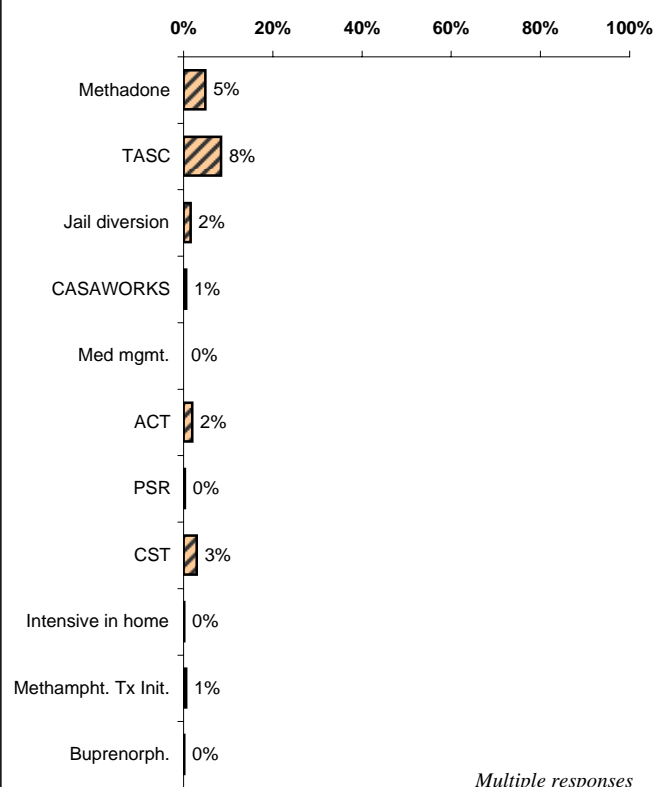
1-6: Gender and Race/Ethnicity



2-1: IPRS Target Populations

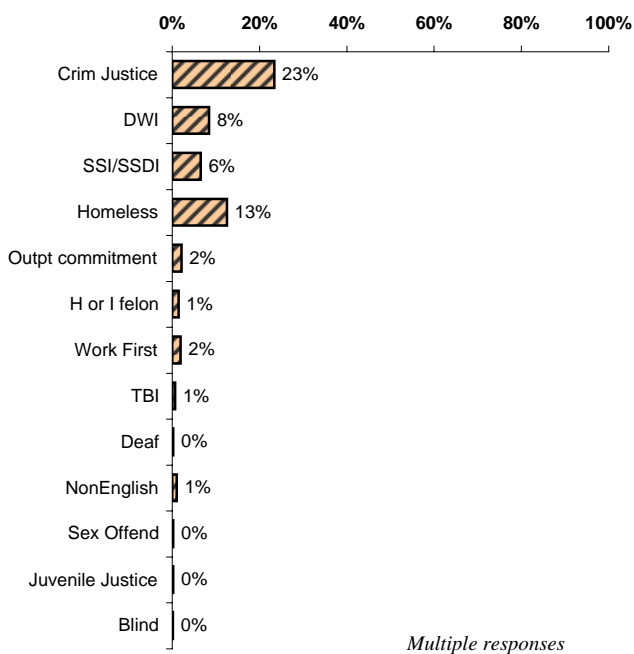


2-3: Special Programs



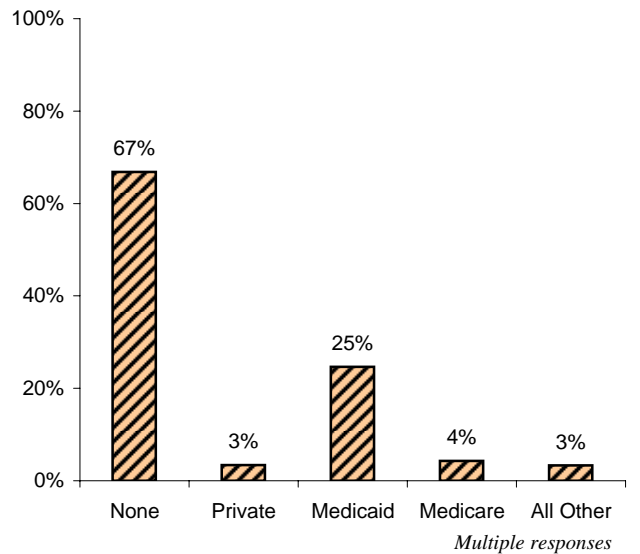
Multiple responses

2-2: Special Populations



Multiple responses

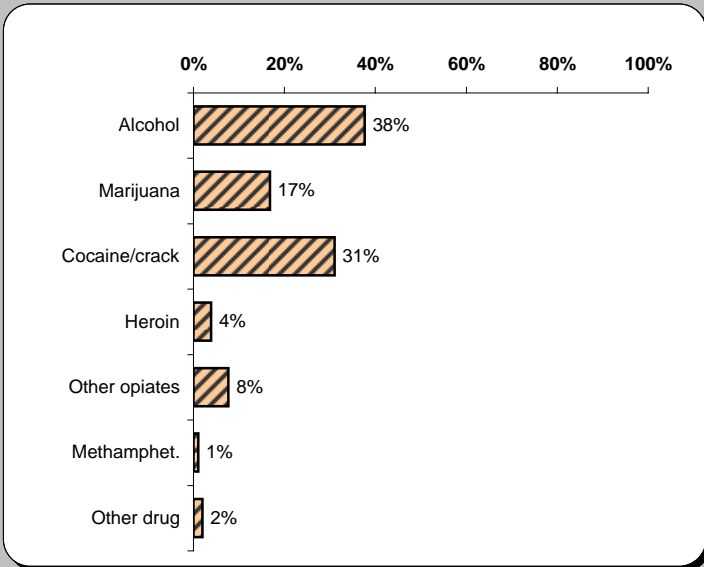
2-4: Health Insurance



Multiple responses

Note: See appendix for definitions of acronyms used on this page.

3-1: Primary Substance Problem



3-3: Cigarette Smoking

Overall, 70% of Statewide consumers report that they smoked cigarettes in the past month and 43% smoked a pack a day or more.

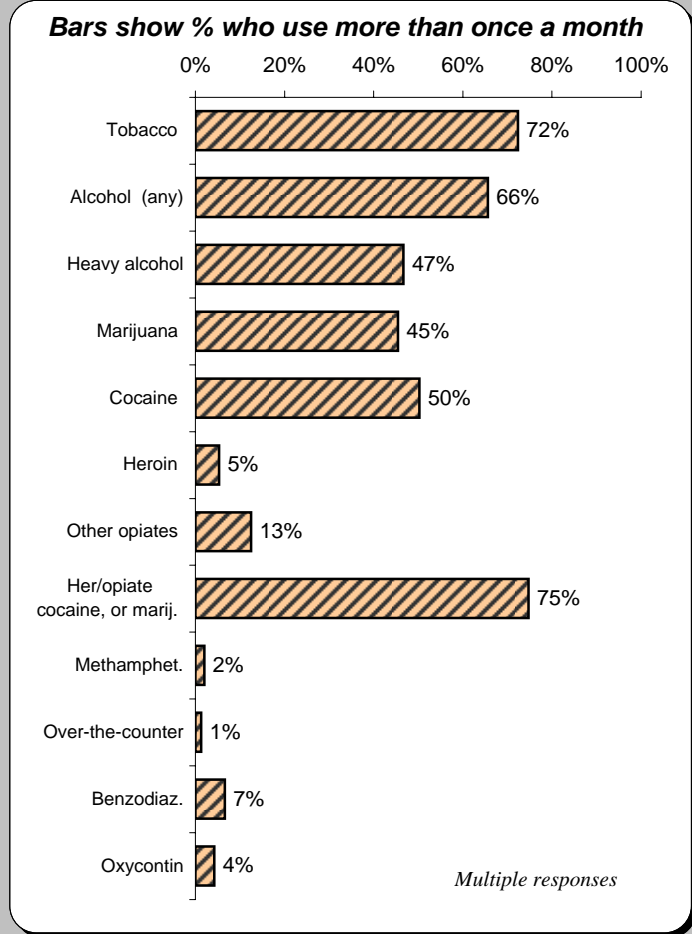
3-4: Injection Drug Use

14% of Statewide consumers report that they have ever injected drugs for a nonmedical reason.

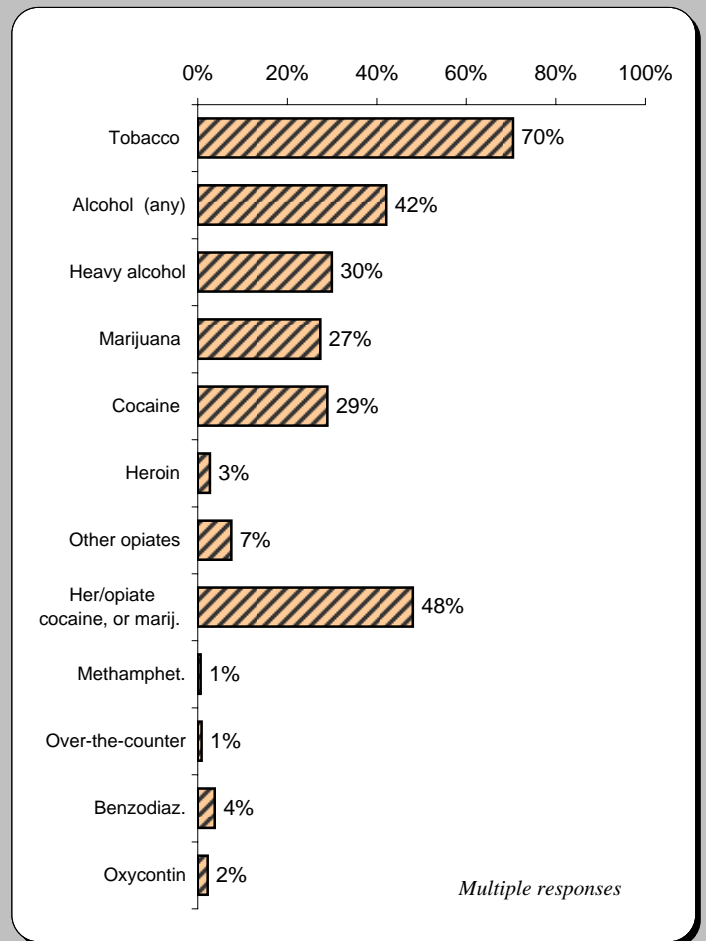
3-5: 90-Day Abstinence from Alcohol and Drugs

Statewide consumers were asked how long they have been abstinent at this time. 19% reported abstinence for at least the past 90 days.

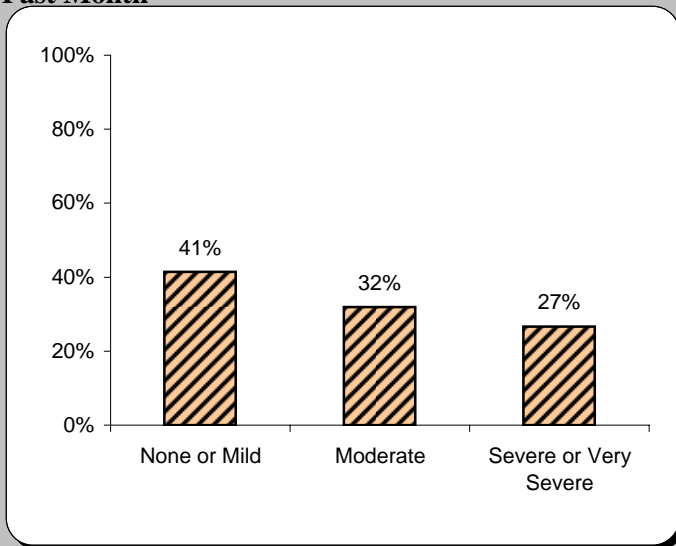
3-2: Self-Report Substance Use, Past 12 Months



3-6: Self-Report Substance Use, Past Month



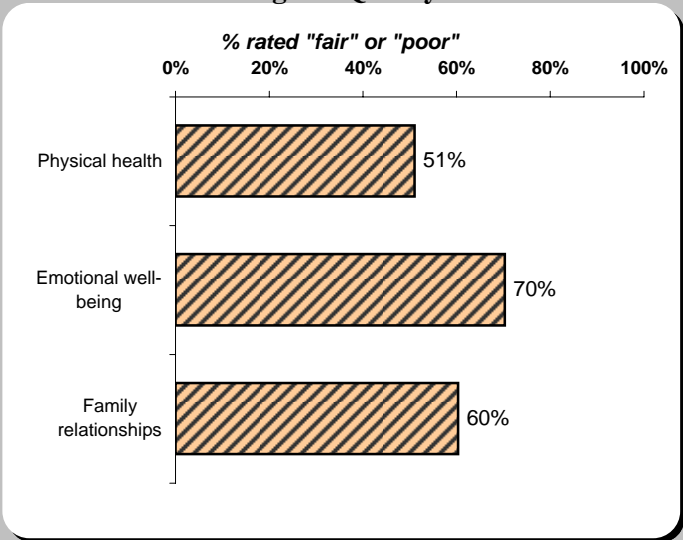
4-1: Severity of Mental Health Symptoms, Past Month



4-2: General Assessment of Functioning (GAF)

GAF scores were reported for 99% of Statewide consumers. The average score was 45.5 and the median score was 45.

4-3: Consumer Ratings on Quality of Life



4-4: Experienced Violence

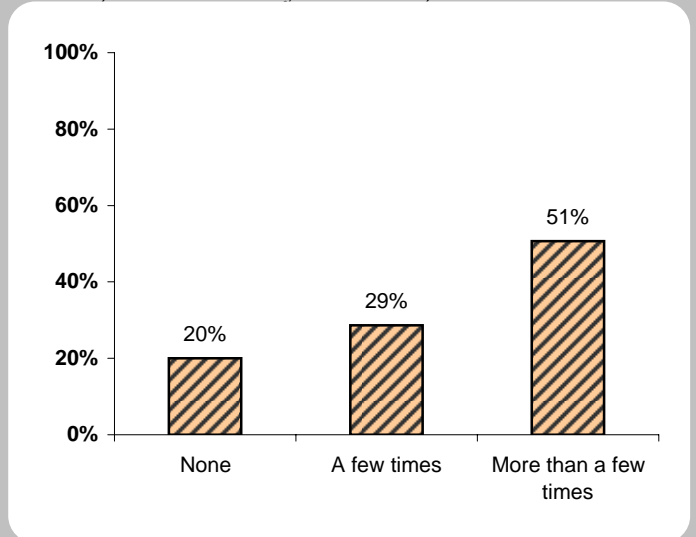
Category	Percentage
Physical violence, past 3 months	12%
Sexual violence, ever	19%
Sexual violence, past 3 months	2%

4-5: DSM-IV Diagnoses

Diagnostic Category	%
Drug Dependence	67%
Alcohol Dependence	41%
Drug Abuse	17%
Alcohol Abuse	12%
Major Depression	19%
Bipolar disorder	11%
Schizophrenia	5%
Anxiety disorder	6%
Personality disorder	3%
PTSD	4%

Only most common diagnoses shown. Multiple response

4-6: How Often Problems Interfere with Work, School, or Other Daily Activities, Past 3 Months



4-7: Lifetime Suicide Attempts

26% of Statewide consumers have attempted suicide at least once during their lifetime.

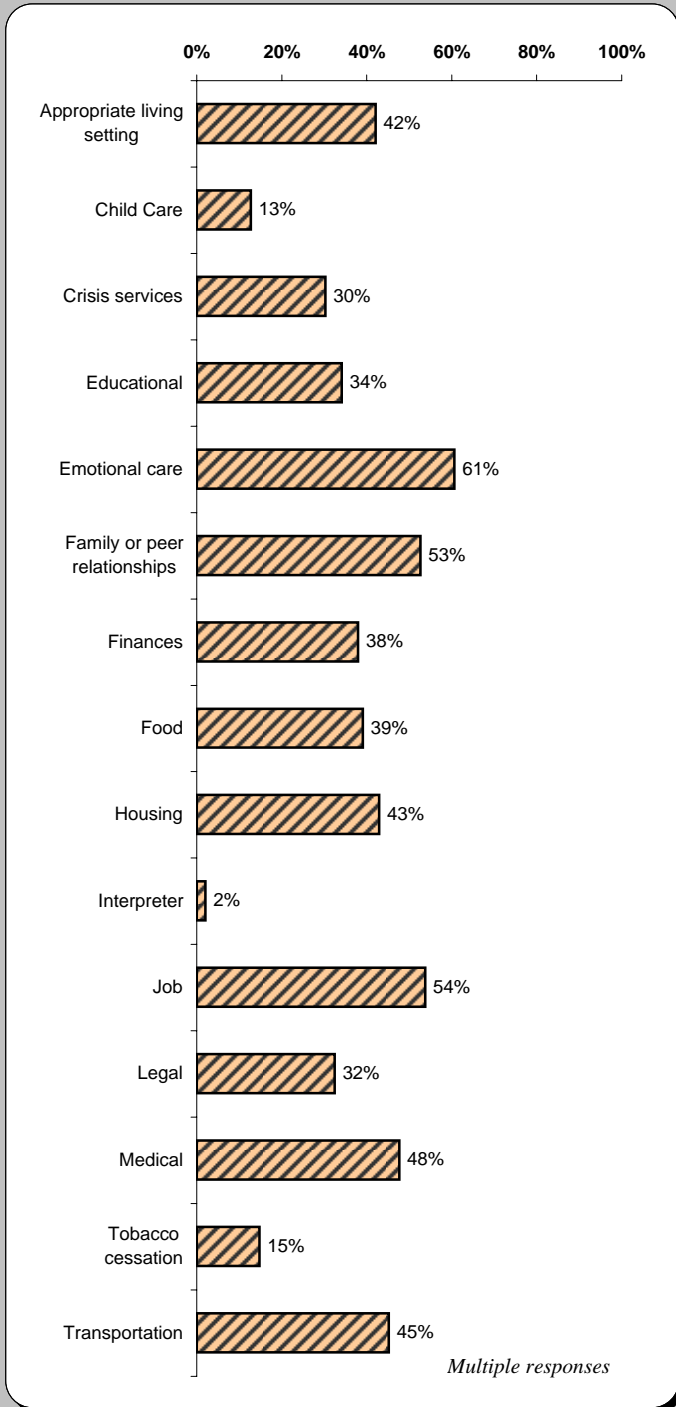
4-8: Behavior Problems and Symptoms Expressed, Past 3 Months

Category	%
Suicidal thoughts	27%
Tried to hurt or cause self pain	9%
Risky sexual activity	10%
Hit/physically hurt another person	11%

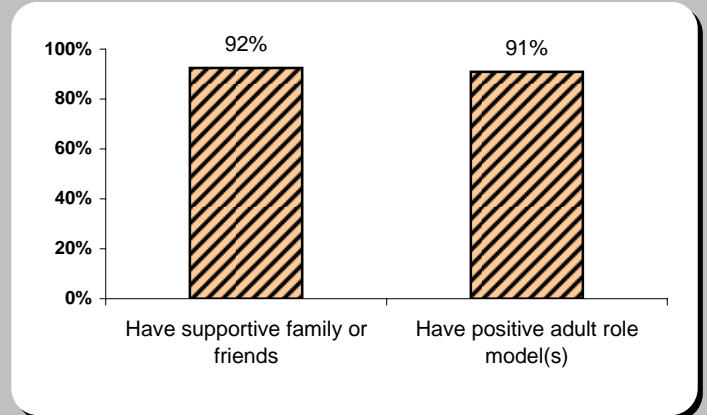
5-1: Public or Private Health Care Provider

Among Statewide consumers, 36% report that they have a health care provider and 32% have seen their provider within the past year.

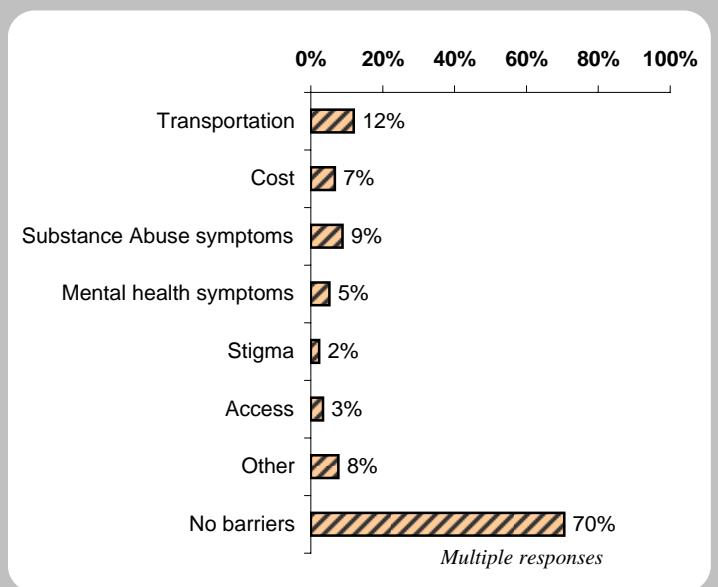
5-2: Service Needs Rated "Very Important"



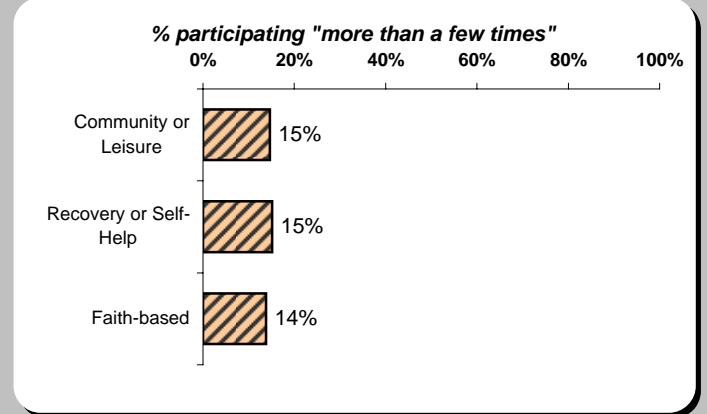
5-3: Support for Recovery



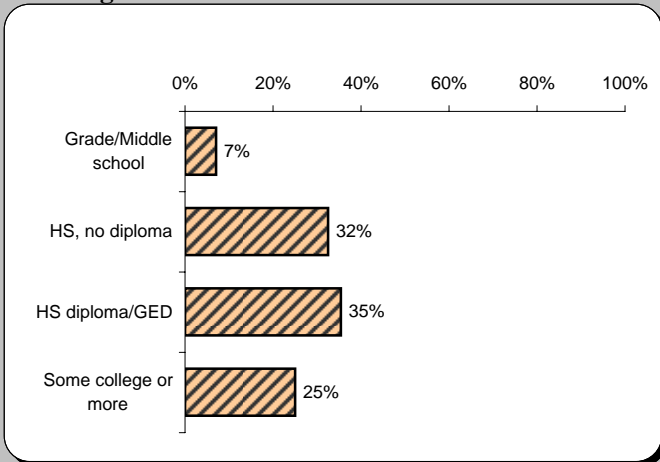
5-4: Barriers to Treatment



5-5: Consumer Participation in Positive Activities, Past 3 Months



6-1: Highest Educational Achievement



6-2: Marital Status

Never married	48%
Married or living as married	18%
Divorced/Widowed/Separated	34%

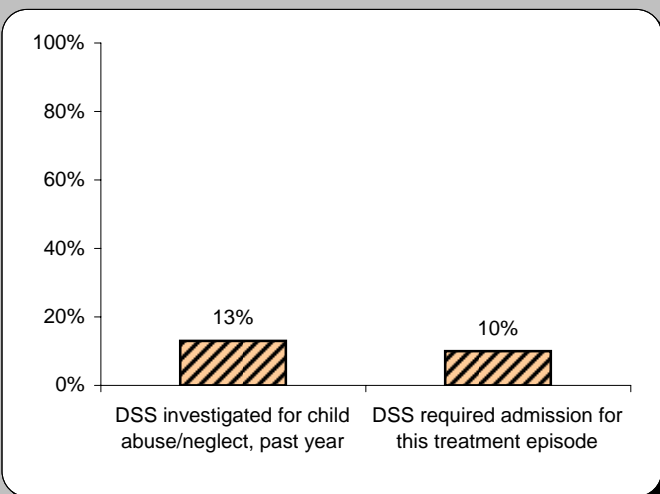
6-3: Children Under 18

49% of Statewide consumers have children under age 18.

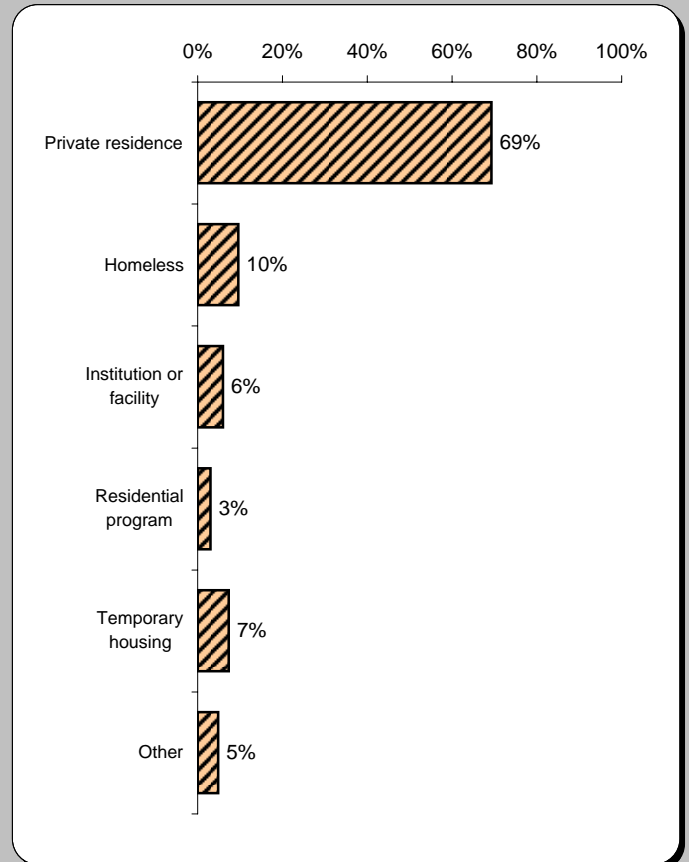
Of those with children...

Have custody of all children	44%
Have custody of some children	10%
Have custody of none of children	46%

6-4: DSS Involvement



6-5: Where Lived



Note: Of Statewide homeless consumers, 1034 were in shelters and 724 were not in shelters.

6-6: Times Moved Residences in the Past Year

No moves	47%
Moved once	25%
Moved two or more times	29%

6-7: Pregnancy Status

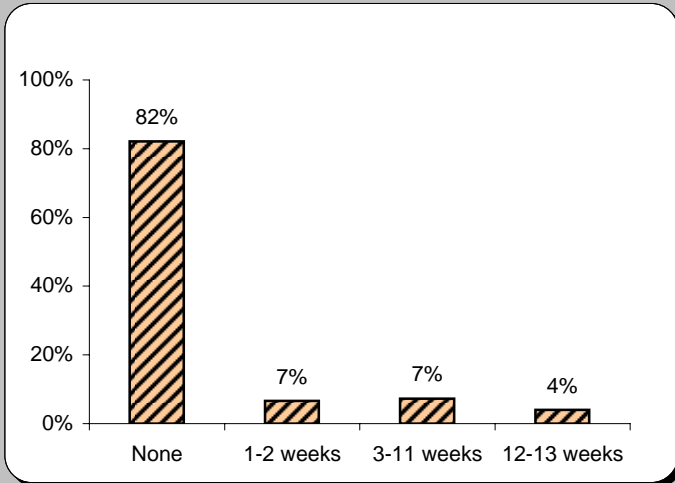
Number currently pregnant	420
Number uncertain about pregnancy status	120
Number in first trimester	111
Number in second trimester	158
Number in third trimester	141

Note: Numbers may not add, due to missing data.

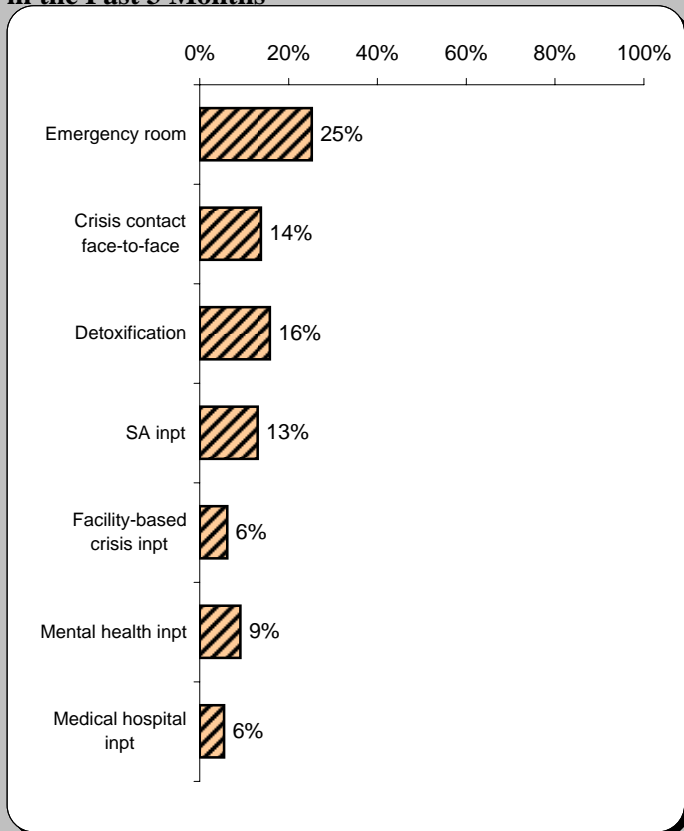
7-1: Outpatient Substance Abuse Treatment

43% of Statewide consumers have had outpatient substance abuse treatment during their lifetime.

7-2: Weeks of Outpatient SA Treatment in Past 3 Months (excluding detoxification treatment)



7-3: Health Care: Types of Services Received in the Past 3 Months



7-4: Employment, Past 3 Months

73% of Statewide consumers are in the labor force meaning that they are working, or unemployed and looking for work.

Of those in the labor force...	
Employed full-time	26%
Employed part-time	15%
Unemployed (seeking work)	60%
Of those working...	
Supported employment	11%
Transitional employment	6%

7-5: Arrest History

Any Arrests	
Ever	72%
Past month	9%
Misdemeanor Arrests	
Ever	64%
Past month	6%
Felony Arrests	
Ever	34%
Past month	2%

7-6: Justice System Involvement

27% of Statewide consumers were under correctional supervision at admission. The court or criminal justice system required treatment for 21% of all Statewide consumers.

Acronym or Term	Definition
ACT	Assertive Community Treatment
ADMRI	Target population: Adult with both mental retardation and mental illness
ADSN	Target population: Adult with Developmental Disability
Af American	African American
AMOLM	Target population: Adult consumer receiving Olmstead services
AMPAT	Target population: Adult MH consumer who is homeless (PATH program).
AMSMI	Target population: Adult with serious mental illness
AMSPM	Target population: Adult with serious and persistent mental illness
AOD	Alcohol or other drugs
ASCDR	Target population: Adult SA injection drug user at risk for communicable disease
ASCJO	Target population: Adult SA who is a criminal justice offender
ASDHH	Target population: Adult SA consumer who is deaf or hard of hearing
ASDSS	Target population: Adult SA consumer who is involved with DSS
ASTER	Target population: Adult with a chronic substance abuse disorder
ASHOM	Target population: Adult SA consumer who is homeless
ASWOM	Target population: Adult SA consumer who is pregnant or has dependent children
Benzodiaz.	Benzodiazepine(s)
Buprenorph.	Buprenorphine
CASAWORKS	Residential program initiative designed to help substance abusing women
Cauc.	Caucasian
Crim. Justice or CJ	Criminal Justice
CJ	Criminal Justice
CST	Community support team
Detox	detoxification
DSM	Diagnostic and Statistical Manual (Edition IV)
DSS	Division of Social Services
DWI	Driving while Impaired
GED	General Education Diploma (High School Equivalency)
H or I felon	Class H or I felon (controlled substance) who applied for food stamps
Her	Heroin
HS	High School
IDU	Injection drug use(r)
Marij.	Marijuana
Med. Mgmt.	Psychiatric medication management services
Methamphet.	Methamphetamine(s)
Methamphet. Tx. Initiat.	Methamphetamine Treatment Initiative
MH	Mental Health
Outpt. Commitment	Outpatient Commitment
PSR	Psychosocial rehabilitation
PTSD	Post-traumatic Stress disorder
SA	Substance Abuse or Substance Abuser
SSI/SSDI	Supplemental Security Income or Social Security Disability Insurance
TASC	Treatment Accountability for Safer Communities
TBI	Traumatic brain injury
Work First	DSS program for temporary assistance to needy families

Note; Refer to web page for more complete definitions of target populations:

<http://www.dhhs.tate.nc.us/mhdd/sas>